

Kia maintains uniform prices and terms nationwide to earn customers' trust.

Differences between information in the brochures and products sold may occur due to discrepancies with the printing date of brochures. Specifications may change due to suppliers' circumstances. Photographs may depict optional features. Please refer to the latest price list and contact a sales representative to make a purchase.

- Colors depicted in photographs may differ from the actual colors due to printing limitations.
- Navigation functions and information displayed may vary depending on when the navigation system was updated.
- Caution: For safe driving, please read the user manual before the initial use of the vehicle.
- Please recycle this booklet to protect the environment.
- Customer service center: 080-200-2000

09/01
2025

Date of publication




This PDF file is for reference only.

Differences with actual models sold may occur due to discrepancies with the time of printing. Please refer to the latest monthly price list and consult a sales representative to make a purchase.

The Kia PV5





 Clothing Retail/
Wholesale

 Event/
Photoshoot Support

The ultimate in space and convenience.
Free up and expand your life, dream and business
One Space, Infinite Possibilities

Play your Vision
The Kia PV5

 Courier
Service

 Food and
Grocery Delivery

Passenger _ Soft Mint / Lakehouse Gray
Cargo _ Clear White / Steel gray
Specifications may vary according to the trim and options that are selected.

Exterior_Passenger

A unique style is achieved through a futuristic image that contrasts cleanliness and boldness, complemented by sleek signature lighting.



Max. range per charge	Battery	Max. power	Max. torque	Charging Time
358 km	71.2 kWh	120 kW	250 Nm	30 min
Based on 2WD, 16" tires				350 kW fast charger, charged to 80%

※ Battery charging times are based on internal laboratory tests.
 ※ Actual charging time may increase due to a decline in the battery's performance when outdoor temperatures drop, such as in the winter.
 ※ Charging times were measured when the battery and exterior were at room temperature. Actual figures may vary depending on the battery temperature, power of the charger, battery condition, and external temperature.



Sliding door



Smart Power Tailgate

Interior_Passenger

Efficient space organization using vertical and horizontal formations and a low beltline for a wider view. The optimized layout completes intuitive usability.



Passenger _ Brown Interior / Specifications may vary according to the trim and options that are selected.



Interior



Second row fold & dive seats (reclining) * Image of luggage flat-deck in use



Luggage tray

Passenger Mobility Life

Flexible use for any situations, from daily life to business.



Family
Spacious second row comfortably seats all family members.



Events & Photoshoots
Handy external V2L power and generous cargo space provide support at event and photoshoot sites.



Passenger Transportation
Safe and easy entry/exit for children thanks to the low step height.



Laundry Service
Large cargo space enables more hygienic and efficient deliveries.

Specifications may vary according to the trim and options that are selected.

Exterior_Cargo

Modern, blocky design provides real value for your business.



Max. range per charge	Battery	Max. power	Max. torque	Charging Time
377 km	71.2 kWh	120 kW	250 Nm	30 min

Based on 2WD, 16" tires
Based on Cargo Long model with Long-Range

350 kW fast charger, charged to 80%

※ Battery charging times are based on internal laboratory tests.
 ※ Actual charging time may increase due to a decline in the battery's performance when outdoor temperatures drop, such as in the winter.
 ※ Charging times were measured when the battery and exterior were at room temperature. Actual figures may vary depending on the battery temperature, power of the charger, battery condition, and external temperature.



Manual Sliding Door (right side: standard, left side: optional)



Double-Door Tailgate

Cargo _ Clear White / Specifications may vary according to the trim and options that are selected.

Interior_Cargo

Geometric design elements and a low beltline maximize sense of openness and intuitive minimalistic layout ensures comfortable usability.



Cargo _ Navy Interior / Specifications may vary according to the trim and options that are selected.



Interior



Cargo Space

※ The cargo area's interior body color matches the selected exterior color.

Cargo Room Length	Cargo Room Width	Cargo Room Height	Load Height	Opening Width
2,255 _{mm}	1,565 _{mm}	1,520 _{mm}	419 _{mm}	1,343 _{mm}

※ Cargo dimensions are from Kia R&D Center's measurements. Variations may occur depending on measurement standards and methods.

Cargo Mobility Life

PV5 is your reliable partner in efficient transportation and comfortable work environment.



Courier Service
Low load height and double-door tailgate simplify loading and unloading.



Food Ingredients
Spacious cargo room and sliding doors are perfect for city deliveries.



Interior
Interior V2L and cargo room LED interior lights provide a pleasant work environment.



Installation/Repair
Customization provides real value in every work environment.

Specifications may vary according to the trim and options that are selected.

Technology

Experience the ease and convenience of PV5's advanced technology.



12.9-inch infotainment system dedicated to PBV
16:9 UX improves mobility connectivity and accessibility. Display-integrated air-conditioning control feature enhances visibility.

i-PEDAL 3.0/Steering Wheel Grip Detection
At all stages of regenerative braking, the accelerator pedal can be used to adjust the car's speed or stop it. A memory function is available for reverse parking and restarting.
※ Switch the reverse parking function on/off in the system settings menu.

Exterior V2L Connector
Connect your electronic devices to the exterior V2L connector for convenient outdoor operation.

Walk Away Lock
When you park the vehicle and move away a certain distance, the vehicle doors automatically lock.

A capacitive sensor is applied to detect the electrical characteristics when the driver holds the steering wheel, determining the grip status and providing a more comfortable driving experience.

Interior V2L Outlet
Plug your electronic device into the outlet on the center console or luggage for fast 220 V charging.

Rear View Monitor
Provides a clear view of the rear for the driver even under poor visibility by projecting live video through the large-screen display. Can be used simultaneously with the navigation system while driving.

Safety

Kia's advanced driver assistance systems ensure safety and convenience in a variety of driving and parking situations.



Highway Driving Assist / Lane Keeping Assist 2
Highway Driving Assist maintains a safe distance from the vehicle in front on expressways/highways while also maintaining the driver's selected speed.
Car stays centered in the lane using a steering angle control system, marking an improvement over the first-generation torque control system.

Navigation-based Smart Cruise Control
When driving on motorways and highways, it helps you maintain a safe speed in line with the traffic. It automatically reduces the speed of the vehicle in a safe speed zone and on curved roads, then returns to the set speed under normal conditions.

Blind-Spot Collision-Avoidance Assist
When exiting a parallel parking space, automated braking assistance avoids collisions with passing vehicles. The system produces a flashing display on the mirror and an audio alarm is activated when the system detects a vehicle approaching on the side when the turn signal is activated for a lane change.

Pedal Misapplication Safety Assist
In situations where a front/rear obstacle (vehicle or wall) is close (within 1.5 m) and if the driver misapplies the accelerator pedal thinking it is the brake pedal, the system limits acceleration and activates emergency braking to mitigate the collision impact.

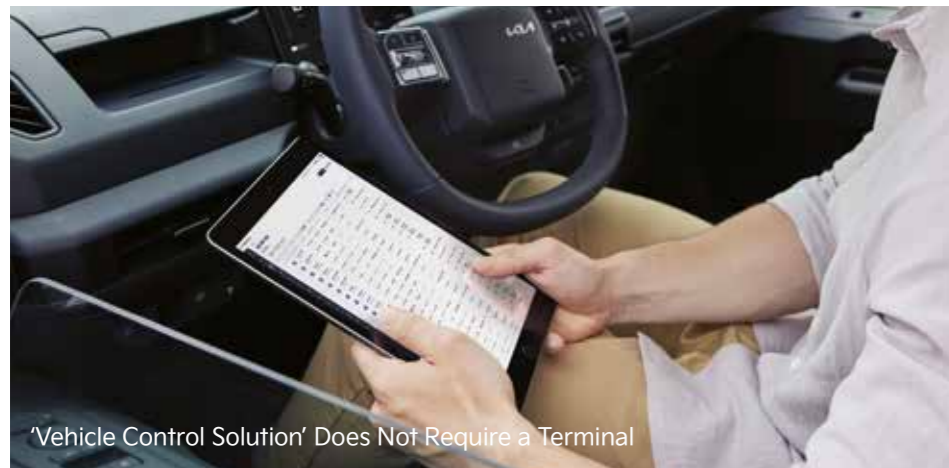
Forward Collision Avoidance Assist (vehicles, pedestrians, cyclist, oncoming vehicle at the intersection)
The system warns the driver when the preceding vehicle brakes abruptly or when a stopped vehicle, pedestrian or bicycle is in front of the vehicle. When the risk of a collision remains high after the warning, the car will automatically apply braking assistance. Braking assistance is also applied to prevent collisions with oncoming vehicles during left turns.

Rear Parking Collision-Avoidance Assist
Drivers are warned of an object behind when backing up. If the risk of a collision remains high after the warning, braking assistance is automatically applied.
※ Not applied to Cargo

※ ADAS is only intended to assist the driver. Be attentive while driving at all times. / Functions may not operate smoothly due to road or driving conditions. / Please refer to the user's manual for details. Specifications may vary according to the trim and options that are selected.

PV5 Experience

Meet tomorrow's mobility technology in the PV5.



'Vehicle Control Solution' Does Not Require a Terminal



All-in-One Display 2 Service

Pleos Fleet

Pleos Fleet Vehicle Control Solution provides efficient integrated control of multiple vehicles from real-time monitoring to driver analysis and vehicle control.

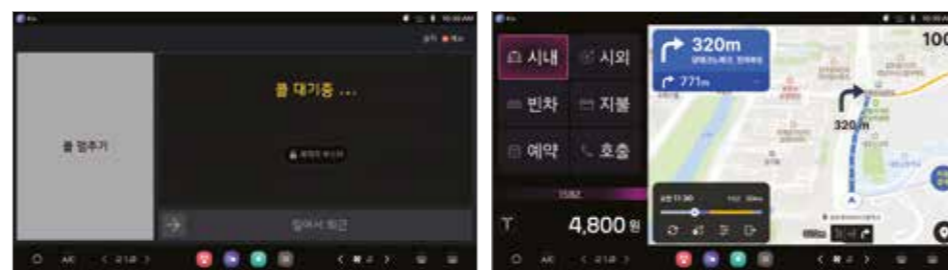
- Integrated Vehicle Status Monitoring**
Location, charging, etc.
- Driver Analysis**
Driving habits
- Driving Schedule Management**
Vehicle dispatch
- Vehicle Remote Control**
Door, air conditioning, etc.

"All-in-One Display 2" for Taxis

The All-in-One Display 2 for Taxis integrates multiple functions required for taxi operation, such as Navigation, Call/Assign Driver app, Electronic Meter, etc. into a single display improving work efficiency and convenience.

- Navigation (Kakao Map)**
Optimized Operation
- Call/Assign Driver App (Kakao T)**
Improved Convenience
- Meter App T-Money Mobility**
Advanced Management

Kakao T Call/Assign Driver App / T-Money meter / Kakao Map navigation



※ The device image presented is for Seoul, and the screen and button structure may vary depending on the area.
 ※ If All-in-One Display is purchased and a mechanical meter is used, the Call/Assign Driver app and navigation can still be used.
 ※ Taxi roof light and credit card payment terminal required for taxi operation must be installed separately.



Shortcut to QR web manual

Interior Colors

Passenger



Navy Interior (Deep Navy)



Combination of Artificial Leather & Fabric Artificial Leather Embossed Artificial Leather

Passenger



Navy & Gray Interior (Deep Navy & Dove Gray)



Combination of Artificial Leather & Fabric Artificial Leather Embossed Artificial Leather

Passenger



Brown Interior (Espresso Brown & Onyx Black)



Embossed Artificial Leather

Cargo



Navy Interior (Deep Navy)



Combination of Artificial Leather & Fabric Artificial Leather

Specifications may vary according to the trim and options that are selected.

※ Visit our website for more product details.
 ※ See separate terms and conditions for the service scope and applicable models.



<< Shortcut to our QR website
 Email : fleet@pleos.ai

Equipment



16-inch Steel Wheels (full-size wheel cover applied) 16-inch Machined Face Wheels



Front Turn Signal Lamps (Standard)



Front LED Turn Signal Lamps



2nd Row/3rd Row Fixed-Type Glass (Standard)



2nd Row Flush Glass



TPO Carpet



2nd Row Air Vents



Driver's Seat Crash Pad Top Tray



1st Row Seatback Bottom Footrest



1st Row Seatback C-Type USB Port



1st Row Inside Door Handle



Cargo Room LED Interior Lights



100 W Type-C USB Ports


Kia Genuine Accessories

New Car Options

Passenger



Luggage Flat-Deck



Protection Mat



LED Tailgate Lamp

Cargo



Flat Cargo Area Floor



Cargo Area Floor



L-Track Luggage Trim & DIY Kit



Wheel Housing Cover Storage

Kia Shop Exclusive Merchandise

Kia AddGear



Air freshener



Magnetic Holder



Cup Holder



Umbrella Holder

Kia Collection



Smart Card Key



Roof Rack & Roof Utility




Cargo Milwaukee Workstation



Cargo Smart Package

※ Kia AddGear and Kia Collection merchandise are available at shop.kia.com. / Specifications may vary according to the trim and options that are selected.

Specifications



Specifications		Passenger		Cargo Long	
		Long range		Standard	Long range
Dimensions (mm)	Overall length	4,695			
	Overall width	1,895			
	Overall height	1,905			
	Wheelbase	2,995			
Motor	Max. power (kW)	120	89.4	120	
	Max. torque (Nm)	250	250	250	
Battery capacity (kWh)		71.2	51.5	71.2	
Applicable tire sizes (inch)		16"	16"	16"	
Government-reported energy efficiency (fuel economy) (km/kWh)	Combined	4.5	3-door(4.8)/4-door(4.7)	3-door(4.7)/4-door(4.7)	
	City	5.1	3-door(5.6)/4-door(5.4)	3-door(5.3)/4-door(5.3)	
	Highway	3.9	3-door(4.0)/4-door(4.0)	3-door(4.1)/4-door(4.1)	
Class		3	3	3	
Range per charge (km)	Combined	358	3-door(280)/4-door(271)	3-door(377)/4-door(377)	
	City	404	3-door(321)/4-door(305)	3-door(421)/4-door(421)	
	Highway	301	3-door(229)/4-door(229)	3-door(323)/4-door(323)	
Battery voltage (V)/Capacity (Ah)		402 / 177	290 / 177	402 / 177	
Curb weight (kg)		2,075	3-door(1,800)/4-door(1,845)	3-door(1,895)/4-door(1,920)	

※ Fuel efficiency numbers (range) are certified by the Ministry of Trade, Industry and Energy. ※ Fuel efficiency numbers (range) correspond to standard mode. Actual figures may vary according to driving habits, vehicle speed, number of passengers, vehicle load, vehicle settings, maintenance, outside temperature, weather, and road conditions. ※ Actual figures may be lower in the winter or when outside temperatures drop due to a decline in the battery's performance.
 ※Cargo 3-door: Manual sliding door on the right side / 4-door: Manual sliding doors on both sides.

Specifications may vary according to the trim and options that are selected.

Kia e-life package

A package including all services that are necessary for EV life, such as charging, car care and warranty

- Charging solutions**
Customized charging solutions according to the living environment and charging type
Home charging Public charging Indirect charging
- Care Program**
Personalized EV care for both emergencies and everyday life
Car care Specialized towing
- Warranty program**
A used car resale value guarantee program that starts when you buy the car
Resale value warranty

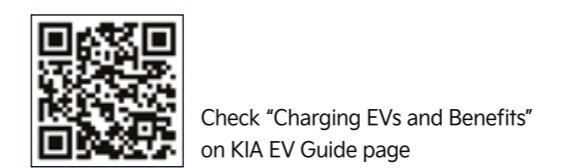


Kia Members Card Benefits

- Benefits of KIA Members
- Charging Service
 - Point Service
 - Care Program
 - Kia Shop
 - Safety Inspection of Kia EVs Ten Times over Ten Years
- ※ More information on how to sign up Kia Members, card issuance procedures and detailed benefits can be found on Kia Members website.
 ※ EV Concierge: 080-200-2000 / Inquiries on Card Issuance: 080-200-2000

EV Charging Guide and Subsidies

EV Charging Guide



- How to charge EVs (Slow/Fast/Ultra-Fast)
 - Charging status (Destination/On-route Charging)
 - Charging cards (MOE/Private Business Operator)
 - Installation of chargers
- ※ Scan QR Code > Connect to KIA EV Guide page

KIA EV Subsidies



※ Scan QR Code > Connect to Zero-Emission Vehicle Portal website
 ※ Local Government Subsidies: Available when clicking "Local Government Subsidies by Vehicle Models" under the "Browse Reference Years" section

Application Procedures for EV Subsidies

- Contract on vehicle purchase**
Customer → Branch/Agent
Visit branch and contract on vehicle purchase
 - Application for Subsidies**
Branch/Agent → Local Government
Check remaining vehicles assigned for local government subsidies and vehicle delivery date
Fill in the documents required and submit to the local government
Check if you were selected as a recipient
 - Consult for Charging Solution**
Customer ↔ Branch/Agent
Check the type of chargers and installation procedures
Give information on the desired chargers by customers
 - Vehicle Delivery**
Branch/Agent → Local Government, Customer
10 days before the expected delivery date
Finally check if you can receive subsidies
Check the availability and deliver
 - Apply for Subsidies**
Branch/Agent → Local Government
Apply for local government subsidies after delivery and registration (Within 10 days after delivery)
- ※ Information above may vary depending on MOE/Local Government.
 ※ Visit Emission-Free Vehicle website for more information.

KIA Connect

Kia Connect is Kia's connected car service for wireless software updates, smartphone-based remote vehicle control, and emergency alerts for a safer and more convenient vehicle usage experience.

- Remote control**
Remote Air-conditioning Control
Remote Charging Control
Remote Door Lock/Unlock Control
- Safety and security**
Automatic Notification of Airbag Deployment
SOS Emergency Dispatch
EV Battery Monitoring
- Maintenance**
Driving Report
Wireless Update
Smart Remote Diagnosis
- Navigation**
Kia Connect Navigation
Traffic Information
Vehicle Location Sharing
- Streaming service**
Audio Streaming
Video Streaming

※ Enjoy 5 years of complimentary full-service upon initial enrollment with your vehicle purchase, followed by 5 additional years of essential services—including SOS emergency dispatch, automatic notification of airbag deployment, traffic information, and **EV battery monitoring**.
 ※ **EV battery monitoring: It is the service offered to Kia Connect members who registered their vehicle in Kia App, notifying the customer of battery issues of their vehicle.** ※ A link to a streaming service subscription is required to use Kia Connect's streaming service.
 ※ If your streaming service subscription only supports mobile devices, it will not be compatible with Kia Connect's streaming service. ※ The features/range of Kia Connect remote control may vary depending on your vehicle's trim and options.