

NEW DAILY



CHASSIS CAB

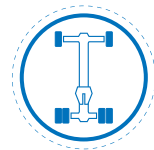


GENOVA, ITALIA.

Your new **DAILY** is an entirely new **DAILY**: strong by nature and surprising in its lightness, comfort and driveability. The load-bearing chassis frame with side members is a guarantee of versatility and durability. The new suspension systems improve dynamic behaviour, enhance performance and weigh less.

It's a **vehicle that thinks about business**, with 40 kg more useful load, more accessible load compartment and lower consumption.

The new DAILY has been totally redesigned to meet the needs of light commercial transport, a **new concept, a new vehicle, a new DAILY generation**.



STRENGTH

CHASSIS WITH HIGH-STRENGTH SIDE MEMBERS
UP TO 7 t GROSS VEHICLE WEIGHT
REINFORCED SUSPENSION
(ALLOWING UP TO 200 Kg. GREATER LOAD)
TOUGH, RELIABLE ENGINES



DESIGN

NEW STYLE
NEW INTERIORS
ERGONOMIC DASHBOARD
NEW STORAGE COMPARTMENTS



VERSATILITY

8000 FACTORY VERSION
VAN, CHASSIS CAB, CREW CAB, MINIBUS
SINGLE AND TWIN WHEELS
MAXIMUM EASE OF FITTING CONFIGURATION



HANDLING

NEW SUSPENSION
OPTIMISED WHEELBASE FOR BETTER DRIVEABILITY
BEST TURNING CIRCLE IN ITS CLASS (10.5 m)



COMFORT

CAR-STYLE DRIVING
NEW SEAT, NEW CONTROL AND NEW DRIVING POSITION
BETTER SOUNDPROOFING
GREATER FORWARD VISIBILITY
NEW CLIMATE CONTROL SYSTEM
NEW INFOTAINMENT AND NAVIGATOR SYSTEM



PERFORMANCE

REAR-WHEEL DRIVE
9 ENGINES
HIGHEST POWER IN ITS CLASS (205 HP)
HIGHEST TORQUE IN ITS CLASS (470 Nm)
EURO VI NATURAL POWER AT 136 HP
6-SPEED MANUAL AND AUTOMATED GEARBOXES



PROFITABILITY

5.5% REDUCTION IN FUEL CONSUMPTION
"ECOSWITCH" MODE FOR MAXIMUM EFFICIENCY
BETTER AERODYNAMICS
LOAD CAPACITY INCREASED OF 40 Kg.
PAYLOAD UP TO 4,7 t



STRENGTH



GENOA, ITALY.

The new DAILY is the toughest of light commercial vehicles, with the most lasting performance.

Its strength is based on its chassis, made of C-section side members in special steel, an exclusive feature in light commercial vehicles that sets the DAILY apart from car derived vehicles. The load-bearing chassis is a key element in the vehicle's **strength and modularity.**

The use of thicker chassis for greater load capacities makes it possible to **optimise the weight and performance** of each version. The exhaust gas after-treatment systems and (in NATURAL POWER versions) the methane tanks are housed between the side members, without affecting the load space. **The DAILY is the only light commercial vehicle with gross vehicle weights of up to 7 t and payloads of up to 4700 kg.** The maximum front and rear axle loads too are top-ranked in their

class. The range re-proposes all the **wheel base variations** from 3000 to 4750 mm whilst maintaining the same cab and body length. This allows the chassis fittings installed in the previous ranges to also be used on the new DAILY.

The new DAILY chassis cab is now available with a new version featuring **single wheels** with a 4100 mm wheelbase and a configurable length of up to 4.5 m: the ideal vehicle for refrigerated and temperature controlled

boxes, ensuring great handling and excellent stability, also thanks to the **new QUAD-LEAF suspension.** The strength of the new DAILY translates into **reliability, economy and residual value.** No other vehicle has the payload of the DAILY, or maintains top performance for so long: these two qualities also ensure high values on the second hand market.

The new DAILY chassis cab is the most popular base among body

builders: it is the toughest and the easiest to transform. In the single cab, crew cab and chassis cowl versions, with single or twin wheels, it can be equipped as a box van, tipper, panel van, camper, minibus, vehicle recovery truck, crane truck, overhead platform and for many other special uses.

Its strength means that no job is too great.

The new DAILY chassis is tough and strong, optimising weights and performance.





The design of the new DAILY also expresses its exclusive personality.

Unique in its class for technical features and performance, it is as attractive as a car but proudly shows off its identity as a **transport professional**.

It is a completely new vehicle: **80% of the bodywork components have been redesigned**, while the chassis-based frame-work, the core of the DAILY's robustness

and durability, has been maintained.

The front is a blend of different modules: the **windscreen** plane, framed by a continuous line, extends into the side windows to join the **headlight-grille** line at the mirrors. The rounded hood, generously proportioned for easy engine access, is positioned between the two modules. Lower down, the **bumpers** broaden out towards the robust wheel arch to accentuate road holding with a markedly horizontal motif. The new DAILY's

shape is closely linked to its function. The **headlights** are positioned high up and set back to avoid damage from minor knocks. The increased glass surface area makes the cab more luminous and improves vertical vision. The new cab design also improves the vehicle's **aerodynamics**.

The new DAILY has an ergonomic **new dashboard** and numerous **compartments** easily reachable from the driving seat (five closable compartments,

three DIN compartments and three cup holders, plus purpose-designed holders for frequently used items such as phones and tablets).



Brighter interior with greater visibility, with increased glass surface area and a lowered seat.

The new DAILY marking system is simple and intuitive: the code states the gross vehicle weight (in quintals) and the power (in HP).





With two distinct architectures, with different wheelbases for vans and chassis cabs, the **new Daily is the most versatile vehicle in its class.**

The new range includes **chassis cabs, crew cabs, chassis cowl, vans, semi-windowed vans and minibuses.**

The chassis cab gross vehicle weight ranges from 3.3 to 7 t, with wheelbases from 3000 to 4750 mm and body lengths up

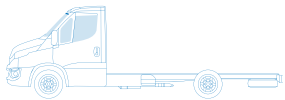
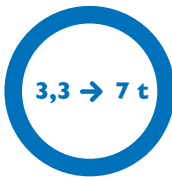
to 6190 mm. The new single wheel 4100 mm wheelbase version maintains all the distinctive qualities of the DAILY but with even better driveability.

Two **engines** available (2.3 and 3 litre), with two fuel systems (diesel and methane) and nine power ratings (from 106 to 205 HP). There are four **transmissions** (three manual and one automated AGile™), with torques from 350 to 470Nm. There are also 15 **rear axle ratios** available, making

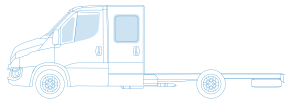
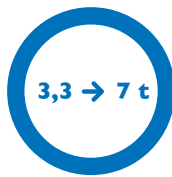
it possible to adapt the vehicle to specific applications. On single wheel models, **the load platform height has been reduced of 55 mm.**

To make material handling easier, all versions of the new DAILY can also be fitted with rear air suspension. This extensive range of bodies, engines, dimensions, wheelbases and load capacities allows you to choose between **8000**

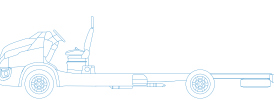
different factory versions of the new DAILY, each one configurable in an infinite number of ways thanks to the versatility of the framework.



CHASSIS CAB



CREW CAB



CHASSIS COWL



HANDLING



GENOA, ITALY.

The new DAILY is now even easier and more intuitive to drive even for car license holders used to driving a car.

The new QUAD-LEAF front suspension improves handling, comfort and dynamic response, ensuring maximum stability even in the event of sudden swerves with a full load. Standard on all models, the new suspension uses a quadrilateral system with double swing arm and leaf spring, and has been completely redesigned with specific

angles calculated to **improve kinematic behaviour**. A number of key components – such as the cross member incorporating the engine mount – have been redesigned to increase rigidity and reduce overall mass.

The QUAD-LEAF suspension offers high performance, **1900 kg standard maximum load**, with a lower weight, **-40 kg** compared to the previous model.

For particularly heavy-duty applications,

the QUAD-TOR suspension (standard on all chassis cabs over 3.5 t), with torsion bars instead of the leaf spring and an **axle weight rating of 2500 kg** (2100 kg for versions up to 5 t) is available on request. On single wheel models there is a **new rear suspension geometry, recalibrated** to reduce oversteer to a minimum, lower the load platform height (-55 mm) and vehicle tare weight (-8 kg).

The balance and driveability of the

new DAILY chassis cab have been enhanced without compromising on its extraordinary agility in tight spaces: the curb to curb turning circle (10.5 m) is top of its class.

The new QUAD-LEAF front suspension improves comfort, driveability and maximum permissible load.





On the new DAILY, the driving position and comfort are the same of a good car.

The **seat** (H-point lowered by 15 mm), **steering wheel** (20 mm smaller and 7° more vertical) and windscreen (40 mm more glass with a 4° improvement in visibility) are new. **The dashboard** has been completely redesigned to ensure the driver has a comfortable control of the vehicle while in the correct driving position.

The ergonomic space, considered to be the best in its class, is accompanied by improved soundproofing and a more efficient climate control system (manual and automatic).

The DAILY's driveability has changed radically. The **new 4100 mm wheelbase on the single wheel version** guarantees excellent road-holding under all load conditions, great handling in tight spaces and a really comfortable ride. The **new suspension systems** improve the ground contact and



overall balance of the vehicle, reducing roll and pitch to a minimum even at high speeds. **ESP is standard for all versions**, and other electronic safety systems (such as the lane departure warning system) are available on request. The new infotainment and telematics range has three audio system levels and a navigator with specific commercial vehicle routes.

The new climate control system ensures high efficiency without affecting fuel consumption, thanks to the EcoMac intelligent cooling system.





PERFORMANCE



The NEW DAILY offers the best performance in its class.

The rear-wheel drive guarantees traction and power from a standing start. The ample choice of engines and final drive ratios makes it possible to optimise fuel consumption according to the nature of its work. **The power ratings range from 106 to 205 HP** (the maximum for four-cylinder diesels) with torques of up to 470 Nm for 3 litre engines.

The new DAILY is the only vehicle in its class fitted with specific commercial vehicle derived diesel engines, optimised for working conditions and capable of extremely high mileage without compromising on full efficiency.

The diesel engines are available in Euro5b+ version with EGR and EuroVI Heavy Duty with SCR and EGR. The after-treatment system is compact and positioned at chassis level, without affecting the load space in any way.

The latest-generation common rail system on EuroVI versions can deliver injection pressures of up to 2000 bar. The ultra-ecological, methane fuelled, 136 HP NATURAL POWER version completes the range of engines.

All the gearboxes, including the automated AGile™ (usable in either automatic or sequential mode), are 6-speed.

The new DAILY also incorporates some important new features for reducing fuel

consumption, including the **EcoSwitch**, enabled by the driver to modulate the engine torque, the EcoMac intelligent cooling system and the alternator that operates only in the energy recovery phase, contributing to a **reduction of 5.5%** compared to the previous model.



€ F1A 2,3 litre IVECO



€ F1C 3,0 litre IVECO

In the Natural Power version, the methane tanks are located between the side members.





PROFITABILITY



MILANO, ITALIA.



The new DAILY guarantees maximum profitability and efficiency in all types of work.

The new DAILY is also weight-optimised and now has **one of the best unladen weights in its class** (starting from 1750 kg), guaranteeing **maximum body and payload** (up to 4700 kg in the 7 t version).

The rear air suspension (available on request for all versions) simplifies loading

and unloading and protects the transported materials from shocks and vibration. The deck top is completely flat and obstacle-free to facilitate the work of body and equipment fitters. The vehicle can be fitted with a power take-off flange on the side of the gearbox (torque delivery up to 220 Nm). The vehicle electronics can be integrated with those of the body fittings via standard CAN-BUS connections. The improved aerodynamics and technological solutions on the new DAILY (from the EcoSwitch to

the smart alternator) allow **fuel savings to 5.5%**. The **EcoPack**, that includes EcoSwitch and **Start&Stop**, **lowers fuel consumption up to 14% for urban mission**. This translates into a significant **reduction in the total cost of vehicle ownership**. The large capacities, reduced weight, easy conversion and optimised fuel consumption (together with the engine performance enhanced by the rear wheel drive) make the new DAILY the vehicle with the highest productivity on today's market.

5.5% REDUCTION IN FUEL CONSUMPTION


AERODYNAMICS	Improved aerodynamics cab
ECOSWITCH	Driver operated torque reduction device; useful for reducing fuel consumption when running with no load
SMART ALTERNATOR	Alternator that cuts in mainly when the accelerator is released to recover kinetic energy
ECOMAC	Automatic climate control with an operating logic that optimises the operation of the compressor according to the cab's actual cooling requirements
ENGINE EFFICIENCY	Low friction piston rings and specific engine oil
ECO TYRES	Low rolling resistance tyres

SERVICES



IVECO
CAPITAL

IVECO CAPITAL, for entering the IVECO world. Thanks to agreements with the CNH INDUSTRIAL group and an alliance with BNPLS (the biggest leasing company in Europe), IVECO CAPITAL is now able to propose even more advantageous **services conceived and developed specially for the specific needs of commercial transport.** All **funding programmes** (from instalment payments to operative leasing), are customisable. Monthly instalments can include the cost of vehicle fitting, **ELEMENTS** tailored maintenance contracts and insurance services such as third party, fire & theft, fully comprehensive, collision and credit protection. IVECO CAPITAL helps you **choose the financial product that best suits** your company's economic and fiscal profile. **IVECO CAPITAL services are available from all IVECO dealerships.**

 The new DAILY is much more than a vehicle: it is a **complete transport solution** providing a perfect integration between product and services. And in a continual effort to offer our customers the best possible service, IVECO has created **ELEMENTS: a wide range of tailored service packages** designed to keep the vehicle in perfect shape at all times. The flexibility of Elements ensures an extremely cost-effective and perfectly dosed



administered service. Customers can choose the service levels that best suit their business, counting on the certainty of controlled, fixed costs. The **IVECO network** stands out for its extensiveness and competence, and IVECO repair centres provide the manufacturer's quality combined with the skill of technicians who know the new DAILY like nobody else does. Dedicated diagnosis and repair equipment guarantee effectiveness and rapidity and also allow remote operations.



ALWAYS READY, ALWAYS NEAR TO YOU, WHEREVER YOU ARE.

Iveco Assistance Non-Stop, 7 days a week, 24 hours a day; one phone call is all you need to contact Iveco directly and get your business going again.

REPLACEMENT PARTS

The new DAILY's performance is assured by the use of Original IVECO Replacement Parts, the result of painstaking selection of materials and suppliers, and specific, rigorous product testing. The range of original Iveco replacement parts not only includes all new parts but a broad selection of regenerated engines, gearboxes and components, a valid alternative for reducing maintenance costs and environmental impact. IVECO knows the value of your time. That's why it has an efficient, state-of-the-art Parts

sourcing and distribution system, which guarantees delivery of the part you need within 24 hours, anywhere in the world, day or night, 365 days a year. Iveco supports its customers throughout the life of their new DAILY ensuring the perfect combination of performance, value and productivity over time with the IVECO "All-in-one" maintenance service, with a fixed, transparent price as well as the IVECO Service Packs. And with the special Daily Chrono Service, all maintenance on your new DAILY will take less than an hour, without an appointment.



ACCESSORIES

With the special new range of **IVECO Accessories** you can customise your new Daily and make it unique, perfectly suited to your very own business needs. The range of New Daily accessories, developed in collaboration with top suppliers and the Fiat Style Centre, has been extended and fully renewed to ensure safety, practicality, comfort, design and technology for the New Daily.



PETRONAS ORIGINAL LUBRICANTS The new DAILY comes with new engine oil, "**PETRONAS URANIA DAILY FE 0W-30**", the **ORIGINAL IVECO lubricant** developed in close collaboration with PETRONAS LUBRICANTS; its special formula protects the particulate filter from combustion residues, ensuring better performance, longer intervals between replacement and lower fuel consumption.

CHOOSE YOUR DAILY

The new **DAILY Chassis Cab** remains the toughest and most versatile light commercial vehicle in its class: the load-bearing structure ensures solidity, payload and long-lasting performance. The new DAILY comes in **8000 factory versions**, the combination of the different bodies, wheelbases, power and load capacities.
The new DAILY range has a vehicle for any job, yours too.

NEW DAILY CHASSIS CAB

WHEELBASE (mm)	MAXIMUM BODY LENGTHS (mm)				GROSS VEHICLE WEIGHT (t)			
	SINGLE WHEEL		TWIN WHEEL		SINGLE WHEEL		TWIN WHEEL	
	MIN	MAX	MIN	MAX	MIN	MAX	MIN	MAX
3000	2510	3000	2830	3316	3,3 t	5,2 t		
3450	3395	3886	3395	3886	3,3 t	7 t	3,3 t	7 t
3750	4005	4495	4005	4495	3,5 t	7 t	3,5 t	7 t
4100	4005	4495	4005	4895				
4350			4830	5340	5,2 t	7 t	5,2 t	7 t
4750			5690	6190			6,0 t	7 t

ALL VERSIONS HAVE BODY LENGTHS IDENTICAL TO THE PREVIOUS WHEELBASE VARIANTS



NEW WHEELBASE LENGTH



BEST-IN-CLASS

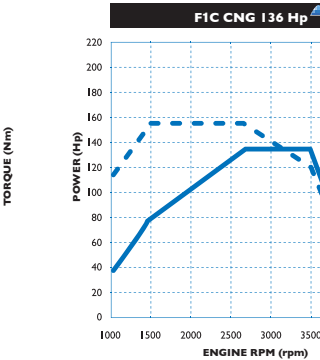
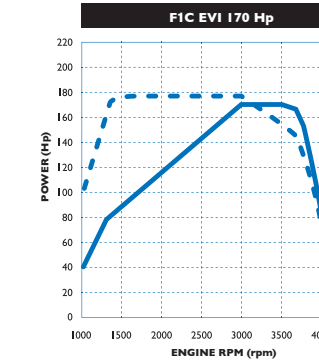
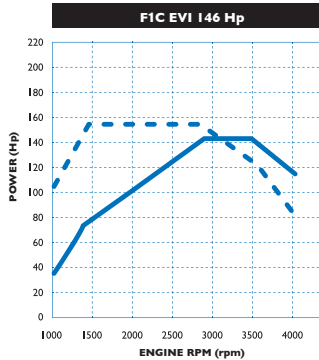
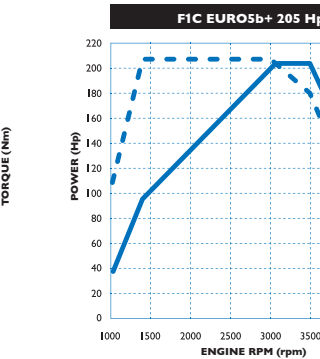
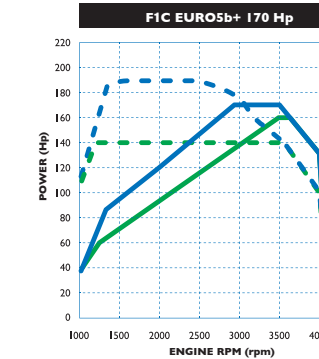
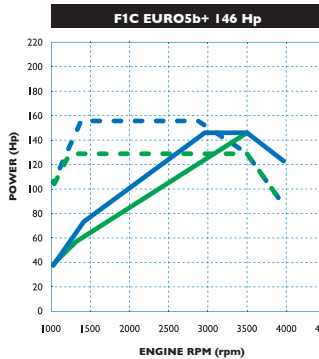
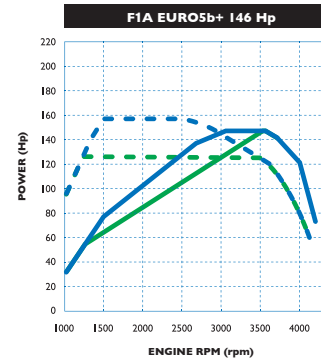
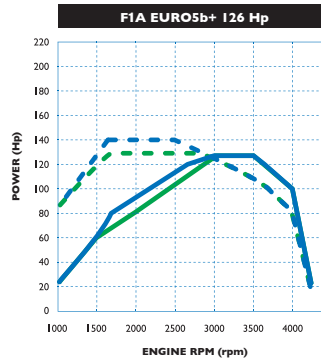
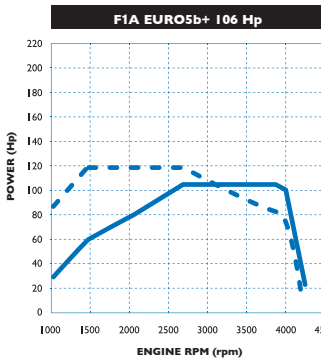
GROSS VEHICLE WEIGHT
from 3,3 t to 7 t



CHOOSE YOUR ENGINE

POWER/TORQUE CURVES

--- TORQUE
— POWER
— ECOSWITCH OFF
— ECOSWITCH ON



NEW DAILY ENGINES

ENGINE	MAX POWER (HP)	MAX TORQUE (Nm)	TURBO	EMISSIONS AND HOMOLOGATION*
F1A 2,3 litre	106	270	WASTEGATE	EURO5b+ LIGHT DUTY
	126	320	WASTEGATE	
	146	350	VARIABLE GEOMETRY	
	146	350	WASTEGATE	
F1C 3,0 litre	170	430	VARIABLE GEOMETRY	EURO VI HEAVY DUTY
	205	470	TWIN TURBO	
	146	350	WASTEGATE	
	170	400	VARIABLE GEOMETRY	
NATURAL POWER	136	350	WASTEGATE	

* Euro5b+ engine line up is available only for vehicles with reference mass ≤ 2840 kg.
EuroVI engine line up is available only for vehicles with reference mass > 2380 kg.

■ EGR + SCR ■ BEST-IN-CLASS

☞ F1A 2,3 litre IVECO

F1C 3,0 litre IVECO ☞

FITTINGS

STANDARD FITTINGS

	DAILY
ESP	●
REMOTE CENTRAL LOCKING	●
DRIVER AIRBAG	●
DRIVER SEAT WITH 3 ADJUSTMENTS	●
DUAL PASSENGER SEAT WITH DRAWER UNDER SEATS	●
ELECTRIC WINDOWS	●
PROVISION FOR RADIO	●
ADJUSTABLE STEERING WHEEL	●
POWER-ASSISTED STEERING	●
TINTED WINDOWS	●
ADJUSTABLE HEADLIGHTS	●
CRUISE CONTROL	○
STORAGE SHELF	○
FOG LIGHTS WITH CORNERING FUNCTION (WORKS WITH ESP SYSTEM)	○
MANUAL AIR CONDITIONING	○
AIR CONDITIONING WITH AUTOMATIC CLIMATE CONTROL	○
SPRUNG DRIVER SEAT (4 ADJUSTMENTS)	○

STANDARD = ● OPTIONAL = ○

SPECIFIC MISSION PACKAGES

ECO	WINTER	TOWING
ECOSWITCH START&STOP	WEBASTO HEATER HEATED REAR WINDOWS	BALL-HEAD TOW HOOK 13-POLE DIN SOCKET TACHOGRAPH

The new DAILY is available in three **configurations** that can be completed with specific content packages. **All versions have ESP as standard**, connections to fittings, remote control central locking, provision for audio system with four speakers, electric windows, driver seat with three position settings, passenger seats with box and an extensive range of purpose-designed compartments (including phone and tablet holders).

The **DAILY PLUS** also has cruise control, air conditioner and directional fog lights as standard. The **DAILY TOP** configuration combines these features with an automatic air conditioner, shock absorber driver seat, passenger seat tray and specific dashboard.

The following packs are also available:

- **ECO** (with EcoSwitch and Start&Stop);
- **WINTER** (with Webasto heater and heated windscreen/rear view mirrors);
- **TOWING** (with ball-head tow hook, 13-pole DIN socket and tachograph);

PACKAGES

DAILY PLUS	DAILY TOP
●	●
●	●
●	●
●	●
●	●
●	●
●	●
●	●
●	●
●	●
●	●
●	○
○	●
○	●

OPTIONS FITTINGS

	VAN	SEMI-WINDOWED VAN
SAFETY	DRIVER + PASSENGER AIRBAGS	○
	DRIVER + PASSENGER AIRBAGS + WINDOW BAG	○
	ACOUSTIC REVERSING SIGNAL	○
	FOG LIGHT	○
	LANE DEPARTURE WARNING SYSTEM (LDWS)	○
	BURGLAR ALARM	○
	HEATED, ELECTRICALLY ADJUSTABLE REAR VIEW MIRRORS	○
	WIDER WHEEL PROFILE (STANDARD ON 7t VERSIONS)	○
PRODUCTIVITY	ECOSWITCH (AVAILABLE WITH EURO5b+ EMISSIONS)	○
	MECHANICAL DIFFERENTIAL LOCKING	○
	EXPANSION MODULE	○
	BALL-HEAD TOW HOOK	○
	AUTOMATIC TOWING	○
	POWER TAKE OFF (PTO) + EXPANSION MODULE	○
	ENGINE SUMP GUARD (AVAILABLE FOR QUAD-TOR)	○
	PROFILES FUEL TANK (100 LITRES)	○
	REINFORCED REAR SUSPENSION	○
	DIGITAL TACHOGRAPH (STANDARD ON VEHICLES ABOVE 3.5t)	○
	AGile™ AUTOMATED GEARBOX	○
	START&STOP (AVAILABLE FOR 2.3 LITRE ENGINES)	○
COMFORT AND FUNCTIONALITY	ALLOY WHEEL	SINGLEWHEEL ONLY
	WHEEL HUB COVERS	SINGLEWHEEL ONLY
	CRUISE CONTROL	○
	INDEPENDENT HEATER	○
	AIR REAR AXLE SUSPENSION	○
	MANUAL AIR CONDITIONING	○
	AUTOMATIC AIR CONDITIONING WITH ECOMAC	○
INFOTAINMENT	RADIO MP3	○
	RADIO MP3 + BLUETOOTH AND STEERING WHEEL CONTROLS	○
	IVECONNECT	○

STANDARD = ● OPTIONAL = ○ NOT AVAILABLE = --

OPTIONAL



AIR CONDITIONING WITH MANUAL CLIMATE CONTROL

The system cools/heats the cab quickly. The special pollen filter captures allergens before they can enter the cab.



AIR CONDITIONING WITH AUTOMATIC ECOMAC CONTROL

Perfect cab cooling/heating is ensured through the intelligent management of the compressor; the EcoMac, optimising operations according to actual cooling/heating needs, delivering just the right temperature to the cab and reducing consumption.



RADIO MP3

Car radio with FM/AM radio frequency tuner, mp3 player with USB drive via microUSB input (supplied with microUSB-USB adaptor cable) AUX input, integrated 4x20 W amplifier.



RADIO MP3 + BLUETOOTH AND STEERING WHEEL CONTROLS

Car radio with FM/AM radio frequency tuner, CD/mp3 player, mp3 player with USB drive via USB input on the dashboard (iPod® compatible), AUX input on the dashboard, Bluetooth® interface with internal microphone for mobile phones and smartphones (iPhone® compatible), radio and phone controls on the steering wheel, automatic volume control according to vehicle speed, integrated 4x20 W amplifier.



IVECONNECT

Exclusive Windows Auto® platform based system, the result of the collaboration between IVECO and MAGNETI MARELLI, IVECONNECT simply manages the integrated infotainment, telephone and navigation system in a practical 7" touch-screen interface on the dashboard. The system responds to the needs of all the crew: CD/mp3 player, two USB inputs on the dashboard (iPod® compatible), Bluetooth® interface with internal microphone that can interface with up to 5 mobile phones and smartphones at the same time (iPhone® compatible), radio and phone controls on the steering wheel, SD card reader, SD card with navigation maps specific to commercial vehicles (ordered separately from IVECO ACCESSORIES). Rear camera to assist reversing operations may also be ordered separately.



ECOSWITCH

At the flick of a switch on the dashboard, this function reduces vehicle consumption by modulating the engine torque and reducing the maximum speed to 125 km/h. Particularly valuable for city driving or when the vehicle is empty. Available for Light Duty Euro5b+ engines from 126 to 170 CV (for 106 CV engines available only with maximum speed reduction function).



AIR SUSPENDED DRIVER SEAT

Extra comfort for driver and passengers. Besides the two seat adjustments (fore-and-aft and backrest angle), the New Daily also offers the option of heated driver and passenger seats with spring suspension and three adjustments (fore-and-aft, seat height and backrest angle).



WEBASTO INDEPENDENT HEATER

The system pre-heats both the engine and the interior of the cab through the ventilation system. A timer on the dashboard lets you select what time you want the system to come on, so you won't have to put up with any more cold starts! This independent heating system creates a pleasant temperature inside the cab even when the engine is switched off and prevents ice forming on the windows (thermal power 5.2 kW).



LANE DEPARTURE WARNING SYSTEM (LDWS)

The system gives off a clear acoustic warning signal to warn the driver of any unintentional lane changes due to drowsiness, tiredness or distraction.



CRUISE CONTROL

Cruise Control is an electronic system used to set and adjust the vehicle speed from a handy lever located on the steering wheel. The system memorises and maintains the vehicle at the speed set by the driver, which can then be increased or decreased by turning the lever clockwise or anticlockwise. If the driver brakes or presses the clutch, the cruise control is automatically disabled; it can be re-activated at the set speed simply by pressing the lever. Particularly suited to interurban use and in regular traffic conditions, it makes driving more comfortable and optimises fuel consumption.

OPTIONAL



DIFFERENTIAL LOCK

The differential lock delivers better traction over low-grip or muddy surfaces, for safer driving and greater comfort. A switch on the dashboard engages the differential lock to drive both wheels together.



FOG LIGHT

The new low level fog lights ensure optimum illumination of the road ahead in poor visibility conditions. Thanks to the cornering function, they also come on automatically on bends, to light the road in the direction you are steering.



BIGGER FUEL TANK

Efficiency, productivity and punctuality are vital for all transport professionals. The new DAILY can be equipped with a larger fuel tank that boosts capacity from 70 to 100 litres. Increased range saves you time and enables you to make fewer refuelling stops on long journeys and busy days.



TOWING HOOK AND DOUBLE TOWING HOOK

The ball-head towing hook lets you tow trailers weighing up to 2.3 tonnes. The towing hook is fitted to the lower rear cross member and comes with a 13-pin trailer socket. As the device is fitted by the manufacturer, the vehicle is automatically approved for towing. Made from steel, the robust towing hook incorporates a safety release.



AIR REAR AXLE SUSPENSION

A special air suspension button on the dashboard which can be reached even when on board the vehicle is used to raise or lower the rear load platform quickly and easily to facilitate loading and unloading operations. Particularly useful for jobs involving an intensive use of the load compartment.



WIDER WHEEL PROFILE

The possibility to choose a wider wheel profile meets the needs of those customers looking to strengthen their vehicle even further, increasing protection in the event of minor knocks. Available for all models. Standard for 7 t. version.



Teima ELECTROMAGNETIC RETARDER

The Telma® LVRS600 electromagnetic retarder provides the vehicle with a braking torque of 350Nm, with full compatibility with the ESP system. Designed for mounting on the transmission shaft, it provides up to 80% of vehicle braking needs, reducing brake wear and temperature and increasing vehicle safety. It is enabled from a special lever on the dashboard, and is operated by pressing the brake pedal.



WHEEL HUB COVERS

Available only for single wheel versions, it protects the hub cap and wheel from accidental knocks against the curb, adding to the style of the vehicle.



ALLOY WHEEL

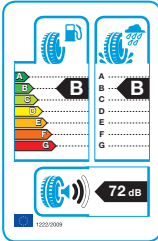
Available only for single wheel versions, the perfect combination of function and style. On commercial vehicles, the look of the vehicle however comes second to an even more important function: the alloy wheel lightens the overall tare by 6 kg, thus increasing the useful load.

TYRES PERFORMANCE

BRAND	MODEL	SEASON	TYRES	LOAD INDEX	SPEED INDEX	KIND OF TYRE	EFFICIENCY CONSUMPTION	WET ADHESION	EXTERNAL NOISE	EXTERNAL NOISE
CONTINENTAL	Vanco Contact 100	S	215/65	109/107	R	C	B	B		73
	Vanco Contact 100		225/65	112/110	R	C	B	B		72
	Vanco Contact 100		235/65	115/113	R	C	B	B		72
	Vanco Contact 100		195/75	110/108	R	C	B	B		72
	Vanco Contact 100		225/75	121/120	R	C	C	C		72
	Vanco Contact 100		225/75	121/120	R	C	B	B		72
	Vanco Winter 2	W	215/65	109/107	R	C	E	C		73
	Vanco Winter 2		225/65	112/110	R	C	E	C		73
	Vanco Winter 2		195/75	110/108	R	C	E	C		73
	Vanco four season 2	4S	235/65	115/113	R	C	E	B		73
	Vanco four season 2		225/75	118/116	R	C	E	B		73
	Vanco four season 2		225/75	121/120	R	C	E	B		73
MICHELIN	Agilis +	S	215/65	109/107	R	C	C	B		70
	Agilis +		225/65	112/110	R	C	C	B		70
	Agilis +		235/65	115/113	R	C	C	B		70
	Agilis +		195/75	107/105	R	C	C	B		70
	Agilis +		195/75	110/108	R	C	C	B		70
	Agilis +		225/75	118/116	R	C	C	B		70
	Agilis +	W	225/75	121/120	R	C	C	B		70
	Agilis Alpin		215/65	109/107	R	C	E	B		71
	Agilis Alpin		225/65	112/110	R	C	E	B		71
	Agilis Alpin		235/65	115/113	R	C	E	B		71
	Agilis Alpin		195/75	107/105	R	C	E	B		70
	Agilis X - Ice north		225/75	118/116	R	C	C	B		71
BRIDGESTONE	R 630	S	215/65	109/107	R	C	E	C		72
	R 630		225/65	112/110	R	C	E	C		73
	R 630		235/65	115/113	R	C	C	E		73
	R 630		195/75	107/105	R	C	G	E		72
	Winter Blizzard	W	225/65	112/110	R	C	F	B		73
			195/75	107/105	R	C	F	C		74

S = summer tyres W= winter tyres 4S = All season

Remember that fuel saving and safety are directly linked to driving style. Careful driving has a positive effect on consumption, and road holding on wet surfaces is enhanced by checking tyre pressures regularly and keeping a safe following distance while driving, in proportion to the braking distance.



Tyre labels, legally required by European Law 1222/2009 since 2012, provide the customer with useful information for improving road safety and fuel consumption, with reference to the three main tyre performance factors: fuel consumption, road holding on wet surfaces and external noise due to tyre rolling resistance.



Fuel consumption
Tyre rolling resistance causes friction between the tyre and the road surface, resulting in a consumption of energy that affects overall vehicle consumption.

Road holding on wet surfaces
A tyre's grip on a dry surface is different to its road holding in wet conditions, which are much more dangerous. This rating system guarantees greater vehicle safety for the customer.

Tyre noise
This rating, expressed in decibels on three levels, indicates the degree of external tyre noise. The lower the value, the greater the vehicle comfort.

COLOUR RANGE

CONTENTS

- 2. STRONG BY NATURE
- 4. STRENGTH
- 6. DESIGN
- 8. VERSATILITY
- 10. HANDLING
- 12. COMFORT
- 14. PERFORMANCE
- 16. PROFITABILITY
- 18. SERVICES
- 20. CHOOSE YOUR DAILY
- 22. CHOOSE YOUR ENGINE
- 24. FITTINGS
- 26. OPTIONAL
- 30. TYRES PERFORMANCE
- 31. COLOUR RANGE

METALLIZED



PASTEL



You can find all further information and details on the entire IVECO range on the IVECO website. For anyone wishing to get to know more about IVECO: www.iveco.co.uk

The information and images contained in this catalogue are provided by way of example. At any time, and without previous warning, IVECO reserves the right to carry out modifications to website content, for any constructive or commercial reasons.



IVECO
WWW.IVECO.COM



IVECO SPA | VIA PUGLIA 35 | 10156 TURIN | ITALY

DOWNLOAD THE "NEW DAILY" APPLICATION



FROM THE APP STORE OR GOOGLE PLAY AND ACTIVATE THE AR+ AUGMENTED REALITY MODULE. FRAME THE PAGES WITH LOGO



TO EXPLORE THE ADDITIONAL CONTENT.