



PURE VANS

Telephone - 01633-212944

Email - sales@purevans.com

www.purevans.com

Ford

TRANSIT VAN



**VISIONARY. INGENIOUS. REMARKABLE.
EVERY VEHICLE BEARS HIS SIGNATURE.**

Henry Ford

CONTENTS

Introduction	2	Intelligent Adaptive Cruise Control.....	30
Interior	4	Technical features.....	32
Loadspace	6	Leader.....	36
New 5-tonne Transit	8	Trend.....	38
Transit Van capabilities.....	10	Trail	40
Double Cab-in-Van	12	Limited	42
New Trail series	16	Colour and trim	44
Double Cab-in-Van capabilities	18	Personalise	46
Cost of ownership.....	20	Efficiency	48
Transmission options	22	Own	50
Communication and connectivity	24	Specifications.....	52
Active Park Assist	26		
Blind Spot Information System	28		



Model shown is a Transit Trail L3 H2 Van in Chrome Blue metallic body colour (option).



Model shown is a Transit Limited L3 H2 Double Cab-in-Van in Moondust Silver metallic body colour (option).



Model shown is a Transit Trend L3 H2 Van in Dark Carmine Red metallic body colour (option).



The best Ford Transit ever

Built for hard work

Smart, capable and efficient, the Ford Transit is designed for today's connected business environment.

Across the Transit range, you'll find impressive payloads and enhanced fuel-efficiency* with optimised EcoBlue diesel engines and 48-volt mild-hybrid technology. Plus, a smart front-end design with 3-bar signature grille, and distinctive headlights featuring LED technology.

Inside the cab, there is built-in connectivity and advanced driver assistance technologies to help you through the toughest working day. While its fresh, modern interior design delivers enhanced style, practicality and driver comfort.

*For further fuel economy and emissions information, please refer to the specifications section.

Model shown is a Transit Limited L3 H2 Van in Chrome Blue metallic body colour (option).

Welcome to your new office

Ford Transit helps you take even the most demanding day in your stride.

The spacious interior, with its high-quality instrument panel and ergonomic design, puts you comfortably in control. An 8" touchscreen at the heart of the fascia supports pinch and swipe gestures and delivers a range of information, entertainment and navigation, as well as voice activated control.

A choice of standard dual front passenger seat or optional fully-adjustable single seat offers ample room for up to three occupants, while the fascia-mounted gear lever provides easy cross-cab access. And, because life at the wheel runs more smoothly when you have room to store everything you need, you'll find plenty of easily accessible stowage space too.



Model shown is a Transit Limited Van in Chrome Blue metallic body colour (option).




Model shown is a Transit Trend L4 H3 Van in Race Red solid body colour (option).

Built for hard work

Whatever you need from a van, the Ford Transit is built to get the job done. Behind the DIN/ISO compliant bulkhead, you'll find up to 15.1 cu.m of secure cargo space. Near-vertical side walls, a flat load floor and load lengths of up to 4,217 mm in the L4 'Jumbo' mean standard-length items, such as pipes, boards and carpet rolls can be carried with ease.

Access is quick and simple, thanks to a wide-opening sliding side load door, full-height rear doors and a built-in rear bumper step. While, the tough, Easy to Clean Load Floor helps protect your van and your load.



Sidewall tie-downs

Transit's DIN/ISO compliant tie-down points are positioned just above the floor on the loadspace side walls. This makes it easier to secure loads, while keeping the floor clear of obstructions. (Standard)



LED loadspace lighting

Provides enhanced illumination of the loadspace to help make loading and unloading operations quicker and easier. (Option)

*Measured in cubic metres and with a full bulkhead fitted.



New 5-tonne Transit Van

The heavy-duty choice

The new 5-tonne Ford Transit Van leads the way with its best-ever payload capability. Offering a 5,000 kg GVM and up to 2,383 kg net payload, the L4 high roof 'Jumbo' Van combines a 15.1 m³ load volume with enough floor space to carry up to five Europallets of cargo. Powered by a Heavy Duty Truck (HDT) 170 PS 2.0-litre Ford EcoBlue diesel engine capable of a 7-tonne Gross Train Mass (manual transmission only), it can be paired with either a 6-speed manual or 10-speed automatic transmission.

Unique to the 5-tonne Transit

- Up-rated 3,500 kg rear axle
- Dual rear wheels and wider rear tyres
- 2,100 kg-rated front axle fitted when the optional 10-speed automatic transmission is specified

The 5.0-tonne Transit Van is ideally suited for heavy-duty conversions, including police vans, welfare vans and construction vehicles.



Reinforced bodysides increase load-carrying durability for heavier cargo, while tie-down points, an integrated rear bumper step and 4,217 mm load length facilitate loading and carrying standard-length items, such as pipes or boards.

Model shown is a 5T Transit Leader L4 H3 Van in Chrome Blue metallic body colour (option).

Transit Van

Medium wheelbase L2

Standard roof H2
FWD
10.0
cu.m*
RWD/AWD
9.5
cu.m*



High roof H3
FWD
11.2
cu.m*
RWD/AWD
10.7
cu.m*



2/3
seats

Max. gross payload up to 1,473 kg
Gross vehicle mass from 2,940 kg to 3,500 kg

 Europallets x4

Long wheelbase L3

Standard roof H2
FWD
11.5
cu.m*
RWD/AWD
11.0
cu.m*



High roof H3
FWD
13.0
cu.m*
RWD/AWD
12.4
cu.m*



2/3
seats

Max. gross payload up to 1,420 kg
Gross vehicle mass from 3,140 kg to 3,500 kg

 Europallets x4

Long wheelbase EF L4



High roof H3
RWD/AWD
15.1
cu.m*



2/3
seats

Max. gross payload up to 2,209 kg
Gross vehicle mass from 3,500 kg to 4,700 kg

 Europallets x5



Europallet 1,200 mm x 800 mm.

*Measured in cubic metres and with a full bulkhead fitted.

Space for your crew and your kit

When you need to carry a crew, as well as tools or cargo, the Ford Transit Double Cab-in-Van is the ideal transport solution. The cab offers all the features of the equivalent Transit Van, while the fully-glazed sliding side load doors* provide unrestricted access to an additional four second-row seats.

Purpose-built to carry up to seven people in comfort, along with up to 10.6 cu.m of flexible loadspace behind a secure bulkhead (note: cargo and load capacity limited by weight and weight distribution), Transit Double Cab-in-Van can tackle virtually any task that comes its way.

*Passenger's side sliding door is standard; dual sliding doors are available as an option (not available on L4 Double Cab-in-Van).

Model shown is a Transit Limited L3 H2 Double Cab-in-Van in Diffused Silver metallic body colour (option).



The adaptable load carrier

There's plenty of space for you, your crew and your equipment in the Ford Transit Double Cab-in-Van. Carry a work team of up to seven people on site in comfort, with their tools or cargo stored in the versatile loadspace. Glazed dual side load doors provide easy access to the high-quality second-row seats, while a full-height solid bulkhead creates a barrier between the passenger compartment and the cargo area. A rubberised floor covering and half-height side trims reinforce its tough working credentials.



Added versatility

For an even more versatile Transit, look no further than the Double Cab-in-Van. Capable of carrying up to seven people (350 L3 models), its standard bulkhead separates the load space from the passenger area.

Model shown is a Transit Limited L3 H2 Double Cab-in-Van in optional Diffused Silver metallic body colour (option).



Transit Trail

The Ford Transit Trail series takes all the great features of Transit Trend and adds just the right level of capability and comfort. Featuring a new mechanical limited-slip differential to help reduce wheelspin on difficult terrain, it provides a reassuring measure of control to help keep your business on the move. Distinguished by a bold front grille with 'FORD' lettering, a front skid plate, rugged bodyside mouldings, unique 16" alloy wheels and leather seats, Transit Trail can help make even the toughest task look easy.



Mechanical limited-slip differential

Transit Trail's mechanical limited-slip differential can help reduce unwanted wheelspin, especially on loose surfaces. By automatically directing torque to the wheel with the most grip, it enhances Transit's front-wheel drive capability for a more controlled and reassuring drive. (Standard on front-wheel drive Trail with manual transmission)

Model shown is a Transit Trail L3 H3 Van in Moondust Silver metallic body colour (option).



Double Cab-in-Van

Medium wheelbase L2

Standard roof H2
FWD
6.1
cu.m*
RWD/AWD
5.7
cu.m*



High roof H3
FWD
6.7
cu.m*
RWD/AWD
6.4
cu.m*



5-7
seats

Max. gross payload up to 1,287 kg
Gross vehicle mass 3,500 kg

 Europallets x2

Long wheelbase L3

Standard roof H2
FWD
7.6
cu.m*
RWD/AWD
7.2
cu.m*



High roof H3
FWD
8.4
cu.m*
RWD/AWD
8.0
cu.m*



5-7
seats


Max. gross payload up to 1,263 kg
Gross vehicle mass 3,500 kg

 Europallets x2

Long wheelbase EL L4



High roof H3
RWD
10.6
cu.m*



5-7
seats

Max. gross payload up to 1,022 kg
Gross vehicle mass of 3,500 kg

 Europallets x3



Europallet 1,200 mm x 800 mm.

*Measured in cubic metres and with a full bulkhead fitted.



Cost of ownership

Quality and durability are built into the Transit at every step. In addition to its 2.0-litre EcoBlue diesel engine, Transit is available with a 48-volt mild hybrid (mHEV) powertrain. Offered on manual transmission models, mHEV technology helps further improve fuel efficiency, particularly in stop-start urban driving. The mHEV system captures energy during deceleration in a lithium-ion battery, and uses the stored energy to help power the engine and electrical ancillaries.

From its advanced engines to its innovative fuel-saving technologies and new vehicle maintenance monitor that analyses the way your vehicle is being driven, Transit ensures dependability, driving efficiency and running costs.



Vehicle maintenance monitor

Analyses your vehicle's data to optimize your engine's performance. Displays a range of information in the instrument cluster, including the oil life remaining, AdBlue® exhaust fluid distance to empty and water in fuel warning. (Tyre Pressure Monitoring System – Option)



Ford Easy Fuel capless refuelling system

A unique safeguard ensures that nobody can accidentally fill up with the wrong fuel. Plus, no dirty fuel caps to touch. (Standard)



Auto Start-Stop

Automatically switches off the engine when you come to a halt and put the vehicle in neutral. Restarts smoothly when you want to move off, helping to reduce fuel consumption and exhaust emissions. (Standard)

*For further fuel economy and emissions information, please refer to the specifications section.



Front-wheel drive (FWD)

- Lower load floor for easier loading and unloading
- Larger loadspace and extra interior height
- Greater fuel efficiency and payload than equivalent RWD models



Rear-wheel drive (RWD)

- Traditional layout for heavier duty applications
- Ideal choice when towing
- Superior traction under power, particularly when laden



All-wheel drive* (AWD)

- Driver-selectable AWD system provides extra traction in difficult terrain conditions
- Under normal conditions, drive is directed to the rear wheels. When engaged, the system automatically increases engine torque to the wheels with the most grip
- Suited to rescue services or utility companies where field or track work is frequently undertaken



Driving force

To better match your business demands, Transit is offered with a choice of front-, rear- or all-wheel drive*. All engines drive through a 6-speed manual transmission as standard, with a 6-speed automatic transmission available on front-wheel drive models**.

When the going gets tough, nothing beats the sure-footed performance of all-wheel drive. Available on selected models*, Transit's intelligent AWD system helps you achieve smoother, more confident progress on challenging surfaces.

Choosing the right axle ratio for your Ford

As well as different engine, transmission and driveline options, choosing the right axle ratio can further help tailor your new Ford to meet your specific needs.

- **Lower final drive ratio (e.g. 3.7:1)** Most suitable for flat/gentle terrain, lighter loads with limited or no towing, and driving at steady highway speeds (standard)
- **Higher final drive ratio (e.g. 4.4:1)** Recommended for maximum towing and payloads, shorter stop-start journeys, and hilly terrain with steep gradients (option)



SelectShift 6-speed automatic transmission

Delivers a smooth, relaxing driving experience, especially in heavy traffic. Provides the ability to lockout gears in more challenging driving conditions, e.g. on slippery surfaces or steep gradients. (Option on FWD models)

*All-wheel drive is available on Van, and Double Cab-in Van 350 L2 and L3.

**A new 10-speed automatic transmission will be available as an option for rear-wheel models built from early 2020. Please see your Ford Transit Specialist Dealer for more information.



Meet your phone's new best friend

Ford SYNC 3

Ford SYNC 3 integrates seamlessly with your smartphone, letting you control everything from phone calls and text messaging to music and satellite navigation – all via the 8" touchscreen or through remarkably simple voice commands. Map updates help to keep you on track and on time, and are complimentary for a limited period following vehicle registration. (Option with Navigation)

SYNC 3 features

- Manage your phone, music, apps and navigation with simple voice commands
- Hear your text messages read aloud for you
- Emergency Assistance[†] helps occupants place an emergency call to provide emergency services
- Control SYNC-compatible apps with AppLink, while Apple CarPlay and Android Auto let you navigate your smartphone through the SYNC 3 home screen, as if it were your handset
- Colour touchscreen supports multi-touch 'swipe' and 'pinch-to-zoom' gestures



Please note: Full SYNC 3 smartphone integration is only available with iPhone 5/Android 5.0 (Lollipop) or higher. Some SYNC 3 functions require a data connection, so mobile data charges will apply. To check whether Apple CarPlay and Android Auto are available in your market, please check their official websites for the latest information.

[†]Ford Emergency Assistance is an innovative SYNC feature that uses a Bluetooth[®]-paired and connected mobile phone to help vehicle occupants initiate a call to the local Communications Centre, following a vehicle crash event involving an airbag deployment or fuel pump shut off. The feature operates in more than 40 European countries and regions.

100% connected

Only Ford can deliver a fully-connected ecosystem that's built-in from the start. Ford has a comprehensive suite of connected services to help your business thrive, no matter how many vehicles you own.



Whether you work with one business vehicle or manage up to five, FordPass Pro gives you the tools you need to help keep them healthy, secure, and running smoothly.

- **Quick Setup** Use your phone's camera to add up to five vehicles to your account through the app using the vehicles' VIN numbers
- **Vehicle Health** Manage your vehicles' health
- **Health Alerts** Enable you to manage your vehicles' health in real-time
- **Fleet Health on Map** See all of your vehicles on a single map with their health status visible. Check your fleet at the start and end of the working day
- **Remote Lock and Unlock** Zonal Locking allows you to remotely access different areas of your vehicle, e.g. side load door, driver's door, etc
- **Remote Start** Get your fleet ready for business at the start of the day and heat or cool the cabin as required (models with automatic transmission only)
- **Guard Mode** Set your vehicle in a heightened state of security and receive notification of any activity with your vehicle
- **Roadside Assistance** Keep your fleet up and running with roadside assistance when you need it
- **Online Service Booking** Check your Dealer's availability and book your service direct from the app

FordPass Pro is available in selected markets. Please see your Ford Dealer for details.

Download **FordPass Pro** from the App Store or get it on Google Play.

Note If you operate up to five Ford vehicles you should use Ford Pass Pro. If you have more than five vehicles, then we recommend using Ford Data Services[‡] and Ford Telematics[‡].

^{*}The FordPass Connect on-board modem will be connected at the time of vehicle delivery. You may choose to opt in/out of certain data sharing. The technology will be made available in selected markets in 2019, with the remaining markets following through 2020. Remote access features will be free for the life of the vehicle (10 years).

^{**}Live Traffic and Local Hazard Information access is complimentary for 12 months following the registration of a new Ford featuring SYNC 3 Navigation; thereafter a subscription is payable. Local Hazard Information is subject to availability at time of purchase.

^{***}Wi-Fi hotspot (up to 4G LTE) includes complimentary wireless data trial that begins when customers activate the trial with Vodafone and expires at the end of 3 months or when 3GB of data is used, whichever comes first. Afterwards, data bundles can be purchased from Vodafone. Please refer to their website for details of their data packages. To take advantage of the built-in Wi-Fi hotspot capability, a 2019 Ford vehicle must come with the appropriate hardware, and a data plan is required. Data coverage and service is not available everywhere and terms of your data plan, including applicable message and data rates, may apply.

^{††}Ford Data Services and Ford Telematics are available for Ford vehicles with a FordPass Connect modem or a Ford plug-in modem. Fleet/business customers only. Subscription charges and Ford Connected Service terms and conditions apply.



- **Live Traffic**** Sends up-to-date traffic information directly to the SYNC 3 Navigation system. The technology then adjusts the recommended route based on the traffic conditions, so you waste less time on the way to your next job
- **Local Hazard Information**** Uses multiple local and national information sources to warn you of hazards on the road ahead
- **On-board Wi-Fi***** With speeds of up to 4G on-board Wi-Fi enables mobile working for up to 10 devices. You can even use the hotspot from up to 15 m outside the vehicle for more efficient mobile working when you get to the site
- **EV Features** Check battery status and locate charging locations using the 'Find' features

Ford Data Services[‡]

With Ford Data Services and FordPass Connect you can receive vehicle data securely to either your own telematics application or via your chosen Telematics Service Provider. Data available includes: vehicle health, vehicle location, fuel usage and driving characteristics, and can be received on multiple vehicles. Data can be integrated with your existing in-house application or your chosen Telematics Service Provider.

Ford Telematics[‡]

With Ford Telematics and FordPass Connect you can easily view data and manage all your vehicles using our intuitive user dashboard. Receive data on multiple vehicles including: vehicle health, vehicle location, fuel usage and driving characteristics. The information is presented with actionable insights that deliver the data you need to manage your fleet.

Smart parking

Parking in a busy street or tight space can be tricky. But with optional Side Park Assist[®] (standard on Limited), Transit makes it easier than you'd think possible. Ultrasonic sensors can detect objects around your vehicle and warn you if you get too close. Enhanced Active Park Assist[®] goes further still, by identifying a parking space that is the right size and automatically steering you in or out, while you control the pedals and gears. (Option)

A high level rear-view camera with LED downlighter is also available. Offering a wider aspect view while reversing, it illuminates the area behind the vehicle for improved visibility in poor conditions. Rear camera gains enhanced wide view functionality when the front wide-view camera is also specified. (Option)



Perpendicular parking

Enhanced Active Park Assist[®] can identify a parking space that is the right size, then help steer the vehicle in.

Parallel parking

Enhanced Active Park Assist[®] can even provide steering assistance when pulling out of a parallel parking spot.

[®]Uses sensors.

Model shown is a Transit Limited Van L3 H3 in Moondust Silver metallic body colour (option).





Always alert

Transit is designed to look out for you, your vehicle and those around you. Blind Spot Information System with Cross-Traffic Alert⁽²⁾ is designed to alert you with discreet warning lights built into both door mirrors when another vehicle – car, van or lorry – enters your blind spot while driving (option). Cross Traffic Alert⁽²⁾ is designed to warn you if a moving vehicle or other hazard is detected as you reverse from a perpendicular parking space, and can automatically apply the brakes if you take insufficient action. Live Traffic* helps keep you informed about incidents and delays to your journey. (Option)



Cross-Traffic Alert

Cross Traffic Alert scans left and right as you reverse from a perpendicular parking space. If a moving vehicle or other hazard is detected, the system is designed to alert you with visual and audible warnings. Part of the Blind Spot Information System (option).



Live Traffic (two year free trial)*

Delivers up-to-date traffic information directly to your SYNC 3 Navigation system. The technology then adjusts your recommended route based on the traffic conditions, helping you to arrive more relaxed and on time. Available through FordPass via SYNC 3 with Navigation.



Blind Spot Information System⁽²⁾

As another vehicle – a car, van or lorry – enters your blind spot whilst travelling, the system is designed to alert you with a warning light clearly displayed in the corresponding door mirror. (Option)

⁽¹⁾Uses sensors.

⁽²⁾Driver assistance feature.

*Live Traffic access is complimentary for the first 2 years following the registration of a new Ford featuring SYNC 3 with navigation; thereafter a licence fee is payable.

Model shown is a Transit Limited L3 H2 Van in Chrome Blue metallic body colour (option).

Setting the pace

Set your own pace with Intelligent Adaptive Cruise Control⁽²⁾. The system can identify the speed limit and automatically maintain your selected speed within the limit detected. Advanced radar technology scans for slower traffic in front of you, and can automatically adjust your speed to maintain a preset gap from the vehicle ahead. When the traffic has cleared, your vehicle will resume its pre-selected speed. (Option, requires SYNC 3 with Navigation)



Intelligent Adaptive Cruise Control⁽²⁾

Combines Intelligent Speed Limiter with Adaptive Cruise Control and Traffic Sign Recognition and is designed to identify the speed limit and automatically restrict the vehicle's speed within the limit detected. (Option, requires SYNC 3 with Navigation)

⁽¹⁾Uses sensors. ⁽²⁾Driver Assistance feature.

Model shown is a Transit Limited L3 Van in Chrome Blue metallic body colour (option).



Features to make your life easier



Selectable Drive Modes

Allows you to select a choice of drive modes – Normal, Eco, Slippery and, on RWD vehicles with a factory-fitted tow bar, Tow/Haul mode. The system adjusts various settings, including throttle response and steering feel, to help make driving easier in certain conditions. (Standard)



Side Wind Stabilisation^{Ø2)}

Helps the driver to stay in lane in strong, gusty conditions by using the ESC system to sense when the vehicle is being affected by crosswinds.

^{Ø)}Uses sensors.

²⁾Driver Assistance feature.



Electric power-assisted steering

Provides varying amounts of assistance depending on vehicle speed, while helping to improve fuel economy by using electric power instead of drawing power from the engine. (Standard on all FWD and RWD models when specified with either Stage 6.2 engine or automatic transmission)



Electronic Stability Control (ESC)^{Ø1)}

Senses when you are deviating from your chosen line and aims to keep you on track by automatically regulating braking and engine output. Traction Control^{Ø1)} is designed to eliminate excessive wheelspin and to provide the best possible grip by constantly monitoring and adjusting the torque delivered to individual wheels. (Standard)

^{Ø)}Uses sensors.

¹⁾Safety feature.

Features to make your life easier



Lane-Keeping System^{(2)*}

Lane-Keeping Alert is designed to recognise when you approach the road markings without using the indicator, and alerts you with vibrations through the steering wheel. If you fail to react, Lane-Keeping Aid can provide steering torque assistance to help keep you within your marked lane. (Option)

⁽¹⁾Uses sensors.

⁽²⁾Driver assistance feature.

*Operates at speeds over 40 mph on multi-lane roads with clearly visible lane markings.



Pre-Collision Assist⁽²⁾ with Pedestrian Detection*

Using radar and a camera, the system is designed to detect other vehicles and pedestrians and can alert you to a potential collision. (Option)

⁽¹⁾Uses sensors.

⁽²⁾Driver assistance feature.

*Pedestrian Detection is designed to operate at vehicle speeds of up to 50 mph.



Front wide-view camera

Is designed to provide an extensive view from the very front of your vehicle to the left- and right-hand sides. Particularly useful at junctions and when driving forwards out of parking spaces where your lateral view is impaired. (Option, includes rear wide-view camera and LED downlighter)



Power side load door

Helps make loading and unloading easier. Can be operated using the side load door handle, dedicated button on the instrument panel or remote key fob. (Option)

Leader

Key exterior features

- Door mirrors with blind spot eliminator and integrated side indicator
- Remote central door locking
- Passenger's side sliding load door
- Halogen Projector Headlights with courtesy delay
- Rear mudflaps
- 15" steel wheels with half caps on 290 and 310 series
- 16" steel wheels with half caps on 330 and 350 series, and all models with automatic transmission

Key interior features

- DAB/AM/FM radio with 2 x USB, 4.2" Monochrome TFT Screen (non touch), Bluetooth®, Emergency Assistance, Ford Pass Connect (embedded modem) (two woofers and two tweeters), remote audio controls and USB connectivity port with iPod® functionality
- Height- and reach-adjustable steering column
- Trip computer
- Electrically-operated front windows
- Driver's airbag
- 4-way adjustable driver's seat with cushion tilt and armrest
- Easy-clean rubber floor covering in cab
- Complete rubber floor covering (Double Cab-in-Van only)
- Full-width DIN/ISO-compliant unglazed metal bulkhead (Van only)
- Unique design glazed bulkhead (Double Cab-in-Van only)
- DIN 75410 compliant tie-down loops



Engines

Diesel

105 PS (77 kW)/310 Nm

130 PS (96 kW)/360 Nm

170 PS (125 kW)/390 Nm

130 PS (96 kW)/360 Nm EcoBlue Hybrid

Bodystyles

Van

Double Cab-in-Van



Model shown is a Transit Leader L3 H2 Van in Moondust Silver metallic body colour (option).

Trend

Key exterior features additional to Leader

- Power-foldable door mirrors
- Projector-style halogen headlights with static cornering lights
- Front fog lights
- Full wheel covers
- Front and rear parking distance sensors
- Rain-sensing front wipers

Key interior features additional to Leader

- AM/FM Radio with DAB, Ford SYNC 2.5 (includes Emergency Assistance*) with Bluetooth®, voice pass-through, AppLink, audible text messaging and privacy mode, 8" touchscreen display, extended integrated control panel, USB connectivity port with iPod® functionality, remote audio controls, four speakers (two woofers and two tweeters), Ford Pass Connect* (embedded modem)
- Easy to Clean Load Floor
- Cruise control with Adjustable Speed Limiter
- Driver's seat lumbar adjust
- Quickclear heated windscreen
- Leather-trimmed steering wheel
- Instrument panel dimmer
- Lockable glovebox
- Map-reading lights
- Washer fluid low-level sensor
- Complete load compartment shoulder-height trim board (Van only)



Engines

Diesel

130 PS (96 kW)/360 Nm

170 PS (125 kW)/390 Nm

130 PS (96 kW)/360 Nm EcoBlue Hybrid

Bodystyles

Van

Double Cab-in-Van



*Ford Emergency Assistance is an innovative SYNC feature that uses a Bluetooth®-paired and connected mobile phone to help vehicle occupants initiate a call to the local Communications Centre, following a vehicle crash event involving an airbag deployment or fuel pump shut off. The feature operates in more than 40 European countries and regions.

Model shown is a Transit Trend L3 H2 Van in Dark Carmine Red metallic body colour (option).

Trail

Key exterior features additional to Trend

- Unique design upper grille with 'FORD' lettering
- Painted silver front skid plate
- Unique black exterior decal
- 16" 10-spoke painted black alloy wheels
- Locking wheel nuts
- All-wheel drive or front-wheel drive with mechanical limited-slip differential (available on manual transmission only)

Key interior features additional to Trend

- Full leather seat trim
- Manual front air conditioning



Engines

Diesel

130 PS (96 kW)/360 Nm

130 PS (96 kW)/360 Nm EcoBlue Hybrid

170 PS (125 kW)/390 Nm

185 PS (136 kW)/415 Nm

Bodystyles

Van

Double Cab-in-Van

Model shown is a Transit Trail L3 H2 Van in Frozen White solid body colour.

Limited

Key exterior features additional to Trend

- Bi-xenon headlights with LED daytime running lights
- 16" 5x2-spoke alloy wheels
- Body colour front bumper
- Locking wheel nuts
- Side Park Assist

Key interior features additional to Trend

- Manual front air conditioning
- Leather-trimmed gearshift knob



Engines

Diesel

130 PS (96 kW)/360 Nm

170 PS (125 kW)/390 Nm

185 PS (138 kW)/415 Nm

130 PS (96 kW)/360 Nm EcoBlue Hybrid

Bodystyles

Van

Double Cab-in-Van



*Ford Emergency Assistance is an innovative SYNC feature that uses a Bluetooth®-paired and connected mobile phone to help vehicle occupants initiate a call to the local Communications Centre, following a vehicle crash event involving an airbag deployment or fuel pump shut off. The feature operates in more than 40 European countries and regions.

Model shown is a Transit Limited L3 H2 Van in Chrome Blue metallic body colour (option).

Colour and trim

Choose the body colour and seat trim that best reflects your business brand.

1. Leader
Quadrant City in Dark Palazzo Grey

2. Trend and Limited
Capitol City in Ebony

3. Leader
Salerno vinyl in Dark Palazzo Grey
(Not available with single front passenger seat)

4. Trail
Leather Salerno in Ebony



Frozen White
Solid body colour



Blazer Blue
Solid body colour*



Race Red
Solid body colour*



Moondust Silver
Metallic body colour*



Agate Black
Metallic body colour*



Dark Carmine Red
Metallic body colour*



Magnetic
Metallic body colour*



Chrome Blue
Metallic body colour*



Diffused Silver
Metallic body colour*

12-year perforation warranty

The Transit owes its durable exterior to a thorough multi-stage painting process. From the wax-injected steel body sections to the hard-wearing top coat, new materials and application processes ensure it will retain its good looks for many years to come.

Note The images used are to illustrate body colours only and may not reflect the vehicle described. Colours and trims reproduced within this brochure may vary from the actual colours, due to the limitations of the printing processes used.
*Some body colours are options, at extra cost.

Zinc coating


Phosphate coat

Electrocoat

Primer

Top coat

Clearcoat



Personalise

Roof base carrier, lockable

A roof carrier is the base for various roof transportation attachments. The roof carrier can be extended with an additional bar to help increase stability. (Accessory)

Q-Top®+ (Q-Tech) roof gallery

Ideal for transportation of large, long or bulky items and gives you more flexibility in your daily business (accessory). Lightweight aluminium construction. An additional ladder roller can be added at the rear to help with loading of the roof gallery. (Accessory)

Brink®+ tow bar

For extra transport capability, the fixed tow bar can tow up to 3,500 kg, depending on engine. (Accessory) (Commercial users may need a digital tachograph)

Rear ladder

Ideal for accessing the roof load. Compatible with standard fit cargo doors, but not optional wide opening doors. Max load capacity 125 kg. (Option and accessory, not available for L4 models)

Interior roof rack

Steel rack that can hold a maximum of 50 kg and fixed in different locations on the inside roof rails in line with the optional flex floor. (Accessory)

Side bars

Stylish stainless steel exterior side bars (60 mm diameter x 1.5 mm) help to provide added protection whilst helping to give the vehicle a sportier profile. (Accessory)

Rear window protection guard

Helps prevent interior and exterior damage, without obscuring the driver's view out of the rear window. (Option and accessory)

Rubber floor mats

Tray style rubberised all-weather floor mats are tailor-made to fit and help to protect against dirt and damp. The driver's mat can be securely fixed onto the vehicle's floor to help prevent it from slipping. (Accessory)

Engine undershield

Tough metal undershield helps to protect the engine and transmission from accidental stone damage during heavy duty use. (Option and accessory)

Bosch®+ reverse warning device

Provides an audible warning to pedestrians when the vehicle reversing. (Accessory)

ClimAir®+ wind deflectors

Gives you a more comfortable drive with the front windows open, even during light rain. (Accessory)

Xvision+ parking distance sensors

Make difficult manoeuvres easy with Xvision parking distance sensors. An audible warning helps you to judge parking distances (Accessory)

Rhino Products®+ SafeStep™

Rear step helps to provide easier access to the rear of the vehicle. (Accessory)



Wooden load floor

Hardwood floor and anti-slip coating. Three integrated airline cargo rails (four rails in LWB-EF L4), ISO compliant and 500 daN tested.

Aluminium abutting edges in door sections for improved durability. (Option, L3 models only)



Express Delivery Plus Pack

Ensures loads are carried securely. Compatible with 80% of European racking systems, and easily assembled. Hardwood floor helps protect vehicle. Rails fixed at heights of 650 mm and 1,675 mm. Upper rails withstand load of 250 daN, with lower rails supporting 300 daN. (Option)



Cargo Net (Cargo area management system 1)

Secure your loads easily with a lightweight adjustable cargo net system, ideal for courier and parcel delivery services. Attaches to the side-mounted tie-down points and can be stowed away in a storage bag when not in use. Maximum load 500 daN. (Option)



*Item covered by third party supplier's warranty, please see back cover for details.

*Please refer to vehicle weight and load specification.

For more accessories please visit the Online Accessory Catalogue at www.ford-accessories.co.uk

For a range of Ford branded items – from clothing to lifestyle products – visit www.fordlifestylecollection.com

Efficiency

The power of choice

From power and torque to fuel economy and refinement, each engine in the Ford EcoBlue diesel range has been optimised to cater for all needs. Engineered to meet the latest emissions standards, the engines are even cleaner and more fuel efficient than their predecessors, returning fuel economy improvements of up to 7 per cent when compared with the previous powertrains.

Key fuel-saving technologies include*

- Auto Start-Stop system
- Ford Smart Regeneration Charging
- Gearshift indicator light to aid economical driving
- Electric power-assisted steering (EPAS)
- Aerodynamic design improvements
- Low rolling resistance tyres

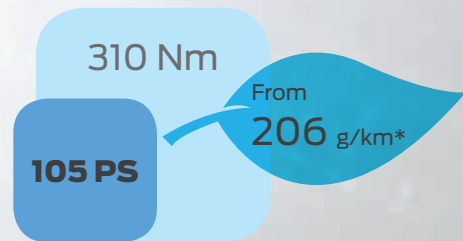
Mild Hybrid Electric Vehicle (mHEV) technology

Transit introduces new innovative diesel mild hybrid (mHEV) technology as an option for manual transmission models. The system uses an integrated starter/generator to recover energy while the vehicle is coasting and stores it in a 48-volt lithium-ion battery. The stored energy is then used to support the engine during normal driving and acceleration, as well as powering the vehicle's electrical ancillaries. The system further helps to improve fuel efficiency, particularly in stop-start urban driving. (Option on FWD/RWD models with manual transmission)



Note For further fuel economy and emissions information, please refer to the specifications section.

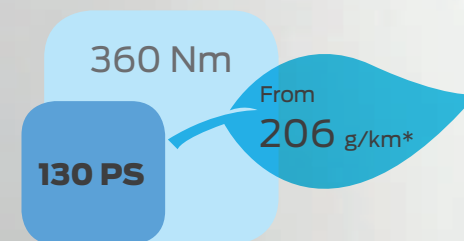
***Note** Some of the features listed above are options, at extra cost and may not be available on all models. Please refer to the specification tables, or speak to your Ford Commercial Vehicle Dealer for further information.



Efficient

2.0L Ford EcoBlue 105 PS diesel engine

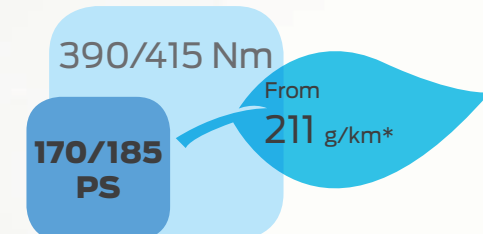
Transit's 2.0-litre Ford EcoBlue 105 PS (77 kW)/310 Nm diesel engine combines fuel efficiency (from 43.5L/100 km combined) with excellent driveability and refinement. Its state-of-the-art design helps to keep running costs down without compromising on payload or performance.



Flexible

2.0L Ford EcoBlue 130 PS diesel engine

The latest 2.0-litre Ford EcoBlue 130 PS (96 kW)/360 Nm diesel engine strikes a balance of delivering extra power and torque necessary to enhance Gross Train Mass (GTM).



Powerful

2.0L Ford EcoBlue 170 PS and 185 PS diesel engines

The 170 PS (125 kW) and 185 PS (138kW) Ford EcoBlue diesel engines deliver impressive torque, with the most powerful engine developing 415 Nm of torque. The hard-working character of these engines make them the ideal choice for moving heavy loads and towing, while still delivering fuel efficiency.



Clean diesel technology

Ford EcoBlue diesel engines

Transit's range of upgraded Ford EcoBlue diesel engines meets the latest stringent emissions standards.

Ford EcoBlue diesel engines have been fitted with a Selective Catalytic Reduction (SCR) system that uses AdBlue®, a urea/water-based fluid to convert NO_x emissions in the exhaust gas into nitrogen and water vapour. Diesel vehicles are also fitted with a diesel particulate filter which reduces more than 99% of emitted solid particulates from the vehicle's exhaust.

*WLTP figures. For more information, please see Fuel and Performance section.

Our business is to keep your business moving.



FORD BUSINESS SERVICE

Efficiency, accuracy and convenience are at the heart of the Ford commercial vehicle service promise. Therefore, whether it is servicing, maintenance or repair you need, be sure to come and see us.

- Available from all Transit Centres and Transit Service dealers
- While-you-wait servicing by prior appointment
- Late night servicing available at least once per week
- Priority treatment for urgent repairs
- Vehicle off the road repairs (VOR)*
- Collection and delivery**
- Testing and MOTs
- Transparent pricing
- Genuine Ford parts quality
- Ford-trained technicians
- Interim checks for optimum vehicle performance
- Service Activated Roadside Assistance†
- Ford Protect packages to suit you
- One Call to access all the Ford services you need

For more information and to find your nearest participating Ford Commercial Vehicle Dealer, visit the aftersales support section at www.ford.co.uk/transit24

Commercial Vehicle Finance

When it comes to financing your Ford Commercial Vehicle, our size and expertise means we're well placed to provide you with a wide range of finance products.

Ford Credit[®]: Provides a range of finance plans for Commercial Vehicle customers interested in owning their vehicle.

Ford Lease[®]: Specialises in contract hire and leasing and provides an alternative range of finance plans which can be tailored to suit your business.

FORD PROTECT

Commercial Extended Warranty

Extend your warranty up to 5 years (from date of registration), with Ford Protect available at participating Ford Dealers.

Extend your standard 3-year warranty and enjoy worry-free motoring for many years to come. Ford Protect provides a range of key benefits including:

- Extended duration and mileage
- Cover against unexpected repair costs
- Protection on trips abroad
- With a Ford Protect Plan, the price of parts and labour are guaranteed for the length of your plan
- Helps prolong the lifespan of your Ford vehicle

Helps protect your vehicle resale value

Ford Protect terms and conditions apply for further information please call 03702 416 726.

*Repairs will start on the same working day (as long as you bring your vehicle in before 3pm), or at least within 24 hours of its arrival. If we need to order parts, we'll begin work the day they're delivered. 'Vehicle off road' repairs should be completed within 24-hours.

**Your Transit Centre can arrange to collect your vehicle and deliver it back to you after service or repairs, so you can get on with running your business. By arrangement and limited to a specific mileage radius of the dealer. Contact your local dealer to discuss your requirements.

†Available at participating Dealers only. Roadside Assistance is activated automatically at every routine service with coverage extended valid from the date of service for 12 months, or until the next service is due, whichever comes first. See Ford.co.uk/roadsideassistance for more information.

Important Information:

[®]Ford Credit: Finance subject to status. Guarantees may be required. Freepost Ford Credit.

Ford Credit is a trading style of FCE Bank plc. which is authorised by the Prudential Regulation Authority and regulated by the Financial Conduct Authority and Prudential Regulation Authority under firm reference number 204469.

[®]Ford Lease: Ford Lease is provided by ALD Automotive Ltd, trading as Ford Lease, Oakwood Drive, Emersons Green, Bristol, BS16 7LB. ALD Automotive is registered in England No. 987418. For the purposes of the Data Protection Act 1998 the data controllers in relation to any information you supply are Ford Motor Company Limited, FCE Bank Plc and ALD Automotive. Finance subject to status. Guarantees and indemnities may be required. ALD Automotive is authorised and regulated by the Financial Conduct Authority.


Dimensions (mm)

	L2 H2 Van		L2 H3 Van		L3 H2 Van		L3 H3 Van		L4 H3 Van
	FWD	RWD/AWD	FWD	RWD/AWD	FWD	RWD/AWD	FWD	RWD/AWD	RWD/AWD
A Overall length	5531	5531	5531	5531	5981	5981	5981	5981	6704
B Overall width with mirrors	2474	2474	2474	2474	2474	2474	2474	2474	2474
Overall width with folded back mirrors	2112	2112	2112	2112	2112	2112	2112	2112	2112
Overall width without mirrors (SRW)	2059	2059	2059	2059	2059	2059	2059	2059	2059
Overall width without mirrors (DRW)	-	-	-	-	-	-	-	-	2126
C Overall height*	2413-2533	2447-2534	2652-2769	2686-2771	2411-2530	2443-2533	2676-2767	2682-2769	2715-2778
D Wheelbase	3300	3300	3300	3300	3750	3750	3750	3750	3750
E Front of vehicle to front wheel centre	1023	1023	1023	1023	1023	1023	1023	1023	1023
F Rear of vehicle to rear wheel centre	1208	1208	1208	1208	1208	1208	1208	1208	1931
G Side door entry width	1300	1300	1300	1300	1300	1300	1300	1300	1300
H Side load door entry height	1700	1600	1700	1600	1700	1600	1700	1600	1600
I Rear door entry width	1565	1565	1565	1565	1565	1565	1565	1565	1565
J Rear door entry height	1748	1648	1987	1887	1748	1648	1987	1887	1887
K Maximum loadspace length (at floor with bulkhead)	3044	3044	3044	3044	3494	3494	3494	3494	4217
L Maximum loadspace width	1784	1784	1784	1784	1784	1784	1784	1784	1784
M Loadspace between wheel arches (SRW)	1392	1392	1392	1392	1392	1392	1392	1392	1392
Loadspace between wheel arches (DRW)	-	-	-	-	-	-	-	-	1154
N Load floor to roof	1886	1786	2125	2025	1886	1786	2125	2025	2025
O Loading height*	482-605	615-706	482-602	615-703	478-592	608-695	478-590	609-692	608-677
P Maximum load volume (with bulkhead) (cu.m)	10.0	9.5	11.2	10.7	11.5	11.0	13.0	12.4	15.1
Loadspace (with bulkhead) (VDA) (cu.m)	9.3	8.8	10.3	9.9	10.8	10.2	12.0	11.5	14.1

Van



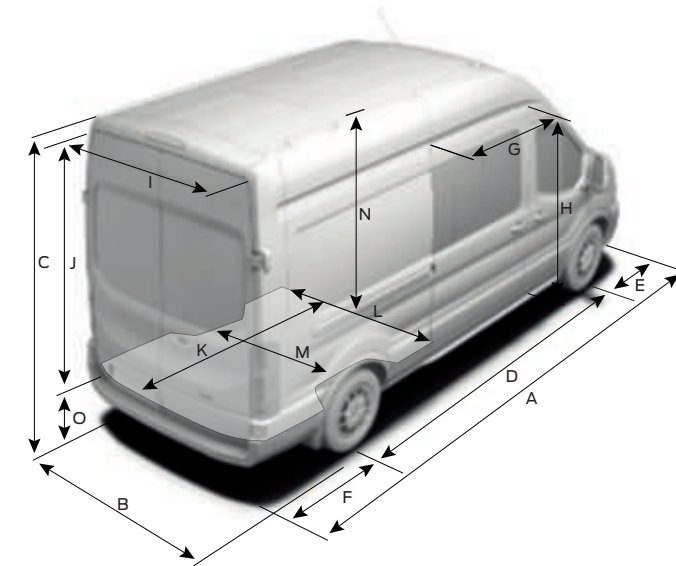
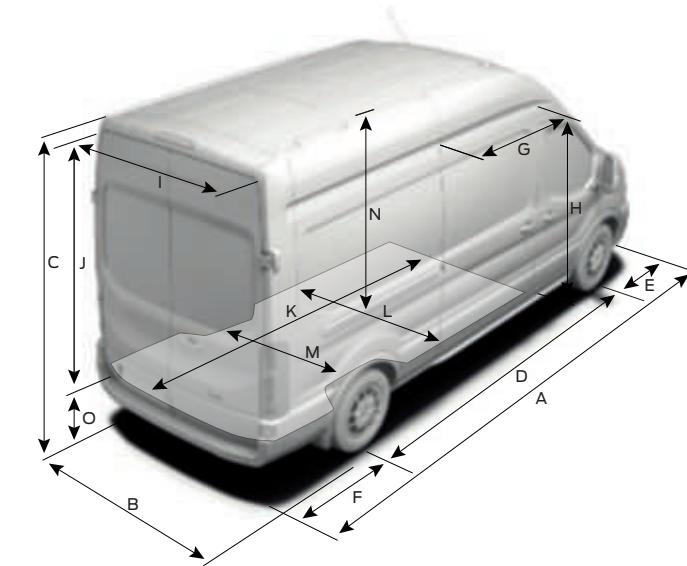
Double Cab-in-Van



Dimensions (mm)

	L2 H2 Van		L2 H3 Van		L3 H2 Van		L3 H3 Van		L4 H3 Van
	FWD	RWD/AWD	FWD	RWD/AWD	FWD	RWD/AWD	FWD	RWD/AWD	RWD/AWD
Double Cab-in-Van unique measurements									
G Side door entry width	1200	1200	1200	1200	1200	1200	1200	1200	1200
P Maximum load volume (behind bulkhead) (cu.m)	6.1	5.7	6.7	6.4	7.6	7.2	8.4	8.0	10.6
Loadspace (behind bulkhead) (VDA) (cu.m)	5.5	5.3	6.0	5.7	7.0	6.6	7.6	7.3	9.8
Q Maximum loadspace length	2038	2038	2038	2038	2488	2488	2488	2488	3211
R Usable load length at 1.2 m height	1789	1789	1789	1789	2239	2239	2239	2239	2962
Turning circle (m)									
Kerb to kerb	11.9	11.9	11.9	11.9	13.3	13.3	13.3	13.3	13.3

L2 = Medium wheelbase, **L3** = Long wheelbase, **L4** = Long wheelbase extended length. **H2** = Medium Roof, **H3** = High Roof, **FWD** = Front-wheel drive, **RWD** = Rear-wheel drive, **AWD** = All-wheel drive, **SRW** = Single rear wheels, **DRW** = Dual rear wheels. All dimensions (shown in mm) are subject to manufacturing tolerances and refer to minimum specification models and do not include additional equipment. *Height dimensions show the range from minimum to maximum of a fully laden, lowest payload vehicle to unladen highest payload vehicle. These illustrations are for guidance only. **VDA method** This is the method used by the Verband der Automobilindustrie (VDA) in Germany. A VDA figure is determined by filling the loadspace with 'litre' blocks, each measuring 200x100x50 mm. The blocks are then counted, and the numerical result is converted into cubic metres.



Fuel economy and CO₂ emissions (EU6.2)

The fuel economy figures quoted in the table below are achieved by following strict EU governed test procedures and are specifically designed to enable customers to compare vehicles from all manufacturers on a like-for-like basis. Fuel consumption is directly affected by the length of the journey; number of passengers and amount of luggage carried; individual driving style; road and traffic conditions; weather conditions; vehicle age, mileage, condition and standard of maintenance; use of vehicle features such as air conditioning; and any modifications to the vehicle such as the addition of a roof rack. Your fuel economy will vary based on these and other factors and, for these reasons, many drivers may not achieve the EU fuel economy figures (below) in day-to-day driving, although the vehicle is technically capable of doing so.

	Euro	Gear	Axle ratio ⁰⁰	CO ₂ emissions (g/km) ⁰⁰⁰	Fuel consumption in L/100km ⁰⁰⁰			Fuel consumption in MPG ⁰⁰⁰		
					WLTP Low	WLTP High	WLTP Overall	WLTP Low	WLTP High	WLTP Overall
Van/Double Cab-in-Van										
FWD										
2.0 TDCi Ford EcoBlue 105 PS (77 kW)	Euro 6.2	6 Speed Manual	4.429/3.263	205-221	8.0-8.6	6.8-7.5	7.8-8.4	32.9-35.3	37.7-41.5	40.9-43.5
2.0 TDCi Ford EcoBlue 130 PS (96 kW)	Euro 6.2	6 Speed Manual	4.429/3.263	211-234	8.4-9.0	7.0-7.8	8.0-8.9	31.4-33.7	36.2-40.3	31.8-35.3
2.0 TDCi Ford EcoBlue 130 PS (96 kW)	Euro 6.2	6 Speed Manual	4.93/3.450	217-236	8.5-9.0	7.1-7.8	8.3-9.0	31.4-33.3	36.2-39.8	31.4-34.1
2.0 TDCi Ford EcoBlue Hybrid 130 PS (96 kW)	mHEV	6 Speed Manual	4.429/3.263	205-228	8.0-8.8	6.7-7.5	7.8-8.7	32.1-33.5	37.7-42.2	32.5-36.2
2.0 TDCi Ford EcoBlue 130 PS (96 kW)	Euro 6.2	6 Speed Automatic	3.39	227-249	9.7-10.7	7.4-8.1	8.5-8.6	26.4-29.12	34.9-38.2	32.9-33.2
2.0 TDCi Ford EcoBlue 160 PS (118 kW)	Euro 6.2 HD	6 Speed Manual	4.93/3.450	262	10.2	8.7	10.0	27.7	32.5	28.3
2.0 TDCi Ford EcoBlue 170 PS (125 kW)	Euro 6.2	6 Speed Manual	4.429/3.263	217-234	8.8-9.0	7.2-7.8	8.3-8.9	31.4-32.9	36.3-39.3	31.8-34.1
2.0 TDCi Ford EcoBlue 170 PS (125 kW)	Euro 6.2	6 Speed Manual	4.93/3.450	218-236	8.6-9.2	7.2-7.8	8.3-9.0	32.9-30.7	36.22-39.3	31.4-34.1
2.0 TDCi Ford EcoBlue Hybrid 170 PS (125 kW)	mHEV	6 Speed Manual	4.429/3.263	211-228	8.3-8.7	6.9-7.5	8.0-8.7	32.5-34.1	37.7-41.0	32.5-35.3
2.0 TDCi Ford EcoBlue 170 PS (125 kW)	Euro 6.2	6 Speed Automatic	3.39	227-248	9.7-10.7	7.4-8.0	8.7-9.5	26.4-29.1	35.3-38.2	29.8-32.5
2.0 TDCi Ford EcoBlue 185 PS (136 kW)	Euro 6.2	6 Speed Manual	4.429/3.263	217-235	8.6-9.0	7.2-7.8	8.3-9.0	31.4-32.9	36.2-39.2	34.1-31.4
2.0 TDCi Ford EcoBlue 185 PS (136 kW)	Euro 6.2	6 Speed Manual	4.93/3.450	218-237	8.6-9.2	7.2-7.8	8.3-9.0	30.7-32.9	36.2-39.2	34.1-31.4
2.0 TDCi Ford EcoBlue 185 PS (136 kW)	Euro 6.2	6 Speed Automatic	3.39	231-249	10.0-10.7	7.5-8.1	8.8-9.5	26.4-28.3	34.9-37.7	29.7-32.1

Fuel economy and CO₂ emissions (EU6.2)

	Euro	Gear	Axle ratio ⁰⁰	CO ₂ emissions (g/km) ⁰⁰⁰	Fuel consumption in L/100km ⁰⁰⁰			Fuel consumption in MPG ⁰⁰⁰		
					WLTP Low	WLTP High	WLTP Overall	WLTP Low	WLTP High	WLTP Overall
RWD										
2.0 TDCi Ford EcoBlue 105 PS (77 kW)	Euro 6.2	6 Speed Manual	3.73	229-265	8.6-9.4	7.7-8.9	8.7-10.1	30.1-32.9	31.8-36.7	30.0-32.5
2.0 TDCi Ford EcoBlue 130 PS (96 kW)	Euro 6.2	6 Speed Manual	3.31	217-251	8.3-9.1	7.1-8.3	8.3-9.6	31.1-34.1	34.1-39.8	29.4-34.1
2.0 TDCi Ford EcoBlue 130 PS (96 kW)	Euro 6.2	6 Speed Manual	3.73	228-265	8.8-9.7	7.5-8.7	8.7-10.1	29.1-32.1	29.1-32.1	30.0-32.5
2.0 TDCi Ford EcoBlue 130 PS (96 kW)	Euro 6.2	6 Speed Manual	4.10	231-266	8.9-10.3	7.6-8.8	8.8-10.2	27.4-31.8	32.1-37.2	27.7-32.1
2.0 TDCi Ford EcoBlue Hybrid 130 PS (96 kW)	mHEV	6 Speed Manual	3.31	223-256	8.4-9.3	7.3-8.5	8.5-9.8	30.4-36.7	33.3-38.7	28.8-33.2
2.0 TDCi Ford EcoBlue Hybrid 130 PS (96 kW)	mHEV	6 Speed Manual	3.73	225-259	8.7-9.6	7.4-8.6	8.6-9.9	29.4-32.5	32.9-38.2	28.5-32.9
2.0 TDCi Ford EcoBlue 170 PS (125 kW)	Euro 6.2	6 Speed Manual	3.31	223-277	8.4-10.0	7.3-9.4	8.5-10.6	28.3-33.6	30.1-38.7	26.6-33.3
2.0 TDCi Ford EcoBlue 170 PS (125 kW)	Euro 6.2	6 Speed Manual	3.73	225-305	8.7-11.8	7.4-10.3	8.6-11.6	24.0-32.5	27.4-38.2	24.4-32.9
2.0 TDCi Ford EcoBlue 170 PS (125 kW)	Euro 6.2	6 Speed Manual	4.10	231-303	8.9-12.2	7.6-10.1	8.8-11.6	23.2-31.8	30.0-37.2	24.4-32.1
2.0 TDCi Ford EcoBlue Hybrid 170 PS (125 kW)	mHEV	6 Speed Manual	3.31	223-256	8.4-9.2	7.3-8.4	8.5-9.8	30.7-33.6	33.6-38.7	28.8-33.3
2.0 TDCi Ford EcoBlue Hybrid 170 PS (125 kW)	mHEV	6 Speed Manual	3.73	225-258	8.7-9.5	7.4-8.5	8.6-9.9	29.8-32.5	33.3-38.2	28.5-32.9
2.0 TDCi Ford EcoBlue 170 PS (125 kW)	Euro 6.2 HD	10 Speed Automatic	3.73	305	11.8	10.2-10.3	11.6	24.0	27.4-27.7	24.4
2.0 TDCi Ford EcoBlue 185 PS (136 kW)	Euro 6.2	6 Speed Manual	3.31	223-258	8.4-9.3	7.3-8.5	8.5-9.8	30.4-36.4	33.2-38.7	28.8-33.2
2.0 TDCi Ford EcoBlue 185 PS (136 kW)	Euro 6.2	6 Speed Manual	3.73	228-265	8.8-9.8	7.5-8.7	8.7-10.1	28.8-32.1	32.5-37.7	30.0-32.5
2.0 TDCi Ford EcoBlue 185 PS (136 kW)	Euro 6.2	6 Speed Manual	4.10	231-267	8.9-9.6	7.6-8.8	8.8-10.2	29.4-31.8	32.1-37.2	27.7-32.1
AWD										
2.0 TDCi Ford EcoBlue 130 PS (96 kW)	Euro 6.2	6 Speed Manual	4.10	262-300	10.5-12.0	8.8-10.0	10.0-11.4	23.5-26.9	28.3-32.1	24.8-28.3
2.0 TDCi Ford EcoBlue 170 PS (125 kW)	Euro 6.2	6 Speed Manual	4.10	262-299	10.5-12.0	8.8-10.0	10.0-11.4	23.6-26.9	28.3-32.1	24.8-28.3

Note for all Ford EcoBlue engines: Values shown illustrate vehicles fitted with Auto Start-Stop. Auto Start-Stop system reduces CO₂ emissions and fuel consumption by 6 g/km and between 0.2-0.3 L/100km respectively. ⁰⁰The illustrated axle ratio shown is the one available dependent upon model, GVM payload and engine/transmission combination.

⁰⁰⁰The declared fuel/energy consumptions and CO₂ emissions for Stage 6c (NI) and Stage 6d-TEMP (MI) engines are measured according to the technical requirements and specifications of European Regulations (EC) 715/2007, (EC) 692/2008 and (EU) 2017/1151, as last amended. Fuel consumption and CO₂ emissions may be specified for a vehicle variant and not for a single vehicle. The applied standard test procedure enables a comparison between different vehicle types and different manufacturers. In addition to the fuel efficiency of a vehicle; driving behaviour as well as other non-technical factors are very important in determining a vehicle's fuel/energy consumption and CO₂ emissions. A guide on fuel economy and CO₂ emissions which contain data for all new passenger carrying vehicle models is available at any point of sale free of charge or can be downloaded at <http://carfueldata.dft.gov.uk>



WWW

Full features and specifications (not located in the printed brochure)

To review the full features and specifications, download the digital brochure or view the interactive brochure. These can be downloaded from: www.ford.co.uk or scan the QR code.

Get the most from your new Ford

We want to help you get the most from your new Ford. And to do that, you need to know how much it is designed to safely carry, both in terms of payload and load volume. Your Transit Centre can provide professional advice on important specification aspects, and help to find the right van for your budget and business needs.

The Ford Transit Van is designed to carry cargo – and lots of it.

Choosing a new van is an important decision with lots of factors to be considered. While some aspects, like selecting the most appropriate derivative, identifying the intended primary use and determining load box size are relatively simple, others, such as calculating payload are more complex.

Payload capacity

To calculate payload, you need to know two things: the vehicle's gross vehicle mass (GVM) and its kerb mass.

GVM is the maximum permissible weight of the vehicle when loaded and ready to go – that includes the weight of the vehicle itself, ancillaries, driver and crew (assuming the industry standard weight of 75 kg/person), fluids, fuel tank 90% full (1 litre of diesel = approximately 0.85 kg), optional and aftermarket equipment, and cargo.

For simplicity, Ford Transit models are designated according to their GVM. For example, a 280 has a GVM of c. 2,800 kg; and a 300 has a GVM of c. 3,000 kg.

Kerb mass is the weight of a standard-specification Base series vehicle, including fluids and fuel tank 90% full, but without the driver, crew or cargo.

Payload is the difference between the two.

Gross vehicle mass minus kerb mass = payload

So to help you choose the right vehicle for your needs, here are some more detailed explanations about the factors that can influence a vehicle's payload. These include, but are not limited to:

Driver and crew

We calculate the weight of the driver and crew based on the industry-standard weight of 75 kg/person. Remember that the driver and crew are not included in the kerb mass figure, so when a driver or crew boards the vehicle, its payload will be reduced accordingly.

Factory-fitted options

Most factory-fitted options will affect a vehicle's payload. For example, air conditioning can add approximately 18 kg to a vehicle's weight, and therefore reduce its payload accordingly.

However, specifying a single front passenger seat in lieu of the standard dual seat will reduce the vehicle's weight by approximately 12 kg, and increase its payload by the same amount. Your Transit Centre will be able to tell you what features can add or reduce your vehicle's kerb mass and by how much.

Series

All kerb masses quoted in this brochure are for standard-specification Base series models, unless otherwise stated. Trend and Limited series models will generally weigh more than Base series due to the increased level of features and equipment.

Manufacturing tolerances

Variations in manufacturing and production processes mean that no two vehicles are likely to weigh exactly the same.

Accessories and aftermarket conversions

It is important to think carefully about what you add to your vehicle after you take delivery. Any accessories fitted or aftermarket conversions to the vehicle may adversely affect its payload. Please speak to your Transit Centre for more information and advice.

If payload is critical to your business, or if you plan to carry cargo at, or close to, the vehicle's maximum capacity, your Transit Centre can help. Using their specialist expertise and knowledge, they can advise you on the exact specification of vehicle required to meet your individual business needs.

Configure your van to suit your job

Ford Commercial Vehicles are available with a wide range of standard and optional features. Your Transit Centre can help you ensure that you specify the right vehicle features for your specific business needs, including technical items to aid aftermarket fitment of specialist equipment or conversion.

Note Technical information for vehicle converters can be found online via the Body and Equipment Mounting Manual @etis.ford.com.go to >information >>vehicle conversions.

Weights and loads

	Max. gross payload (excluding driver) (kg)	Gross vehicle mass (kg)	Min. kerb mass (excluding driver) (kg)	Front axle plated mass (kg)	Rear axle plated mass (kg)
Van (3 seats)					
FWD					
290 L2 H2	895-936	2940	2004-2046	1625	1575
310 L2 H2	1043-1136	3140	2004-2098	1650	1725
310 L2 H3	1001-1094	3140	2046-2139	1650	1725
310 L3 H2	1038-1082	3140	2058-2102	1750	1725
310 L3 H3	993-1038	3140	2102-2147	1750	1725
330 L2 H2	1337	3365	2028	1750	2050
330 L2 H3	1295	3365	2070	1750	2050
330 L3 H2	1284	3365	2081	1750	2050
330 L3 H3	1239	3365	2126	1750	2050
350 L2 H2	1379-1472	3500	2028-2121	1750	2150
350 L2 H3	1337-1430	3500	2070-2163	1750	2150
350 L3 H2	1322-1419	3500	2081-2178	1750	2250
350 L3 H3	1277-1374	3500	2126-2223	1750	2250
RWD					
350 L2 H2	1319-1385	3500	2115-2181	1750/1850	2150
350 L2 H3	1277-1342	3500	2158-2223	1750/1850	2150
350 L3 H2	1263-1332	3500	2168-2237	1750/1850	2250
350 L3 H3	1218-1286	3500	2214-2282	1750/1850	2250
350 L4 H3	1110-1176	3500	2324-2390	1750/1850	2250/2450**
470 L4 H3	2209	4700	2491	1850	3300
AWD					
350 L2 H2	1279	3500	2221	1850	2150
350 L2 H3	1237	3500	2263	1850	2150
350 L3 H2	1217	3500	2283	1850	2250
350 L3 H3	1172	3500	2328	1850	2250

FWD = Front-wheel drive, **RWD** = Rear-wheel drive, **AWD** = All-wheel drive, **L2** = Medium wheelbase, **L3** = Long wheelbase, **L4** = Long wheelbase extended length, **H2** = Medium Roof, **H3** = High Roof. Figures apply to Medium Roof vehicles unless otherwise stated. For High Roof option vehicles, kerb mass is increased and payload reduced. Kerb mass is affected by many factors such as bodystyles, engines and options. It is the weight of a standard-specification base series vehicle (different series will have different kerb masses), including fluids and fuel tank 90% full, but without the driver (75 kg), crew or cargo. Payload within this guide is the difference between gross vehicle mass (GVM) and kerb mass with a further 75 kg deduction for the weight of the driver. It must be noted that actual weight will always be subject to manufacturing tolerances which may result in payload variations between this guide and actual weight. For customers intending to load vehicle close to maximum payload, we suggest you also add a margin for error of 5% of kerb mass to the kerb mass figure before calculation, to reduce risk of overloading. NB: It is the responsibility of the vehicle operator to ensure their vehicles are legally compliant for road use. Consult your Ford Commercial Vehicle Dealer for more information.

Weights and loads

	Max. gross payload (excluding driver) (kg)	Gross vehicle mass (kg)	Min. kerb mass (excluding driver) (kg)	Front axle plated mass (kg)	Rear axle plated mass (kg)
Double Cab-in-Van (6 seats)					
FWD					
350 L2 H2	1282-1316	3500	2184-2218	1750	2150
350 L2 H3	1240-1274	3500	2226-2260	1750	2150
350 L3 H2	1206-1262	3500	2238-2294	1750	2250
350 L3 H3	1161-1217	3500	2283-2339	1750	2250
RWD					
350 L2 H2	1207-1229	3500	2271-2293	1750/1850	2150
350 L2 H3	1165-1186	3500	2314-2335	1750/1850	2150
350 L3 H2	1133-1175	3500	2325-2367	1750/1850	2250
350 L3 H3	1088-1131	3500	2369-2412	1750/1850	2250
350 L4 H3	1001-1022	3500	2478-2499	1750/1850	2250
AWD					
350 L2 H2	1123	3500	2377	1850	2150
350 L2 H3	1081	3500	2419	1850	2150
350 L3 H2	1059	3500	2441	1850	2250
350 L3 H3	1015	3500	2485	1850	2250

FWD = Front-wheel drive, **RWD** = Rear-wheel drive, **AWD** = All-wheel drive, **L2** = Medium wheelbase, **L3** = Long wheelbase, **L4** = Long wheelbase extended length, **H2** = Medium Roof, **H3** = High Roof. Figures apply to Medium Roof vehicles unless otherwise stated. For High Roof option vehicles, kerb mass is increased and payload reduced. Kerb mass is affected by many factors such as bodystyles, engines and options. It is the weight of a standard-specification base series vehicle (different series will have different kerb masses), including fluids and fuel tank 90% full, but without the driver (75 kg), crew or cargo. Payload within this guide is the difference between gross vehicle mass (GVM) and kerb mass with a further 75 kg deduction for the weight of the driver. It must be noted that actual weight will always be subject to manufacturing tolerances which may result in payload variations between this guide and actual weight. For customers intending to load vehicle close to maximum payload, we suggest you also add a margin for error of 5% of kerb mass to the kerb mass figure before calculation, to reduce risk of overloading. NB: It is the responsibility of the vehicle operator to ensure their vehicles are legally compliant for road use. Consult your Ford Commercial Vehicle Dealer for more information.

Max. GTM (kg)

	Axle ratio ⁰⁰	GVM						
		290	310	330	350	350HD	470	
Van/Double Cab-in-Van								
FWD								
2.0 TDCi Ford EcoBlue 105 PS (77 kW)	4.429/3.263	●	4940	4940	5065	5065	–	–
2.0 TDCi Ford EcoBlue 130 PS (96 kW)	4.429/3.263	●	5140	5140	5065	5065	–	–
2.0 TDCi Ford EcoBlue 130 PS (96 kW)	4.93/3.450	○	–	–	5700	5700	–	–
2.0 TDCi Ford EcoBlue 130 PS (96 kW) 6-speed automatic	3.39	●	–	4140	–	4250	–	–
2.0 TDCi Ford EcoBlue 130 PS (96 kW) Hybrid	4.43/4.93	●/○	–	–	–	5065/5700	–	–
2.0 TDCi Ford EcoBlue 170 PS (125 kW)	4.429/3.263	●	–	–	–	5065	–	–
2.0 TDCi Ford EcoBlue 170 PS (125 kW)	4.71**/4.93	●	–	–	–	6000	–	–
2.0 TDCi Ford EcoBlue 170 PS (125 kW)	4.93/3.450	○	–	–	–	6000	–	–
2.0 TDCi Ford EcoBlue 170 PS (125 kW) 6-speed automatic	3.39	●	–	4140	–	4250	–	–
2.0 TDCi Ford EcoBlue 185 PS (136 kW)	4.429/3.263	●	–	–	–	5065	–	–
2.0 TDCi Ford EcoBlue 185 PS (136 kW)	4.93/3.450	○	–	–	–	6000	–	–
2.0 TDCi Ford EcoBlue 185 PS (136 kW) 6-speed automatic	3.39	●	–	–	–	4250	–	–
RWD								
2.0 TDCi Ford EcoBlue 105 PS (77 kW)	3.73	●	–	–	–	5600	–	–
2.0 TDCi Ford EcoBlue 130 PS (96 kW)	3.31	●	–	–	–	5500	–	–
2.0 TDCi Ford EcoBlue 130 PS (96 kW)	3.73	○	–	–	–	6100	–	–
2.0 TDCi Ford EcoBlue 130 PS (96 kW)	4.10	●	–	–	–	6500	6500	6500
2.0 TDCi Ford Ecoblue 130 PS (96 kW) Hybrid	3.31/3.73	●/○	–	–	–	5500/6100	–	–
2.0 TDCi Ford EcoBlue 170 PS (125 kW)	3.31	●	–	–	–	5650	–	–
2.0 TDCi Ford EcoBlue 170 PS (125 kW)	3.73	○	–	–	–	6400	–	–
2.0 TDCi Ford EcoBlue 170 PS (125 kW)	4.10	●	–	–	–	7000	7000	7000
2.0 TDCi Ford EcoBlue 185 PS (136 kW)	3.31	●	–	–	–	5650	–	–
2.0 TDCi Ford EcoBlue 185 PS (136 kW)	3.73	○	–	–	–	6400	–	–
2.0 TDCi Ford EcoBlue 185 PS (136 kW)	4.10	○	–	–	–	7000	–	–
AWD								
2.0 TDCi Ford EcoBlue 130 PS (96 kW)	4.10	●	–	–	–	6000	–	–
2.0 TDCi Ford EcoBlue 170 PS (125 kW)	4.10	●	–	–	–	6000	–	–

● = Standard, ○ = Option. **Note:** All engines are EU6.2 unless stated. ⁰⁰The illustrated axle ratio shown is the one available dependent upon model, GVM payload and engine combination. *GTM is limited to 5,500 kg if fitted with rear air conditioning. Consult your Dealer for more information.

Max. braked trailer plate (kg)

	Axle ratio ⁶⁰	GVM						
		290	310	330	350	350HD	470	
Van/Double Cab-in-Van								
FWD								
2.0 TDCi Ford EcoBlue 105 PS (77 kW)	4.429	●	2450/–	2450/–	2500/–	2500/–	–/–	–/–
2.0 TDCi Ford EcoBlue 130 PS (96 kW)	4.429	●	2550/–	2550/–	2550/–	2500/2500	–/–	–/–
2.0 TDCi Ford EcoBlue 130 PS (96 kW)	4.93	○	–/–	–/–	2800/–	2800/2800	–/–	–/–
2.0 TDCi Ford EcoBlue 130 PS (96 kW) 6-speed automatic	3.39	●	–/–	1750-1800/–	–/–	1800–1900/ 1650–1700	–/–	–/–
2.0 TDCi Ford EcoBlue 130 PS (96 kW) Hybrid	4.43/4.93		–/–	–/–	–/–	2500 / 2800	–/–	–/–
2.0 TDCi Ford EcoBlue 170 PS (125 kW)	4.18	●	–/–	–/–	–/–	–/–	–/–	–/–
2.0 TDCi Ford EcoBlue 170 PS (125 kW)	4.429	●	–/–	–/–	–/–	2500/2500	–/–	–/–
2.0 TDCi Ford EcoBlue 170 PS (125 kW)	4.71	●	–/–	–/–	–/–	–/–	–/–	–/–
2.0 TDCi Ford EcoBlue 170 PS (125 kW)	4.93	○	–/–	–/–	–/–	2800/2800	–/–	–/–
2.0 TDCi Ford EcoBlue 170 PS (125 kW) 6-speed automatic	3.39	●	–/–	1750/–	–/–	1800–1850/1700	–/–	–/–
2.0 TDCi Ford EcoBlue 185 PS (136 kW)	4.429	●	–/–	–/–	–/–	2500/2500	–/–	–/–
2.0 TDCi Ford EcoBlue 185 PS (136 kW)	4.93	○	–/–	–/–	–/–	2800/2800	–/–	–/–
2.0 TDCi Ford EcoBlue 185 PS (136 kW) 6-speed automatic	3.39	●	–/–	–/–	–/–	1800–1850/–	–/–	–/–
RWD								
2.0 TDCi Ford EcoBlue 105 PS (77 kW)	3.31	○	–/–	–/–	–/–	2550/–	–/–	–/–
2.0 TDCi Ford EcoBlue 105 PS (77 kW)	3.73	●	–/–	–/–	–/–	2800/–	–/–	–/–
2.0 TDCi Ford EcoBlue 130 PS (96 kW)	3.31	●	–/–	–/–	–/–	2750/2750	–/–	–/–
2.0 TDCi Ford EcoBlue 130 PS (96 kW)	3.73	○	–/–	–/–	–/–	2800/2800	–/–	–/–
2.0 TDCi Ford EcoBlue 130 PS (96 kW)	4.10	○	–/–	–/–	–/–	3000/3000	3000/–	2300/–
2.0 TDCi Ford Ecoblue 130 PS (96 kW) Hybrid	3.31/3.73		–/–	–/–	–/–	2750/2800	–/–	–/–
2.0 TDCi Ford EcoBlue 170 PS (125 kW)	3.31	●	–/–	–/–	–/–	2800/2800	–/–	–/–
2.0 TDCi Ford EcoBlue 170 PS (125 kW)	3.73	○	–/–	–/–	–/–	2900/2900	–/–	–/–
2.0 TDCi Ford EcoBlue 170 PS (125 kW)	4.10	●	–/–	–/–	–/–	3500/3500	3500/–	3500/–
2.0 TDCi Ford EcoBlue 185 PS (136 kW)	3.31	●	–/–	–/–	–/–	2800/2800	–/–	–/–
2.0 TDCi Ford EcoBlue 185 PS (136 kW)	3.73	○	–/–	–/–	–/–	2900/2900	–/–	–/–
2.0 TDCi Ford EcoBlue 185 PS (136 kW)	4.10	○	–/–	–/–	–/–	3500/3500	–/–	–/–
AWD								
2.0 TDCi Ford EcoBlue 130 PS (96 kW)	4.10	●	–/–	–/–	–/–	2800/2800	–/–	–/–
2.0 TDCi Ford EcoBlue 170 PS (125 kW)	4.10	●	–/–	–/–	–/–	2800/2800	–/–	–/–

● = Standard, ○ = Option, at extra cost. **Note:** All engines are EU6.2 unless stated. ⁶⁰The illustrated axle ratio shown is the one available dependent upon model, GVM payload and engine combination. *GTM is limited to 5,500 kg if fitted with rear air conditioning. **Vehicles fitted with optional rear air suspension are not suitable for towing and therefore have no trailer plate value. Maximum unbraked trailer mass is 750 kg. **Available from February 2020 production.

Model availability

	290 L2 H2	310 L2 H2	310 L2 H3	310 L3 H2	310 L3 H3	330 L2 H2	330 L2 H3	330 L3 H2	330 L3 H3	350 L2 H2	350 L2 H3	350 L3 H2	350 L3 H3	350 L4 H3	470 L4 H3
Van															
FWD															
2.0 TDCi Ford EcoBlue 105 PS (77 kW)	●	●	●	●	●	●	●	●	●	●	●	●	●	–	–
2.0 TDCi Ford EcoBlue 130 PS (96 kW)	●	●	●	●	●	●	●	●	●	●	●	●	●	–	–
2.0 TDCi Ford EcoBlue 130 PS (96 kW) 6-speed automatic	–	●	●	–	–	–	–	–	–	●	●	●	●	–	–
2.0 TDCi Ford EcoBlue 170 PS (125 kW)	–	–	–	–	–	–	–	–	–	●	●	●	●	–	–
2.0 TDCi Ford EcoBlue 170 PS (125 kW) 6-speed automatic	–	●	●	–	–	–	–	–	–	●	●	●	●	–	–
2.0 TDCi Ford EcoBlue 185 PS (136 kW)	–	–	–	–	–	–	–	–	–	–	–	●	●	–	–
2.0 TDCi Ford EcoBlue 185 PS (136 kW) 6-speed automatic	–	–	–	–	–	–	–	–	–	●	●	●	●	–	–
2.0L Ford EcoBlue 130PS FWD EcoBlue Hybrid	–	–	–	–	–	–	–	–	–	●	●	●	●	–	–
RWD															
2.0 TDCi Ford EcoBlue 105 PS (77 kW)	–	–	–	–	–	–	–	–	–	●	●	●	●	●	–
2.0 TDCi Ford EcoBlue 130 PS (96 kW)	–	–	–	–	–	–	–	–	–	●	●	●	●	●	●
2.0 TDCi Ford EcoBlue 170 PS (125 kW)	–	–	–	–	–	–	–	–	–	●	●	●	●	●	●
2.0 TDCi Ford EcoBlue 185 PS (136 kW)	–	–	–	–	–	–	–	–	–	●	●	●	●	–	–
AWD															
2.0 TDCi Ford EcoBlue 130 PS (96 kW)	–	–	–	–	–	–	–	–	–	●	●	●	●	–	–
2.0 TDCi Ford EcoBlue 170 PS (125 kW)	–	–	–	–	–	–	–	–	–	●	●	●	●	–	–

● = Available, – = Not available. **L2** = Medium wheelbase, **L3** = Long wheelbase, **L4** = Long wheelbase extended length, **H2** = Medium Roof, **H3** = High Roof, **FWD** = Front-wheel drive, **RWD** = Rear-wheel drive, **AWD** = All-wheel drive. All engines are EU6.2 with 6-speed manual transmission unless stated.

Model availability

	290 L2 H2	310 L2 H2	310 L2 H3	310 L3 H2	310 L3 H3	330 L2 H2	330 L2 H3	330 L3 H2	330 L3 H3	350 L2 H2	350 L2 H3	350 L3 H2	350 L3 H3	350 L4 H3	470 L4 H3
Double Cab-in-Van															
FWD															
2.0 TDCi Ford EcoBlue 130 PS (96 kW)	–	–	–	–	–	–	–	–	–	●	●	●	●	–	–
2.0 TDCi Ford EcoBlue 130 PS (96 kW) 6-speed automatic	–	–	–	–	–	–	–	–	–	–	–	●	●	–	–
2.0 TDCi Ford EcoBlue 170 PS (125 kW)	–	–	–	–	–	–	–	–	–	–	–	●	●	–	–
2.0 TDCi Ford EcoBlue 170 PS (125 kW) 6-speed automatic	–	–	–	–	–	–	–	–	–	–	–	●	●	–	–
2.0 TDCi Ford EcoBlue 185 PS (136 kW)	–	–	–	–	–	–	–	–	–	–	–	●	●	–	–
2.0 TDCi Ford EcoBlue 185 PS (136 kW) 6-speed automatic	–	–	–	–	–	–	–	–	–	–	–	●	●	–	–
2.0L Ford EcoBlue 130PS FWD EcoBlue Hybrid	–	–	–	–	–	–	–	–	–	●	●	●	●	–	–
RWD															
2.0 TDCi Ford EcoBlue 130 PS (96 kW)	–	–	–	–	–	–	–	–	–	●	●	●	●	●	–
2.0 TDCi Ford EcoBlue 170 PS (125 kW)	–	–	–	–	–	–	–	–	–	●	●	●	●	–	–
2.0 TDCi Ford EcoBlue 185 PS (136 kW)	–	–	–	–	–	–	–	–	–	–	–	●	●	–	–
2.0L Ford EcoBlue 130PS RWD EcoBlue Hybrid	–	–	–	–	–	–	–	–	–	–	–	●	●	–	–
AWD															
2.0 TDCi Ford EcoBlue 130 PS (96 kW)	–	–	–	–	–	–	–	–	–	●	●	●	●	–	–

● = Available, – = Not available. **L2** = Medium wheelbase, **L3** = Long wheelbase, **L4** = Long wheelbase extended length, **H2** = Medium Roof, **H3** = High Roof, **FWD** = Front-wheel drive, **RWD** = Rear-wheel drive, **AWD** = All-wheel drive. All engines are EU6.2 with 6-speed manual transmission unless stated.

Styling and appearance

	Leader	Trend	Limited
Wheels			
Steel – 15"x6½" (fitted with 215/65 R15 BSW tyres)* (standard on 290 and 310 series only and not available when specified with automatic transmission)	●	●	–
Steel – 16"x6½" (fitted with 235/65 R16C BSW tyres)* (290 and 310 series with automatic transmission: 215/65 R16C tyres) (standard on 330 and 350 models only, and on 290 and 310 series when specified with automatic transmission)	●	●	–
Steel – 16"x 6.0", dual rear wheels, hub caps on front wheels (fitted with 195/75 R16 BSW tyres)* (standard on L4 350HD and 470 models only)	●	●	–
Alloy – 16"x6½", 5-spoke (fitted with 215/65 R16C BSW tyres)* (not available on L4) (290 and 310 series: 215/65 R16C BSW tyres; 330 and 350 series: 235/65 R16C BSW tyres) (includes locking wheel nuts)	–	○	●
Wheel covers – Half caps	●	–	–
Wheel covers – Full	–	●	–
Locking wheel nuts	–	□	●
Spare – Full-size steel (standard on L4 350HD and 470 models)	○	○	○
Tyre inflator kit	●	●	●
Design features			
Body – H2 (Medium Roof) (not available on L4 models)	●	●	●
Body – H3 (High Roof) (standard on L4 models, and not available on L2 290 variants)	○	○	○
Door mirrors – Blind spot eliminator and integrated side indicator	●	●	●
Door mirrors – Manual adjust	●	–	–
Door mirrors – Electrically-operated and heated	○/□	–	–
Door mirrors – Power-foldable, electrically-operated and heated	○/□	●	●
Bodyside mouldings – Wide, self colour	●	●	●
Front bumper – Self colour	●	●	–
Front bumper – Body colour upper, self colour lower	–	–	●
Rear bumper – Self colour with integrated step	●	●	●
Door handles – Self colour	●	●	●
Cargo door handle – Self colour	●	●	●
Front grille – Self colour	●	–	–
Front grille – Self colour with chrome surround	–	●	●
Tinted glass	●	●	●
Option Packs			
Low Visibility Pack – Quickclear heated windscreen, low washer fluid sensor and electrically-operated and heated door mirrors	○	–	–
Premium Visibility Pack – includes Lane-Keeping Aid, Rear View Camera	–	○	○

● = Standard, ○ = Option, at extra cost, □ = Part of an option pack, at extra cost. *The wheel you choose will be fitted with the tyre size noted, but no choice of tyre brand is available.

Driving experience

	Leader	Trend	Limited
Driver assistance			
Cruise control (including leather-trimmed steering wheel and Adjustable Speed Limiter)	○/□	●	●
Blind Spot Information System with Cross Traffic Alert (includes trailer tow functionality if specified with trailer tow attachments, and power-foldable, electrically-operated and heated door mirrors)	○	○	○
Lane-Keeping Alert ²⁾ (includes auto high beam, high-series instrument cluster, Quickclear heated windshield and automatic headlights) (standard on 350HD and 470 models)	○/□	○/□	○/□
Lane-Keeping Aid ²⁾ (includes Lane-Keeping Alert)	○/□	○/□	○/□
Adaptive Cruise Control (ACC) (includes Pre-Collision Assist ²⁾ (with Pedestrian Protection), leather-trimmed steering wheel and Lane-Keeping Alert ²⁾	○	○	○
Intelligent Adaptive Cruise Control (includes Pre-Collision Assist ²⁾ and leather-trimmed steering wheel) (only available when specified with ICE Pack 25)	□	□	□
Acceleration control	○	○	○
Rear-view camera (includes centre high-mounted LED downlighting, front and rear parking distance sensors and front fog lights)	○	○	○
Front wide-view camera with split-view (includes rear wide-view camera, centre high-mounted LED downlighting, and front fog lights, doesn't include parking sensors)	○	○	○
Parking distance sensor(s) – Front and rear (includes front fog lights)	○	●	●
Side Park Aid	□/○	□/○	●
Enhanced Active Park Assist – Includes perpendicular park assist, Park-Out Assist and Side Park Aid (not available on L4 470 variants and L4 350)	○	○	○
Speed Limiter – (56 mph) (standard on 470 L4 variants)	○/●	○/●	○
Speed Limiter – (62 mph) (not available on 470 L4 variants)	○	○	○
Speed Limiter – (70 mph) (not available on 470 L4 variants)	○	○	○
Trailer Sway Control (TSC) ¹⁾ (activated with Ford trailer tow attachments) (Not available on DCIV L4 350)	□	□	□
Exterior lighting			
Headlights – Halogen projector headlights containing daytime running lights	●	–	–
Headlights – Halogen projector headlights containing LED daytime running lights and static cornering	–	●	–
Headlights – Bi-xenon headlights with LED daytime running lights and static bending	○	○	●
Headlights – Levelling control	●	●	●
Headlights – Automatic on/off	□	●	●
Headlights – Courtesy delay, 30 seconds duration	●	●	●
LED Downlighter (also included within rear view camera)	○/□	○/□	○/□
Fog lights – Front (also included in parking sensors and rear view camera)	○/□	●	●
Roof marker lights (DRW models of Van only – 470 L4)	●	●	–

Driving experience

	Leader	Trend	Limited
Suspension			
Front, independent MacPherson struts, variable rate coil springs, stabiliser bar, gas-pressurised shock absorbers and rear leaf springs	●	●	●
Instruments and controls			
Tyre Pressure Monitoring System (TPMS) ¹⁾ (Not available with Dual Rear Wheel)	○	○	○
Tachograph – Smart digital, electronic, 24-hour (manual transmission only)	○	○	○
Technology			
Selectable driving mode	●	●	●

● = Standard, ○ = Option, at extra cost, □ = Part of an option pack, at extra cost. ¹⁾Safety feature, ²⁾Driver assistance feature.

Performance and efficiency

	Leader	Trend	Limited
Instruments and controls			
Vehicle Maintenance Monitor driver information system	●	●	●
Trip computer (distance to empty, instant and average fuel consumption, average speed, outside temperature)	●	●	●
Programmable Interface Module	○	○	○
Battery – Cold start (-20°C)	●	●	●
Battery – Twin Improved Flooded (IF), cold start (-29°C)	○	○	○
Battery – Twin H8 AGM deep cycle battery (heavy-duty battery)	○	○	○
Alternator – Standard duty 165 Amp (standard only on AWD variants)	●	●	–
Alternator – Extra heavy-duty 250 Amp (standard only on FWD/RWD variants)	●	●	●
Technology			
Water in fuel filter with sensor	●	●	●

● = Standard, ○ = Option, at extra cost.

Comfort and convenience

	Leader	Trend	Limited
Interior convenience			
Assist handle – Located on B-pillar (Van only)	●	●	●
Bottle holder – Twin, 2-litre bottle capacity, fascia-mounted	●	●	●
Glovebox – With lid and A4 file storage capability	●	–	–
Glovebox – Lockable, with lid and A4 file storage capability	□	●	●
AUX 2-DIN instrument panel console	○	○	○
MyKey	●	●	●
Overhead console	●	●	●
Power point socket – 2 x 12 V (located on instrument panel and in stowage bin)	●	●	●
Power point socket – 230 V (400 W) power converter (not available on EcoBlue Hybrid models)	○	○	○
Power point socket – 12 V (located in rear)	○	○	○
Smokers' Pack – Cigar lighter and ash cup	○	○	○
Storage – Front door map pockets	●	●	●
Storage – Underseat stowage compartment (under dual passenger seat)	●	●	●
Audio and communication systems			
ICE Pack 17 – DAB/AM/FM Radio with SYNC with Bluetooth®, 4.2" TFT display, remote audio controls, integrated control panel, USB connectivity port with iPod® functionality, FordPass Connect modem, with four speakers (two woofers and two tweeters) (must be selected as a mandatory option on Leader unless ICE Pack 21, 24 or 25 is selected)	○	–	–
ICE Pack 21 – DAB/AM/FM Radio with SYNC 3 with Bluetooth®, AppLink, audible text messaging and privacy mode, 8" touchscreen display, extended integrated control panel, FordPass Connect modem, two USB connectivity ports with iPod® functionality, remote audio controls, with six speakers (must be selected as a mandatory option on Trend unless ICE Pack 24 or 25 is selected)	○	○	●
ICE Pack 24 – DAB/AM/FM Radio navigation system with SYNC 3 with Bluetooth®, AppLink, audible text messaging and privacy mode, 8" touchscreen display, extended integrated control panel, FordPass Connect modem, two USB connectivity ports with iPod® functionality, remote audio controls, with six speakers	○	○	○
ICE Pack 25 – DAB/AM/FM Radio navigation system with Intelligent Adaptive Cruise control, with SYNC 3 with Bluetooth®, AppLink, audible text messaging and privacy mode, 8" touchscreen display, extended integrated control panel, FordPass Connect modem, two USB connectivity ports with iPod® functionality, remote audio controls, with six speakers	○	○	○
Climate control			
Air conditioning – Front, including filter-air pollen purifier	○	○	●
Heater – Positive Thermal Co-efficient (PTC)	●	●	●
Interior lighting			
Courtesy lights – Header-mounted, front with theatre dimming	●	–	–
Courtesy lights – Header-mounted, front with theatre dimming and map lights	–	●	●
Courtesy lights – Rear seat, with theatre dimming (Double Cab-in-Van only)	●	●	●
Loadspace compartment lights	●	●	●
LED loadspace compartment lights	○	○	○

Comfort and convenience

	Leader	Trend	Limited
Seating			
Driver's seat – 4 way (fore/aft; recline; height; and tilt) with armrest	●	●	●
Driver's seat – 4 way heated (fore/aft; recline; height; tilt; and lumbar) with armrest	–	○	○
Front passenger's seat – Single, 4 way (fore/aft; and recline)	○	○	○
Front passenger's seat – Single, 4 way heated (fore/aft; recline; height; and tilt)	○	○	○
Front passenger's seat – Dual, fixed back with split lift-up seat cushion for stowage, fold-out table	●	●	●
Front passenger's seat – Dual, heated (outer seat only), fixed back with split lift-up seat cushion for stowage, fold-out table	○	○	○
Double Cab-in-Van – Second row triple wide seats	●	●	●
Double Cab-in-Van – Second row quad seats (2+2) (L3 350 variant only)	○	○	○
Instruments and controls			
Hydraulic power-assisted steering (HPAS) (only available with AWD)	●	–	–
Electric power-assisted steering (EPAS) (not available with AWD)	●	●	●
Steering column – Rake- and reach-adjustable	●	●	●
Wipers – Front, variable/intermittent with electric wash	●	–	–
Wipers – Front, rain-sensing (includes automatic headlights)	□	●	●
Wipers – Rear with auto reverse wipe and electric wash (only available with glazed rear doors)	○	○	○
Steering wheel – 4-spoke, polyurethane	●	–	–
Steering wheel – 4-spoke, leather-trimmed	□	●	●
Gearshift knob – Leather-trimmed	–	–	●
Windows – Electrically-operated front with one-touch lowering on driver's side	●	●	●
Technology			
Fuel tank – 70 litres	●	●	●
Ford Easy Fuel capless refuelling system with misfuel inhibit	●	●	●
Standard fuelling system instead of Ford Easy Fuel capless refuelling system	○	○	○
AdBlue® aftertreatment system – 21 litre	●	●	●
Auto Start-Stop system	●	●	●
Quickclear heated windscreen	□	●	●

● = Standard, ○ = Option, at extra cost, □ = Part of an option pack, at extra cost.

Safety and security

	Leader	Trend	Limited
Safety			
Anti-lock braking system (ABS) with electronic brake-force distribution (EBD) ¹⁾	●	●	●
Electronic Stability Control (ESC) ¹⁾	●	●	●
Curve Control ¹⁾	●	●	●
Hill Start Assist (HSA) ²⁾	●	●	●
Load Adaptive Control (LAC) ¹⁾	●	●	●
Emergency Brake Assist (EBA) ¹⁾	●	●	●
Emergency Brake Warning ²⁾	●	●	●
Roll Stability Control (RSC) ¹⁾	●	●	●
Airbag – Driver's ¹⁾	●	●	●
Airbag – Front passenger's* ¹⁾ (includes passenger's airbag deactivation function) (also available in some seat packs)	○/□	○/□	○/□
Airbag – Front side and curtain airbags ¹⁾	□	□	□
Seat belts – 3-point diagonal inertia reel (all seats) ¹⁾	●	●	●
ISOFIX child seat – 2 x second-row attachments ¹⁾ – (Double Cab-in-Van only)	●	●	●
First aid kit	○	○	○

Safety and security

	Leader	Trend	Limited
Security			
Alarm – Perimeter	○	○	○
Alarm – Thatcham Category 1 (Van) – Cab interior sensing, inclination sensor and trailer coupling, when fitted (includes remote locking with 2 key fobs)	○	○	○
Immobiliser – Safeguard Passive Anti-Theft System (PATS) (insurance-approved Category 2 immobiliser)	●	●	●
Locks – Power central locking (in lieu of power deadlocks)	○	–	–
Locks – Power door deadlocks, shielded with strengthened mountings	●	●	●
Locks – Remote control central locking with 1 key fob	●	–	–
Locks – Remote control central locking with 2 key fobs	○	●	●
Locks – Configurable unlocking 2-stage unlocking*	●	●	●
Locks – Configurable unlocking independent driver's door unlocking*	○	–	–
Locks – Configurable unlocking (Van) courier unlocking with auto slam lock, zonal opposite door relocking and 3 second auto relocking*	○	–	–
Locks – Auto relocking, doors relock after 45 seconds if no door is opened	●	●	●
Locks – Audio mis-lock feedback, audible signal if a door is ajar when locking activated	●	●	●
Locks – Auto locking on drive-away, doors automatically lock at 5 mph	●	●	●
Locks – Key-operated bonnet release	●	●	●
Brakes			
Dual-circuit, with self-adjusting servo-assistance and ABS. Front and rear discs	●	●	●

● = Standard, ○ = Option, at extra cost, □ = Part of an option pack, at extra cost. ¹⁾Safety feature, ²⁾Driver assistance feature. *For details of the configurations available please consult your Ford Dealer. Please note: Configurable locking must be defined at the time of order, it cannot be ordered as a Dealer-fitted option or accessory. ***Note: A rear-facing child seat should never be placed in the front passenger seat when the Ford vehicle is equipped with an operational front passenger's airbag.**

Utility

	Leader	Trend	Limited
Body			
Doors – Passenger's side load (sliding) door	●	●	●
Dual Side Load Doors (not available on L4 Double Cab-in-Van)	○	○	○
Power step – Passenger's side load door (Van only, not available on FWD or AWD models)	○	○	○
Doors – Unglazed rear doors, hinged for 180° opening, positive stop at 90° (L2 and L3 models only)	●	●	●
Doors – Unglazed rear doors, hinged for widest opening up to magnetic door retainers (not available on L2 models, optional on L3 models and standard on L4)	○	○	○
Doors – Glazed and heated	○	○	○
Doors – Power slide side door with Close Assist (not available on Double Cab-in-Van or on L2 Van) (available from early 2020)	○	○	○
Doors – Dual side load doors, glazed driver and passenger's side, fixed	○	○	○
Side windows, Double Cab-in-Van – Second row, fixed	○	–	–
Side windows, Double Cab-in-Van – Second row, sliding	●	●	●
Engine undershield	○	○	○
Carpet and trim			
Floor covering – Cab, easy-clean rubber	●	●	●
Headlining – Cab, moulded	●	●	●
Certification			
Vehicle Identification Number – Visible	●	●	●

Utility

	Leader	Trend	Limited
Exterior functional			
Mudflaps – Front	○	○	○
Mudflaps – Rear	●	●	●
Tow bar with Trailer Sway Control and 13-pin electrics (tachograph may be required) (not available on L4 350 Double Cab-in-Van)	○	○	○
Rear window ladder (only available with 180° hinged rear doors) (not available with L4 models)	○	○	○
Load compartment			
Bulkhead – Polymer moulded, unglazed (Van only)	○	○	○
Bulkhead – Polymer moulded with window (Van only)	○	○	○
Bulkhead – Full-width metal, unglazed (Van only)	●	●	●
Bulkhead – Polymer moulded with window (Double Cab-in-Van only)	●	●	●
Complete rear sidewall trim half-height board with wheel arch covers (optional on Van)	○	○	○
Complete rear trim full-height board with wheel arch covers (Van only)	○	●	●
Easy Clean Load Floor (Van only, not available with power side step)	○	●	●
Less Easy Clean Load Floor (Van only)	●	○	○
Load compartment – DIN 75410 compliant tie-down loops	●	●	●
Multi-functional loadfloor (L3 models only, Van only)	○	○	○
Cargo area management system 1 (Van only)	○	○	○
Instruments and controls			
Gearshift Indicator light	●	●	●

● = Standard, ○ = Option, at extra cost, □ = Part of an option pack, at extra cost.

Special Vehicle Options

	SVO Code	Leader	Trend	Limited
Body				
Less passenger seat (no pedestal) (not available on Double Cab-in-Van)	A304	○	-	-
250 degree rear unglazed cargo doors side load door, passenger side. (not available with dual side sliding load doors, Van only)	H250	○	○	○
Parking distance sensor(s) – Allows the rear parking sensors to be switched off to allow for a fitment of a rear step.	A095	○	○	-
Seat Pack 3 – Orange seat belts – Single Passenger Seat · 8 way driver seat (fore/aft, recline, up/down, tilt) with armrest · 4 way single passenger seat (fore/aft, recline)	A305	○	-	-
Electrical				
DPF manual regeneration	A660	○	○	-
Engine rpm speed control, 1300-3000 rpm (not available with automatic transmission)	A003	○	○	-
Single AGM deep cycle battery H8 95Ah (available as an option pack on Van)	A739	○	○	-
Auxiliary fuse panel	A526	○	○	○
Beacon Preparation Pack – Switch and front and rear wiring (includes auxiliary fuse panel (A526)) (cannot be ordered with rear air conditioning) (available as an option pack on Van)	A606	○/□	○/□	-
High Specification Interface Connector – Provides a range of hardwired signals and power for converters (includes auxiliary fuse panel (A526))	A608	○/□	○/□	-
Power Equipment Group 5 (Rear Air Conditioning) FWD Van only	A813	○	○	○
Trailer tow electrics (connector and wiring) without the tow bar (L2 (MWB) and L3 (LWB) Van only)	A055	○	○	○
The Ford Programmable Battery Guard – Patented 10-mode programmable battery guard system capable of protecting Ford and 3rd party battery	A540	○/□	○/□	-
Converter – High-Power Supply System – Meets heavy power-take-off requirements by equipping vehicles with two high-performance deep cycle AGM batteries (2 x 95 Ah), 240A alternator, engine rpm speed control and the Ford Programmable Battery Guard (not available with automatic transmissions)	A550	○	○	-
Paint				
Special Paint, 134 colours available, consult Dealer for details♦	Various	○	○	○

○ = Option, at extra cost.

♦SVO paint suffix must be entered at time of ordering. SVO paint pulls self-colour (black) bumpers, bodyside mouldings, mirror housings and door handles.

Next steps



For full features and specifications, download the digital ebrochure or view the interactive brochure to benefit from the full immersive experience of your chosen Ford model. Please download them from: www.Ford.co.uk



test drive

Visit your Ford Commercial Vehicle Dealer and test drive the Ford Transit for yourself. Find your local Ford Commercial Vehicle Dealer: www.Ford.co.uk



build

Build and price your new Ford Transit to your exact specification and see how it looks at www.Ford.co.uk



contact

Ford Credit Account Services : 0345 712 5490

Ford Lease Customer Services : 0344 600 1405

Calls to 0344 and 0345 numbers are charged at the same rate as a standard 01 or 02 geographic number, even when calling from a mobile.



own

When you drive away in your new vehicle, we're with you all the way. Ford has a large authorised service network to help you keep your vehicle in the best condition. And should your new Ford ever require accident repair, a Ford Accident Repair Centre is the best place to get your vehicle back to its pre-accident condition and on the road as quickly as possible.



finance

When it comes to financing your Ford commercial vehicle, our size and expertise means we're well placed to provide you with a wide range of finance plans.

Ford Credit* provides a range of finance plans for your commercial vehicle customers interested in vehicle ownership.

Ford Lease^ specialises in contract hire and leasing and provides an alternative range of finance plans which can be tailored to suit your business.

For more information about our finance products visit ford.co.uk

*Finance subject to status. Guarantees may be required. Freepost Ford Credit.

Ford Credit is a trading style of FCE Bank plc. Which is authorised by the Prudential Regulation Authority and regulated by the Financial Conduct Authority and the Prudential Regulation Authority under firm reference number 204469.

^Ford Lease is provided by ALD Automotive Limited acting as Ford Lease BS16 7LB. ALD is registered in England No. 987418. ALD is authorised and regulated by the Financial Conduct Authority.



FordPass i is a new platform that will empower you to rethink the way you move. Finds parking locations nearby, contains vehicle and finance details, dealer information and a host of useful guides.

Live Traffic access is free for the first 2 years following the purchase of a new Ford featuring SYNC 3 with navigation; thereafter there is an annual licence fee.

Illustrations, descriptions and specifications. This catalogue was correct at the time of going to print. However, Ford policy is one of continuous product development. The right is reserved to change specifications, colours and recommended prices of the models and items illustrated and described in this publication at any time. For the latest details always consult your Ford Dealer. **Optional equipment.** Throughout this publication, wherever a feature is described as being an 'Option' or 'Option Fitment/Pack' etc, you should assume that it will be at extra cost to the base vehicle, unless specifically stated to the contrary. All models and colour combinations are subject to availability. **Note.** Some images portrayed are of a pre-production model and/or are computer generated, therefore, the design/features on the final version of the vehicle may differ in various respects. In addition, some of the features shown on the vehicles may be optional. **Note.** This brochure contains both original Ford accessories as well as a range of products from our suppliers. Fitment of accessories may have an impact on your vehicle's fuel consumption. **Note.** The identified accessories are carefully selected third party supplier branded accessories which do not come with a Ford warranty but are covered by the third party supplier's own warranty, the details of which can be obtained from your Ford Dealer. **Note.** The Bluetooth® word mark and logos are owned by the Bluetooth SIG, Inc. and any use of such marks by Ford Motor Company is under licence. The iPod word mark and logos are the property of Apple Inc. Other trademarks and trade names are those of their respective owners. **Note.** Some driver assistance features and safety features described in this brochure are designed to function using sensors, whose performance may be affected under certain weather or environmental conditions.

The Government fuel figures do not express or imply any guarantee of the fuel consumption of any particular vehicle. The vehicles themselves have not been tested and there are inevitably differences between individual vehicles of the same model. In addition, a vehicle may incorporate particular modifications. Furthermore, the driver's style and road and traffic conditions, as well as the extent to which the vehicle has been driven and the standard of maintenance, will affect its fuel consumption. **Insurance groups** are only as recommended by the Association of British Insurers. You should always consult your insurance adviser for confirmation.

Ford One Call

In the unlikely event that your Ford Dealer can't help you or if you need to speak to us directly, call 0203 564 4444

Ford Rental – local service nationwide

Car and Van rental from our latest model range. Contact your local Ford Dealer for more information

Ford Motability

Call our Ford Motability team on 0345 6040019

Finance

Ford Credit Customer Services 0345 712 5490.
Ford Lease Customer Services 0344 600 1405
Calls to 0344 and 0345 numbers are charged at the same rate as a standard 01 or 02 geographic number, even when calling from a mobile.



Ford and BP – working together to reduce fuel consumption and emissions.

Published by Ford Motor Company Limited,
Laindon, Essex, England.
Registered in England No. 235446.

FA 1575/9
BJN 207533, FoE H57E
0721/GBR en
July 2020.

© Ford Motor Company Limited.

MY 2020.5 GBR en





PURE VANS

Telephone - 01633-212944

Email - sales@purevans.com

www.purevans.com