



PURE VANS

Telephone - 01633-212944

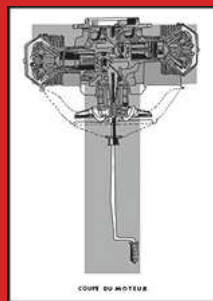

Email - sales@purevans.com

www.purevans.com



CITROËN DISPATCH

INSPIRÉ PAR PRO



During the 90s Le Tone had a major hit, "Joli Dragon", and devoted himself to music for 15 years before progressively moving towards illustrative art. Since 2011 his creations have

been exhibited in famous places such as the Pompidou centre. An admirer of artists who know how to make the best use of colour, Le Tone confesses to having a weakness for black and white, which he uses to tell simple stories by using felt pen drawings in notebooks.

1951

Innovative, light, tough and economical, the 2CV Mini-van has always been a much-loved classic. Between 1951 and 1978 over 1.2 million were made, and they remain highly collectable today.



2020

Voted Light Van of the Year for 2020 by WhatVan? magazine, Berlingo Van impresses with its Driver and Worker versions, choice of M and XL lengths and its 19 Driving Aids. These include innovative Surround Rear Vision, which offers unprecedented visibility. That's why it remains the reference model for business professionals.

CITROËN
Origins



Discover the models that make up Citroën's extraordinary history, from 1919 to the present day.



1934



1939



1948



1955



1968



2017

Citroën revolutionises the automotive landscape with the Traction Avant. The famous name relates to its ground breaking front wheel drive engineering.

Citroën launches the 'TUB', a supremely practical modern design with a sliding side door: its successor is the famous Type H, above, launched in 1948.

The much-loved 2CV is created as a "safe and economical vehicle, able to carry 4 people on-board and 50 kg of luggage". More than 5 million are made.

Unveiled to a stunned public at the 1955 Paris Motor Show, the DS takes futuristic design to new heights. Its stunning aerodynamic shape, created by Flaminio Bertone, earns it the nickname 'flying saucer'.

It's a golden age for light and agile vehicles like the Ami 6, Dyane and Mehari, a unique design for all roads and multi-purpose use.

Winners of the Manufacturers' Rally Raid World Cup from 1993 to 1997; Rally Raid World Cup Drivers' Champion five times in a row; eight Manufacturers' Champion titles in WRC plus three in WTCC... Citroën has continued to demonstrate exceptional sports pedigree upon returning to WRC in 2017.





CITROËN BERLINGO ELECTRIC



CITROËN BERLINGO VAN

A CITROËN VAN FOR EVERYONE

From the busy city centre to the open road, every trip will be comfortable and stress-free. Citroën design and engineering keeps it that way.



CITROËN DISPATCH



CITROËN RELAY

CITROËN DISPATCH
THE GREAT ALL-ROUNDER



CITROËN DISPATCH 8 ESSENTIAL ELEMENTS

THREE LENGTHS, INCLUDING THE COMPACT XS

Meet XS, the 4.6 m practical
compact version
PAGE 12

THE RIGHT HEIGHT

At 1.9 m high, you can access most car parks*
PAGE 13

ENTERPRISE, WORKER AND DRIVER

A version to suit any business.
PAGES 14-17

MODUWORK®

Innovative versatility with
up to 4 m floor length
PAGES 18-19



To watch video tutorials of
Citroën Dispatch scan this
code with your smartphone.



CITROËN ADVANCED COMFORT®

On-board refinement
PAGES 24-25

HANDS-FREE SLIDING SIDE DOORS

Making light work offloading and unloading
PAGES 26-27

16 DRIVING AIDS

including colour head up display
PAGES 36-39

EFFICIENCY

Proven platform, next
generation engineering
PAGES 40-41

*1.94 m with larger payload and XL versions.

SUMMARY

P. 10 – DESIGN

P. 22 – CITROËN ADVANCED COMFORT®

P. 28 – CITROËN DISPATCH CREW VAN

P. 30 – TECHNOLOGY

P. 44 – EQUIPMENT



To watch videos of
Citroën Dispatch scan this
code with your smartphone.



CITROËN DISPATCH

WORKING SMART,
WORKING HARD

Advanced, well equipped and effortlessly functional, Citroën Dispatch is designed for professionals. Built on a proven modular platform, this is a vehicle that delivers more practicality, extra comfort and cutting edge safety.





THE POWER OF THREE

The modular platform means that Citroën Dispatch is available in three lengths. The XS is just 4.6m long – a usefully compact first in this segment. M is 4.95m and XL is 5.3m.



XS 4.60m

M 4.95m

XL 5.30m

GOING LOWER

With a height of 1.9m*, Citroën Dispatch can access all kinds of places that are off limits for rival vans. From underground car parks to airports and shopping centres, you're now able to enter!

* 1.94 m with larger payload and XL versions.

1.9m





ENTERPRISE VERSION

Enterprise versions of Citroën Dispatch are perfect for professionals who demand great load carrying capability combined with advanced specification. Available in XS, M and XL lengths and as a Crew Van, all Enterprise versions come with air conditioning, DAB radio, Bluetooth® and rear parking sensors as standard.



WORKER VERSION

Difficult-to-access worksites are no problem for Citroën Dispatch Worker. Whether its cargo is heavy equipment or work colleagues, with Grip Control, a suspension raised by 20mm and a protective plate under the engine, this robust van will exceed your expectations. Available in M and XL sizes, it offers three seats at the front, the innovative Moduwork® seating and a payload of up to 1400 kg.



DRIVER VERSION

The focus of the Driver version is on professionals who make long journeys or multi-drop deliveries. Available in both M and XL sizes, the Driver's acoustic pack ensures comfort, whilst safety is enhanced with both the Park Assist 180° (including front and rear parking sensors, Visio Park 180° rear parking camera and blind spot monitoring system), and the Safety Pack, which includes Lane Departure Warning System, Driver Attention Alert, smart beam headlights and speed limit recognition. Additional equipment includes electrically folding heated door mirrors, front fog lights and Citroën Connect Navigation on the 7" colour touchscreen.



MODUWORK*

INNOVATION
IN SPACE

To maximise the space and versatility in Citroën Dispatch, Moduwork® provides a load-through bulkhead and folding side passenger seat. This extends the load length in XL versions up to a full 4m. You'll also find an anti-shift net in the cab for use with long loads for extra safety. The interior of Citroën Dispatch also converts seamlessly into your mobile office. The central armrest incorporates a pivoting table with a sturdy elastic retainer that's ideal for securing your tablet or laptop. You can add holders for smartphones and tablets from the range of dedicated accessories. This is an interior that offers genuine comfort too, with plenty of legroom for all passengers – even more in versions with the piloted manual gearbox.

**Optional on Dispatch X; standard on Enterprise, Worker and Driver panel vans. Not available on the Crew Van versions.*



ON YOUR SIDE

Citroën Dispatch maximises accessibility and ease of loading through its core design and innovative details. Equipped as standard with two sliding side doors, it will easily accommodate up to 3 Euro pallets* thanks to its 93cm opening*. Designed to make life easier, optional electric sliding doors can be opened and closed simply by moving your foot under the corner of the rear bumper, activating the plip, using the handle or from the cabin.







* M and XL versions.



SERIOUSLY ACCOMMODATING

Offering up to 6.6m³ of flexible load space, Citroën Dispatch is designed to carry everything you need, safely and securely. On XL versions, the rear doors can be specified to open to 250 degrees, which makes working in cramped conditions much easier. Inside you can choose between unfinished wood or treated wood ply-lining, which is anti-slip, waterproof, easy to clean and well protected by aluminium sills. There is a range of ply options, designed to protect the floor or the whole load area, including side panelling and wheel arches. To complete the practical picture, there is a 12V socket positioned near the back of the cargo area on all versions, and an optional tow hitch that can pull up to 2.5t*.

*According to gross vehicle weight [GVW] limit.

 UP TO 6.60 m³	 UP TO 2.50 t	 UP TO 1.40 m
 UP TO 4 m	 UP TO 1400 kg	 UP TO 1.258 m




INNER
CALM



EASY
LIVING

LESS
STRESS



SMOOTH
OPERATION



ALL ROUND RELAXATION

Designed to offer unrivalled comfort and wellbeing for each passenger, **CITROËN ADVANCED COMFORT®** provides the best for body and mind. Soft-touch contact points and low noise levels create a sense of calm, while interior space is designed to be stylish and really versatile. The overall ambiance makes journeys feel effortless and intuitive technology gives control at your fingertips of the practical and unique features.



YOUR MOBILE OFFICE

The interior of Citroën Dispatch has been carefully designed to provide a comfortable office on the move. Lower the central armrest and you'll find a pivoting writing table* that's perfect for supporting your notebook or laptop. Built into the centre console is an ingenious tablet holder** which folds down over the dashboard to give you fingertip access to your tablet. Created to accommodate tablets up to 11 inches, it can be charged from the USB port. On the driver's side, you can also specify a neat smartphone holder*** with integrated power cable: this really is a space designed around the needs of working on the move.

* Available with Moduwork®.
** Available as an accessory.



FINE-TUNED WORK SPACE

Settle into one of the three front seats in Citroën Dispatch and you'll instantly feel at home: they're ergonomically shaped to support you and deliver a spot on driving position. Adjustable for height and reach, the driver's seat gives a commanding view of the road and high mileage comfort. A moulded step ensures easy access to the cabin time after time. To further enhance the interior, you can specify the bulkhead with an optional window and insulating material* which keeps the cockpit snug and reduces road noise too. It's a really important detail that you'll appreciate every working day.

* Available on Crew Van versions only.









HANDS-FREE SLIDING SIDE DOORS


Citroën Dispatch is packed with ideas that make your day less hectic. The hands-free technology of the optional Easy Entry Pack is a perfect example. It allows you to open the sliding side doors simply by moving your foot under the corner of the rear bumper, and you can also close the door and lock the whole vehicle in the same way. Practical, innovative and unique. Having your hands full need never be a problem again.



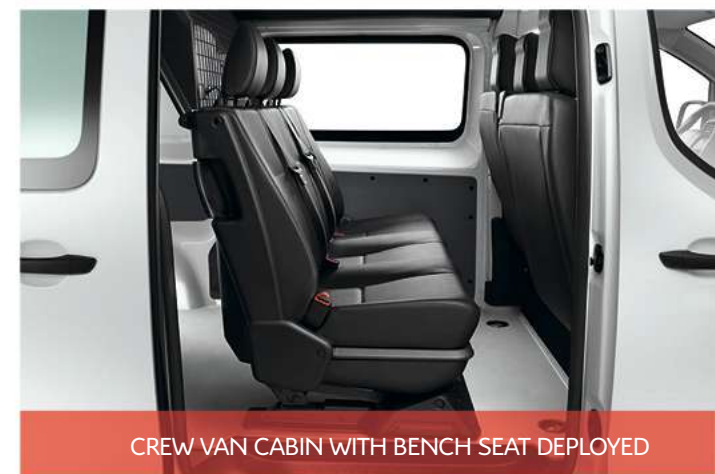
CREW VAN FOR EVERYONE AND EVERYTHING

With Citroën Dispatch Crew Van you get spacious people carrier and serious load capacity – without compromise. The cabin will seat up to six individuals and offers up to 4m³ of load space, with loads up to 2.3 metres long easily accommodated.

6 	 UP TO 2.40 m	 UP TO 1,250 kg	 UP TO 5.50 m ³
---	--	--	---



CREW VAN REAR CABIN



CREW VAN CABIN WITH BENCH SEAT DEPLOYED



CREW VAN WITH BENCH SEAT FOLDED

UNLIMITED POSSIBILITIES

Citroën Dispatch is designed to adapt to all your work needs. Functional and easy to use, it turns space into a flexible working asset. The figures speak volumes: load length up to a very useful 4m, load height of 1.4m and a payload right up to 1,400kg. In a nutshell, you've got a maximum of 6.6m³ of versatile load area. To get your cargo and colleagues where they need to be, safely and securely, the Grip Control* system can be specified, offering 5 driving modes for challenging terrain. Now worksites and dirt roads won't stop you in your tracks.

*Standard on Worker versions. Available as a cost option on other versions.



UP TO
4 m



UP TO
1,400 kg



UP TO
6.60 m³



UP TO
2.50 t

GRIP CONTROL

Grip Control is an advanced anti-skid system that adapts instantly to diverse challenging driving conditions and maximises grip everywhere. You can switch easily between the five modes: normal, all-terrain, snow, sand and Electronic Stability Control off.



TECHNOLOGY WORKING WITH YOU

HEAD-UP COLOUR DISPLAY*,
7 INCH COLOUR
TOUCHSCREEN* ...

A serious safety benefit and new to the segment, Head-Up Colour Display* allows you to keep your eyes on the road while accessing essential driver information. This includes speed, cruise control settings, navigation information and collision alerts. For state of the art clarity and instant fingertip control of all multimedia functions, Citroën Dispatch is equipped with a bright 7 inch colour touchscreen**, two 12V sockets**, a USB plug, all keep you fully connected wherever you go.

**Standard on Driver versions. Cost option on Enterprise versions.*

***Standard on Enterprise and Driver versions. Cost option on other versions.*




THOUGHTFUL STORAGE

Citroën Dispatch is designed around the demands of working life. That's why you'll find numerous useful storage spaces for everyday equipment and valuable tools. There are two door pockets large enough to swallow 1.5 litre bottles, a big storage area under the passenger seat, open-and-close glove box, dashboard mounted cup holders, plus an A4 sized storage shelf at the top of the centre console: space for everything a busy day demands.



DANGER ZONES ALERT



CONNECTIVITY



TOP REAR VISION



CITROËN CONNECT BOX



SOPHISTICATED TOUCH














7" COLOUR TOUCHSCREEN*

Everywhere in Citroën Dispatch you'll discover technology that makes work on the move easier, and many of these innovations are controlled through the 7 inch colour touchscreen. The optional Citroën Connect Nav system delivers useful services such as TomTom Traffic that provides real time traffic information, the location of service stations, car parks and their prices and a search function for points of local interest. You can access all this through voice control, or with instant fingertip control via the touchscreen. A truly exclusive feature that makes good use of the touchscreen is Park Assist 180°**. You get a wide overhead view from the reversing camera while you're manoeuvring, and as the vehicle gets close to concealed obstacles, the system zooms in so that you can negotiate the remaining distance with relaxed precision.

*Depending on version

















**Standard on Driver versions. Cost option on Enterprise versions.

16 SAFETY SYSTEM AND DRIVING AIDS

 <p>⌘ CAN BE DEACTIVATED</p>	 <p>⌘ CAN BE DEACTIVATED</p>	 <p>⌘ CAN BE DEACTIVATED</p>	 <p>⌘ CAN BE DEACTIVATED</p>	 <p>⌘ CAN BE DEACTIVATED</p>	 <p>⌘ CAN BE DEACTIVATED</p>	 <p>⌘ CAN BE DEACTIVATED</p>	 <p>⌘ CAN BE DEACTIVATED</p>
<div>  <p>GRIP CONTROL</p> <p>The traction of the front wheels can be optimised for the surface the van is travelling on with the traction control system. The dashboard dial makes it simple to select one of the five available modes: Standard, Snow, Sand, Mud, ESC off.</p> </div>	<div> <p>AUTO</p> <p>SMART BEAM HEADLIGHTS*</p> <p>Instantly switching from high to low beam when an oncoming vehicle is detected, the system activates above 15 mph.</p> </div>	<div>  <p>CORNERING LIGHT FUNCTION</p> <p>This extra beam of light is focused on the inside of bends to increase visibility and safety while turning and at junctions.</p> </div>	<div>  <p>ADAPTIVE CRUISE CONTROL</p> <p>Helping you to drive safely and without stress, Adaptive Cruise Control enables Citroën Dispatch to adapt its speed to vehicles in front. The technology can reduce speed by up to 12.5 mph in changeable traffic conditions, such as on a busy motorway.</p> </div>	<div>  <p>COLLISION RISK ALERT</p> <p>This system gives both a visual and audio warning if the vehicle is at risk of colliding with the vehicle in front, or with a pedestrian in the road.</p> </div>	<div>  <p>HEAD-UP COLOUR DISPLAY*</p> <p>This technology lets you keep your eyes on the road while viewing essential driver information (current and recommended speed, cruise control/speed limiter settings, navigation instructions and collision alert) on a transparent strip in front of the windscreen. A first for a vehicle in this segment.</p> </div>	<div>  <p>COFFEE BREAK ALERT</p> <p>Designed to limit driver fatigue, the system lets the driver know when it's time to take a break, i.e. after a total of two hours of driving at over 40 mph.</p> </div>	<div>  <p>DRIVER ATTENTION ALERT*</p> <p>With the help of the multifunctional windscreen-mounted camera and steering wheel movements, this safety innovation can detect driver drowsiness and send audible and visual alerts.</p> </div>

* Dependent on version.

16 SAFETY SYSTEM AND DRIVING AIDS

 <p>⚙ CAN BE DEACTIVATED</p>	 <p>⚙ CAN BE DEACTIVATED</p>	 <p>⚙ CAN BE DEACTIVATED</p>	 <p>⚙ CAN BE DEACTIVATED</p>	 <p>⚙ CAN BE DEACTIVATED</p>			
 <p>BLIND SPOT DETECTION</p> <p>This monitoring system detects vehicles close behind, hidden by the rear view mirror 'blind spot'. A bright orange warning light is activated in your door mirror, providing a clear warning.</p>	 <p>LANE DEPARTURE WARNING SYSTEM*</p> <p>The windscreen-mounted camera detects when lane line markings are crossed without the indicators being activated. It then alerts the driver audibly and visually, allowing quick and safe correction.</p>	 <p>SPEED LIMIT SIGN RECOGNITION*</p> <p>Recognising speed limits everywhere in real time, Speed Limit Sign Recognition uses the on board camera to read signs and send clear recommendations to the driver. Simply set the right maximum on the cruise control and relax.</p>	 <p>TRAILER STABILITY CONTROL*</p> <p>The Trailer Stability Control helps you tow trailers more safely by detecting any sway in the trailer, and stabilising it using the brakes.</p>	 <p>ACTIVE SAFETY BRAKE*</p> <p>Available for the first time on Citroën Dispatch, the Active Safety Brake is a significant safety benefit. Using the windscreen-mounted camera, the system detects potential collisions with stationary or slowing vehicles ahead and automatically applies braking. This can help you to avoid accidents altogether at up to 18 mph and significantly reduce impacts at higher speeds.</p>	 <p>HILL START ASSIST</p> <p>Operating on gradients of more than 3%, Hill Start Assist stops the vehicle rolling when the brake pedal is released for approximately two seconds. The driver can move from the brake to the accelerator much more calmly, knowing the van won't roll.</p>	 <p>REVERSING CAMERA WITH TOP REAR VISION</p> <p>While in reverse gear, the touch screen displays the view of the area behind the vehicle using the rear-facing camera. To make things easier, coloured lines represent how close obstacles are to the van within a reconstructed 180° image.</p>	 <p>KEYLESS ENTRY AND START*</p> <p>Lock, unlock and start your vehicle, all without taking your key out. Each Citroën Dispatch recognises its driver as they approach thanks to the technology in the key.</p>

* Dependent on version.

ENGINE RANGE

HIGH PERFORMANCE EFFICIENCY

Powering Citroën Dispatch is a range of advanced BlueHDi diesel engines. Each meets the latest Euro 6.2 standards and delivers the kind of flexible performance that makes every working trip a pleasure. With versions producing between 100hp to 180hp, there's an engine to suit all jobs, and as ever, efficiency is key. The BlueHDi 120 S&S 6-speed manual (300Nm) produces 142g/km of CO₂, making it the best in class. Whichever engine you select, you'll appreciate the exceptional economy and low overall running costs.

The EAT8 (8-speed Efficient Automatic Transmission), available on the BlueHDi 120 and 180 S&S diesel engines, combines driving pleasure and environmental efficiency. Thanks to the Quickshift technology it provides fast and fluid gear changes, offering exceptional dynamism and driving pleasure, both on main roads and in town.



Details on citroen.co.uk



BODY COLOURS



ARCTIC STEEL (S) ⁽¹⁾



CUMULUS GREY (M)



PLATINUM GREY (M)



TOURMALINE ORANGE (M)



PERLA NERA BLACK (M)



POLAR WHITE (F)



IMPERIAL BLUE (S) ⁽¹⁾



PASSION RED (F)

EQUIPMENT

Electronic Stability Control and ABS with Hill Start Assist, EBA and EBFD
Remote central locking with deadlocking. Selective cab and load area locking via 3-button plip remote control key.
Perimeter and volumetric, Thatcham category 1 approved alarm
Cruise control with programmable speed limiter
Driver's seat height, rake and reach adjustable with lumbar adjustment and armrest
Moduwool®: dual passenger bench seat with fold-up outer seat, fold-down writing table in central seat back and storage under central seat
Dual front passenger bench seat with under-seat storage tray
Three-seat bench in row 2 with two armrests and under-seat storage
Driver and front passengers' airbags with passengers' airbag deactivate switch on X version
Front lateral airbags (Brings individual front passenger seat (WAAS) on X version)
DAB Radio with Bluetooth® handsfree and USB socket
Rear parking sensors
Park Assist 180°: Front and rear parking sensors with blind spot monitoring system and Visio Park 180° (rear camera image and zoom displayed on touchscreen)
Air conditioning
Front electric windows with 'onetouch' operation and anti-pinch
Electrically adjustable heated door mirrors
Electrically folding heated door mirrors with temperature sensor (Painted Black as standard)

CITROËN DISPATCH X	◆	◆		◆	◆		◆			◆				◆	◆	
CITROËN DISPATCH WORKER	◆			◆	◆					◆					◆	
CITROËN DISPATCH ENTERPRISE	◆	◆	◆	◆							◆			◆	◆	
CITROËN DISPATCH DRIVER	◆		◆	◆	◆						◆			◆		◆
CITROËN DISPATCH CREW VAN ENTERPRISE	◆	◆	◆	◆	◆		◆	◆	◆			◆	◆	◆		
CITROËN DISPATCH CREW VAN DRIVER	◆	◆		◆	◆	◆	◆	◆		◆	◆	◆	◆	◆	◆	

UPHOLSTERY



MICA GREY CLOTH / VINYL ⁽²⁾⁽³⁾



MICA GREY CLOTH ⁽²⁾⁽³⁾

WHEELS



16 INCH STEEL WHEEL WITH BLACK CENTRE CAP



17 INCH STEEL WHEEL WITH BLACK CENTRE CAP



17 INCH CURVE ALLOY WHEEL



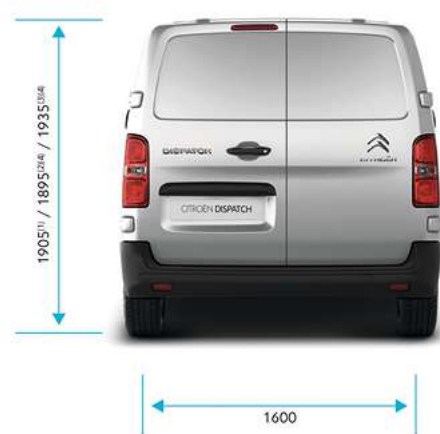
17 INCH CURVE BI-TONE ALLOY WHEEL

Look Pack: body colour front and rear bumpers, side rubbing strips and exterior door handles, with front fog lights and LED daytime running lights with Passion Red or special paint).
Metallic paint
Visibility Pack: automatic lights and windscreen wipers
16 inch steel wheels with black centre cap with full size steel spare wheel
17 inch Curve alloy wheels with Agilis Tyres with full size steel spare wheel
Twin sliding side doors (not electric)
Twin unglazed rear doors opening to 180°
Full bulkhead

			◆		◆	◆	◆
					◆	◆	◆
			◆	◆		◆	◆
◆			◆		◆	◆	◆
		◆	◆		◆	◆	◆
◆	◆	◆		◆	◆	◆	◆

(1) Special paint subject to extended lead times and is not available on Driver versions.
(2) Supplemented with other materials.
(3) For further details on seat trim, please refer to the Prices, Equipment and Technical Specification Guides, downloadable from www.citroen.co.uk.
(S) : Special colour – (M) : Metallic colour – (F) : Flat colour.
The equipment presented in this brochure represents the global Citroën Dispatch range and may vary according to the specific range within each country. To confirm the standard and optional equipment available in the UK, please refer to the Prices, Equipment and Technical Specification Guides, downloadable from www.citroen.co.uk.

DIMENSIONS



Measurements in millimetres.
(1) XS – (2) M – (3) XL – (4) 1940 max with enhanced suspension.



WARRANTY

With the added reassurance of a warranty, routine servicing and maintenance, as well as 24-hour roadside assistance, you are protected.

- **CITROËN WARRANTY**
Every new Citroën van has the benefit of a 3 year* warranty package, plus a 5 year anti-perforation** warranty and a 2 year paint warranty.
- **CITROËN ASSISTANCE**

In response to a free telephone call in the UK, Citroën Assistance brings rapid expert roadside assistance to you in an emergency. It comes free of charge for a full year and operates 24 hours a day in all parts of the UK and Europe. Services include nationwide recovery for both van and passengers, a home call service, replacement vehicle, hotel accommodation and vehicle storage if required. Please note, Citroën Assistance only applies to incidents covered by the new vehicle warranty, and excludes non-vehicle faults, such as running out of fuel, mis-fuelling, loss of keys, lock-ins, road traffic accidents and punctures/wheel changes. For more details please contact Citroën at <http://citroen-uk-en.custhelp.com>

* 2 years' unlimited warranty. No-fee customer option of 1 year's Dealer provided warranty, only on vans sourced from Citroën UK Limited. Note: Dealer provided warranty is limited to 100,000 miles for vans.
** Against all internal to external perforation to bodywork or underbody.



CONTRACT

- **CITROËN MAINTENANCE**
From roadside assistance to replacing wear and tear parts or regular servicing, with Citroën Maintenance you have total peace of mind. For a one-off fee or low monthly payment, our experienced engineers will take care of your Citroën, whatever happens. To find out more, contact your Citroën Dealer or Citroën Authorised Repairer.
- **CITROËN SERVICING**
Available up to 1 year from your vehicle's registration date, but before its first chargeable service, a Citroën Servicing Package enables you to pay in advance for your vehicle's servicing needs for 3 years/35,000 miles. For further information, please contact your Citroën Dealer.
- **CITROËN MOT TEST**
Once your vehicle is three years old, it requires an annual MOT Test. This is a legal requirement to check that it meets road safety and environmental standards. Our nationwide network of Citroën Authorised Repairers know your Citroën best, so if your vehicle's MOT Test is due, why not contact your local Citroën dealer? You can be confident that your vehicle will be looked after by one of our expert trained Citroën Technicians, nominated by DVSA as accredited MOT Testers. Plus, whilst your vehicle is with us, we'll carry out a free outstanding manufacturer diagnostic test, check for any new technical updates and carry them out for free - that's the advantage of getting your test done by the people who really know your Citroën.



DOWNLOAD THE MYCITROËN APP
on your smartphone and benefit from information and services personalised to your Citroën vehicle.



DOWNLOAD THE MYCITROËN APP
get all the vital information at your fingertips. Scan features and components and access details of the exact New Citroën that you're interested in.

Citroën prefers Total – Note: Images and specification descriptions are dependent on trim level and options specified. Every endeavour has been made to ensure that the information and details contained in this brochure were accurate at the time of going to press. However the company reserves the right, whilst preserving the essential characteristics of the models described, to introduce at any time modifications, changes of details, equipment or accessories. Every effort will be made to bring this brochure up to date, but in order to avoid any misunderstanding please consult your Dealer. The Citroën Website contains full information on all Citroën products and offers available in the UK, together with details of our environmental and recycling policies. The site address is www.citroen.co.uk or you can contact Citroën directly via <http://citroen-uk-en.custhelp.com>



TO FIND OUT MORE
visit citroen.co.uk

CITROËN DISPATCH & ë-DISPATCH

PRICES

Prices effective from 1 November 2021.



	LENGTH	EURO 6.3 MODEL	WLTP CO ₂ G/KM*	GVW	MAXIMUM INDICATIVE PAYLOAD**	LOAD CAPACITY	MRB PRICE £5†
Panel Van X Pro	M	Dispatch BlueHDi 100 S&S 6-speed manual 1000	174	2695	1109	5.3m ³	£22,995.00
Panel Van Enterprise Pro	XS	Dispatch BlueHDi 100 S&S 6-speed manual 1000	174	2695	1154	4.6m ³	£23,480.00
	XS	ë-Dispatch 50 kWh Auto 1000	0	2840	1002	4.6m ³	£34,250.00
	M	Dispatch BlueHDi 100 S&S 6-speed manual 1000	174	2695	1109	5.3m ³	£24,180.00
	M	Dispatch BlueHDi 145 S&S 6-speed manual 1400	193	3100	1446	5.3m ³	£25,380.00
	M	Dispatch BlueHDi 145 S&S EAT8 Auto 1400	196	3100	1412	5.3m ³	£26,680.00
	M	ë-Dispatch 50 kWh Auto 1000	0	2875	1001	5.3m ³	£34,950.00
	M	ë-Dispatch 75 kWh Auto 1000	0	3025	1000	5.3m ³	£38,150.00
	XL	Dispatch BlueHDi 100 S&S 6-speed manual 1000	180	2830	1160	6.1m ³	£25,080.00
	XL	Dispatch BlueHDi 145 S&S 6-speed manual 1400	195	3100	1408	6.1m ³	£26,280.00
	XL	Dispatch BlueHDi 145 S&S EAT8 Auto 1400	198	3100	1393	6.1m ³	£27,580.00
	XL	ë-Dispatch 50 kWh Auto 1000	0	2905	1003	6.1m ³	£35,850.00
	XL	ë-Dispatch 75 kWh Auto 1000	0	3055	1002	6.1m ³	£39,050.00
Panel Van Driver Pro	M	Dispatch BlueHDi 120 S&S 6-speed manual 1000	176	2695	1108	5.3m ³	£28,610.00
	M	Dispatch BlueHDi 145 S&S 6-speed manual 1400	195	3100	1446	5.3m ³	£29,010.00
	M	Dispatch BlueHDi 180 S&S EAT8 Auto 1400	196	3100	1398	5.3m ³	£32,510.00
	M	ë-Dispatch 75 kWh Auto 1000	0	3025	1000	5.3m ³	£41,380.00
	XL	Dispatch BlueHDi 145 S&S 6-speed manual 1400	197	3100	1408	6.1m ³	£29,910.00
	XL	Dispatch BlueHDi 180 S&S EAT8 Auto 1400	198	3100	1398	6.1m ³	£33,410.00
Crew Van Enterprise Pro	M	Dispatch BlueHDi 145 S&S 6-speed manual 1200	195	3030	1260	3.2m ³	£28,300.00
	M	ë-Dispatch 75 kWh Auto 1000	0	3090	1004	3.2m ³	£41,070.00
	XL	Dispatch BlueHDi 145 S&S 6-speed manual 1200	196	3030	1260	4m ³	£29,200.00
Crew Van Driver Pro	M	Dispatch BlueHDi 145 S&S 6-speed manual 1200	197	3030	1260	3.2m ³	£31,930.00
	M	Dispatch BlueHDi 180 S&S EAT8 Auto 1300	198	3100	1330	3.2m ³	£35,430.00

All information and prices correct at time of publication, but are subject to change at any time without prior notice (which may occur as a result of matters including, but not limited to, any changes in legislation and/or any changes by the government). Please consult your local Citroën dealer for the most up-to-date prices and specification details for all models. CO₂ figures above are for a standard vehicle without any additional optional equipment. The addition of optional extras could increase the certified CO₂ emission output.

* WLTP figures shown are for comparison purposes and should only be compared to the fuel consumption and CO₂ values of other vans tested to the same technical standard. The fuel consumption achieved, and CO₂ produced, in real world conditions will depend upon a number of factors including, but not limited to: the accessories fitted (pre and post registration); variations in weather; driving styles and vehicle load. The WLTP (Worldwide Harmonised Light Vehicles Test Procedure) is used to measure fuel consumption and CO₂ figures.

** Includes driver

† All Manufacturer's Recommended Basic Prices are exclusive of V.A.T., Delivery to Dealer and Number Plates, Government First Registration Fee and Vehicle Excise Duty.

CITROËN DISPATCH & ë-DISPATCH

EQUIPMENT & OPTIONS

Prices effective from 1 November 2021.

	Panel Van			Crew Van	
	X Pro	Enterprise Pro	Driver Pro	Enterprise Pro	Driver Pro
TECHNOLOGY & ENTERTAINMENT					
7" Colour touchscreen with Citroën Connect Navigation & DAB radio, Bluetooth® hands-free, USB socket, bi-tuner, Apple CarPlay™, Android Auto and coffee break alert (indicating 2 hours' continuous driving) Includes TomTom® Live updates and SpeedCam / Danger Zones subscription - 3 year subscription*		£600	•	£600	•
COMFORT AND CONVENIENCE					
Air conditioning	£800 ¹	•	•	•	•
Automatic dual zone air conditioning		£300	£300	£300	£300
Rear parking sensors	£200	•	•	•	•
Park Assist 180°: Front and rear parking sensors with blind spot monitoring system and Visio Park 180° (rear camera image and zoom displayed on touchscreen)		£700	•	£700	•
Retractable rear side window blinds				£75	£75
Leather gear lever with leather multi-function steering wheel		£200	•	£200	•
SEATING					
Individual front passenger seat with armrest. Height adjustable driver's seat with lumbar adjustment and armrest			£0 ²	£0	£0
Moduwork®: dual passenger bench seat with fold-up outer seat, fold-down writing table in central seat back and storage under central seat. Height adjustable driver's seat with lumbar adjustment and armrest	£425 ³	• ³	• ³		
SAFETY AND SECURITY					
Safety Pack: Lane Departure Warning System, speed limit recognition, intelligent speed adaptation, driver attention alert, smart beam headlights		£400 ⁴	• ⁴	£400 ⁴	• ⁴
Front lateral airbags	£150 ⁵	£150	£150	•	•
Head-up display		£300 ⁶	• ⁶	£300 ⁶	• ⁶
Security Pack: Video Advanced Emergency Braking System, Collision Alert, Forward Collision Warning. (Only available on Electric Versions)		£810 ⁴	• ⁴	£810 ⁴	• ⁴
Drive Assist Pack: Adaptive cruise control and collision alert, Active Safety Brake (diesel versions only)		£810 ⁷	•	£810 ⁷	•

All Manufacturer's Recommended Basic Prices are exclusive of V.A.T.

* Additional terms & conditions apply to connected services, including customer acceptance of location sharing prior to activation. Subject to subscription - after you have taken delivery of your vehicle, please subscribe on: <https://services-store.citroen.co.uk/>

• Standard.

1 Standard on Electric X versions.

2 Incompatible with Moduwork®. Not available on electric versions. Available only as Special Order on X Pro version.

3 Brings full steel bulkhead with load-through flap under outer passenger seat.

4 Brings camera at top of windscreen.

5 Brings Individual front passenger seat (WAAS) on X Pro version.

6 Included when Drive Assist Pack and Citroën Connect Nav are ordered together.

7 Brings camera at top of windscreen and Front Fog Lights (PR01).

8 Standard when Park Assist 180° (UB07) and Look Pack (PD22) ordered.

9 Standard when Park Assist 180° (UB07), Look Pack (PD22), Drive Assist Pack (RG04) and Security Pack (D403) ordered.

10 Brings interior rear view mirror when ordered with bulkhead with window (PX35 or PX37).

11 Deletes 2 rear roof brackets used for fixing roof bars/roof rack. Brings interior rear view mirror when ordered with bulkhead with window (PX35 or PX37).

12 Brings interior rear view mirror when ordered with glazed rear doors (W005 or W006).

13 Provides an additional 40mm of seat travel and 8.5" of tilt on the driver's seat. Reduces load length by 116mm at a height of 1m from the floor. Brings interior rear view mirror when ordered with glazed rear doors (W005 or W006).

14 Not available on electric versions.

15 Centre section of rear bumper not painted on XL versions. Incompatible with special paint or Xenon headlamps as cannot order both together.

16 Special paint subject to extended lead times.

17 Towing plate and hook included but require fitting prior to delivery. Not available on electric versions.

18 Increases maximum indicative payload by 225 KG.

19 Reduces charging time by approx 3 hours when used in conjunction with an 11KW Tri-phase Wallbox.

20 Not available on electric versions or in conjunction with Towbar with mixed hook (AQ10).

SpeedCam/Danger Zones package

The SpeedCam/Danger Zones package helps you identify situations which require increased attention by sending you both audible and visual alerts (subject to settings). Within the UK the service highlights different types of speed cameras, and red light cameras, as well as accident blackspots. While the service is operational across most of Europe, it adapts as necessary when travelling in different countries to ensure the local laws with respect to Speed Camera identification are followed. This option can be added to your Citroën Connect Nav subscription at any time. Please visit <https://services-store.citroen.co.uk/> to subscribe.

CITROËN DISPATCH & ë-DISPATCH

EQUIPMENT & OPTIONS

Prices effective from 1 November 2021.

	Panel Van			Crew Van	
	X Pro	Enterprise Pro	Driver Pro	Enterprise Pro	Driver Pro
LIGHTING & VISIBILITY					
Electrically folding heated door mirrors with temperature sensor		£100 ⁸	•	£100 ⁸	•
Front fog lights (static)	£120	£120 ⁹	•	£120 ⁹	•
DOORS & WINDOWS					
Fixed side windows in sliding side doors, with noise-reducing tinted glass	£100	£100	£100		
Twin glazed rear doors (opening to 180°) with heated rear windows and wash-wipe	£200 ¹⁰	£200 ¹⁰	£200 ¹⁰	£200 ¹⁰	£200 ¹⁰
Tailgate with heated window and wash-wipe	£200 ¹¹	£200 ¹¹	£200 ¹¹	£200 ¹¹	£200 ¹¹
LOAD CARRYING					
Full steel bulkhead with window and interior rear view mirror	£150 ¹²	£150 ¹²	£150 ¹²		
Full, toughened plastic bulkhead, insulated for sound and temperature, with polycarbonate window and interior rear view mirror	£180 ¹³	£180 ¹³	£180 ¹³		
WHEELS, TYRES & DRIVING CHARACTERISTICS					
Tyre pressure monitor	£50	£50	£50	£50	£50
17 inch 'Curve' bit-tone alloy wheels with Agilis tyres			£100		£100
17 inch 'Curve' alloy wheels with Agilis tyres		£400	•	£400	•
Worksite Pack: 20mm increased ground clearance, 20mm under engine protection plate	£480 ¹⁴	£480 ¹⁴	£480 ¹⁴	£480 ¹⁴	£480 ¹⁴

All Manufacturer's Recommended Basic Prices are exclusive of V.A.T.

* Additional terms & conditions apply to connected services, including customer acceptance of location sharing prior to activation. Subject to subscription - after you have taken delivery of your vehicle, please subscribe on: <https://services-store.citroen.co.uk/>

• Standard.

1 Standard on Electric X versions.

2 Incompatible with Moduwork®. Not available on electric versions. Available only as Special Order on X Pro version.

3 Brings full steel bulkhead with load-through flap under outer passenger seat.

4 Brings camera at top of windscreen.

5 Brings Individual front passenger seat (WAAS) on X Pro version.

6 Included when Drive Assist Pack and Citroën Connect Nav are ordered together.

7 Brings camera at top of windscreen and Front Fog Lights (PR01).

8 Standard when Park Assist 180° (UB07) and Look Pack (PD22) ordered.

9 Standard when Park Assist 180° (UB07), Look Pack (PD22), Drive Assist Pack (RG04) and Security Pack (D403) ordered.

10 Brings interior rear view mirror when ordered with bulkhead with window (PX35 or PX37).

11 Deletes 2 rear roof brackets used for fixing roof bars/roof rack. Brings interior rear view mirror when ordered with bulkhead with window (PX35 or PX37).

12 Brings interior rear view mirror when ordered with glazed rear doors (W005 or W006).

13 Provides an additional 40mm of seat travel and 8.5° of tilt on the driver's seat. Reduces load length by 116mm at a height of 1m from the floor. Brings interior rear view mirror when ordered with glazed rear doors (W005 or W006).

14 Not available on electric versions.

15 Centre section of rear bumper not painted on XL versions. Incompatible with special paint or Xenon headlamps as cannot order both together.

16 Special paint subject to extended lead times.

17 Towing plate and hook included but require fitting prior to delivery. Not available on electric versions.

18 Increases maximum indicative payload by 225 KG.

19 Reduces charging time by approx 3 hours when used in conjunction with an 11KW Tri-phase Wallbox.

20 Not available on electric versions or in conjunction with Towbar with mixed hook (AQ10).

SpeedCam/Danger Zones package

The SpeedCam/Danger Zones package helps you identify situations which require increased attention by sending you both audible and visual alerts (subject to settings). Within the UK the service highlights different types of speed cameras, and red light cameras, as well as accident blackspots. While the service is operational across most of Europe, it adapts as necessary when travelling in different countries to ensure the local laws with respect to Speed Camera identification are followed. This option can be added to your Citroën Connect Nav subscription at any time. Please visit <https://services-store.citroen.co.uk/> to subscribe.

CITROËN DISPATCH & ë-DISPATCH

EQUIPMENT & OPTIONS

Prices effective from 1 November 2021.

	Panel Van			Crew Van	
	X Pro	Enterprise Pro	Driver Pro	Enterprise Pro	Driver Pro
EXTERIOR STYLE					
Look Pack: body colour front and rear bumpers, side rubbing strips and exterior door handles, with front fog lights and LED daytime running lights		£450 ¹⁵	● ¹⁵	£450 ¹⁵	● ¹⁵
Metallic paint	£460	£460	●	£460	●
Special Paint	£670 ¹⁶	£670 ¹⁶		£670 ¹⁶	
TOWING					
Towbar with mixed hook, 13 pin connector and Trailer Sway Mitigation	£400 ¹⁷	£400 ¹⁷	£400 ¹⁷	£400 ¹⁷	£400 ¹⁷
ELECTRIC VEHICLE SPECIFIC					
Mode 3 charging cable (for wallbox)		●	●	●	
Upgraded payload pack (only available on electric versions fitted with the 50KWh battery)		£500 ¹⁸			
11KW Tri-phase On Board Charger (Electric vehicles only)		£300 ¹⁹	£300 ¹⁹	£300 ¹⁹	
Security Pack: Video Advanced Emergency Braking System, Collision Alert, Forward Collision Warning (Only available on Electric Versions)		£810	●	£810	
CONVERTING EQUIPMENT					
Upgraded battery and alternator (L3 720 battery, class 18 alternator)	£90	£90	£90	£90	£90
Conversion interface box - Only for use for electrical connections for integral elements of a vehicle conversion	£90 ²⁰	£90 ²⁰	£90 ²⁰	£90 ²⁰	£90 ²⁰

All Manufacturer's Recommended Basic Prices are exclusive of V.A.T.

* Additional terms & conditions apply to connected services, including customer acceptance of location sharing prior to activation. Subject to subscription - after you have taken delivery of your vehicle, please subscribe on: <https://services-store.citroen.co.uk/>

- Standard.

1 Standard on Electric X versions.

2 Incompatible with Moduwork®. Not available on electric versions. Available only as Special Order on X Pro version.

3 Brings full steel bulkhead with load-through flap under outer passenger seat.

4 Brings camera at top of windscreen.

5 Brings Individual front passenger seat (WAAS) on X Pro version.

6 Included when Drive Assist Pack and Citroën Connect Nav are ordered together.

7 Brings camera at top of windscreen and Front Fog Lights (PR01).

8 Standard when Park Assist 180° (UB07) and Look Pack (PD22) ordered.

9 Standard when Park Assist 180° (UB07), Look Pack (PD22), Drive Assist Pack (RG04) and Security Pack (D403) ordered.

10 Brings interior rear view mirror when ordered with bulkhead with window (PX35 or PX37).

11 Deletes 2 rear roof brackets used for fixing roof bars/roof rack. Brings interior rear view mirror when ordered with bulkhead with window (PX35 or PX37).

12 Brings interior rear view mirror when ordered with glazed rear doors (W005 or W006).

13 Provides an additional 40mm of seat travel and 8.5" of tilt on the driver's seat. Reduces load length by 116mm at a height of 1m from the floor. Brings interior rear view mirror when ordered with glazed rear doors (W005 or W006).

14 Not available on electric versions.

15 Centre section of rear bumper not painted on XL versions. Incompatible with special paint or Xenon headlamps as cannot order both together.

16 Special paint subject to extended lead times.

17 Towing plate and hook included but require fitting prior to delivery. Not available on electric versions.

18 Increases maximum indicative payload by 225 KG.

19 Reduces charging time by approx 3 hours when used in conjunction with an 11KW Tri-phase Wallbox.

20 Not available on electric versions or in conjunction with Towbar with mixed hook (AQ10).

SpeedCam/Danger Zones package

The SpeedCam/Danger Zones package helps you identify situations which require increased attention by sending you both audible and visual alerts (subject to settings). Within the UK the service highlights different types of speed cameras, and red light cameras, as well as accident blackspots. While the service is operational across most of Europe, it adapts as necessary when travelling in different countries to ensure the local laws with respect to Speed Camera identification are followed. This option can be added to your Citroën Connect Nav subscription at any time. Please visit <https://services-store.citroen.co.uk/> to subscribe.



CITROËN DISPATCH VAN

PRICES, EQUIPMENT AND TECHNICAL SPECIFICATION

MY22

NOVEMBER 2021

INSPIRED BY YOU

1. CHOOSE YOUR LEVEL - PANEL VAN

X PRO

Safety & Security

ESC with Hill Start Assist, ABS braking including EBA and EBFD
Remote central locking with deadlocking and separate locking for cab
Automatic fuel cut-off & door unlocking in event of accident
Full steel bulkhead
Daytime running lights



Seating

Driver's seat with height, rake, reach and lumbar adjustment
Driver's seat armrest
Dual passenger bench seat with storage tray

Technology & Entertainment

DAB radio with Bluetooth® handsfree and USB socket
Citroën Connect Box with Emergency & Assistance system

Comfort & Convenience

Front electric windows with 'one-touch' operation and anti-pinch
Electrically adjustable heated door mirrors
12v socket in cabin and load area
Cruise control with variable speed limiter
Full size steel spare wheel

Exterior Features

Side rubbing strips
16 inch steel wheels with black centre cap
Twin unglazed rear doors (opening to 180°)
Twin sliding side doors



ENTERPRISE PRO

(IN ADDITION TO X PRO)

Comfort & Convenience

Air conditioning
Rear parking sensors
Laminated acoustic windscreen

Safety & Security

Full steel bulkhead with Moduwork® load-through flap under outer passenger seat
Alarm

Seating

Moduwork® dual passenger bench seat with fold-up outer seat, fold-down writing table in central seat back and storage under squab of central passenger seat

Lighting and Visibility

Automatic lights
Automatic windscreen wipers



Technology & Entertainment

7" Colour touchscreen with Citroën Connect DAB radio, Bluetooth® handsfree, USB socket, bituner, Apple CarPlay™, Android Auto and coffee break alert (indicating 2 hours' continuous driving)

DRIVER PRO

(IN ADDITION TO ENTERPRISE PRO)

Comfort & Convenience

Leather gear lever with leather multi-function steering wheel
Electrically folding heated door mirrors
Park Assist 180°: Front and rear parking sensors with blindspot monitoring and Visio Park 180° rear parking camera

Lighting and Visibility

Front fog lights
LED daytime running lights

Exterior Features

17 inch 'Curve' alloy wheels
Look Pack: body colour front and rear bumpers, side rubbing strips and exterior door handles
Metallic Paint

Technology & Entertainment

Citroën Connect Nav:
- Automatic connection via Citroën Connect Box. If not, data connection must be provided by tethering a smartphone
- Includes 3 year free subscription to Real Time Traffic subscribe via the Citroën Services Store.



Safety & Security

Head-up display
Safety Pack: lane departure warning, speed limit recognition, intelligent speed adaptation, driver attention alert and smart beam headlights
Drive Assist Pack: adaptive cruise control, collision alert, and active safety brake (adaptive cruise control only on diesel versions)
Electronic Handbrake

1. CHOOSE YOUR LEVEL - CREW VAN

The Dispatch Van also offers the option to have a Crew Van for those who want the versatility to decide between carrying up to six people, whilst also having a large and adaptable cargo area.

ENTERPRISE PRO CREW VAN

Safety & Security

- Alarm
- Front lateral airbags
- Front driver and passenger airbags
- ESC with Hill Start Assist, ABS braking including EBA and EBFD
- Remote central locking with deadlocking.
- Selective cab and load area locking via 3-button plip remote control key
- Full, toughened plastic bulkhead with polycarbonate window, fixed behind row 2 seats, insulated for sound and temperature

Comfort & Convenience

- Air conditioning
- Rear parking sensors
- Electrically adjustable heated door mirrors
- Cruise control with variable speed limiter
- Front electric windows with 'one-touch' operation
- Full size steel spare wheel
- 12 volt sockets (cabin & cargo area)

Technology & Entertainment

- 7" colour touchscreen with Citroën Connect DAB radio, Bluetooth® handsfree, USB socket, bi-tuner, Apple CarPlay™, Android Auto and coffee break alert (indicating 2 hours' continuous driving)
- Citroën Connect Box with Emergency & Assistance system

Lighting & Visibility

- Automatic lights
- Automatic windscreen wipers

Exterior Features

- Side rubbing strips
- Fixed side windows in row 2 with noise-reducing, dark tinted glass (to approx. 70% opacity)
- Twin unglazed rear doors (opening to 180°)
- 16 inch steel wheels

Seating

- Driver's seat with height, rake, reach, and lumbar adjustment
- Driver's seat armrest
- Dual front passenger bench seat with under-seat storage tray
- Three-seat bench in row 2 with under-seat storage



DRIVER PRO CREW VAN

IN ADDITION TO ENTERPRISE PRO

Safety & Security

- Head-up display
- Safety Pack: lane departure warning system, speed limit recognition, intelligent speed adaptation, driver attention alert, and smart beam headlights
- Drive Assist Pack: adaptive cruise control, collision alert, and active safety brake
- Electronic Handbrake

Comfort & Convenience

- Leather gear lever with leather multi-function steering wheel
- Electrically folding heated door mirrors
- Park Assist 180°: front and rear parking sensors with blindspot monitoring and Visio Park 180° rear parking camera

Technology & Entertainment

- Citroën Connect Nav:
 - Automatic connection via Citroën Connect Box. If not, data connection must be provided by tethering a smartphone
 - Includes 3 year free subscription to live services, subscribe via the Citroën Services Store.

Lighting & Visibility

- Front fog lights
- LED daytime running lights

Exterior Features

- 17 inch 'Curve' alloy wheels
- Look Pack: body colour front and rear bumpers, side rubbing strips, exterior door handles
- Metallic Paint



2. CHOOSE YOUR VERSION

Body Style & Trim Level	Length	Version	HP	Insurance Group	Load Length (mm)	Maximum Indicative Payload (kg)	Load space (m3)*	Gross Vehicle Weight (kg)	WLTP CO2 g/km**	LCDV Code	Basic M.R.R.P.	V.A.T.	Total M.R.R.P.	On The Road M.R.R.P.
Panel Van X Pro	M	Dispatch BlueHDi 100 S&S 6-speed manual 1000	100	37A	2512	1109	5.3	2695	174	2CK0F2HPQKTOA0F0	£22,995	£4,599	£27,594	£28,714
Panel Van Enterprise Pro	XS	Dispatch BlueHDi 100 S&S 6-speed manual 1000	100	35E	2162	1154	4.6	2695	174	2CK0F1NPQKTOA0F0	£23,480	£4,696	£28,176	£29,296
	XS	e-Dispatch 50 kWh Auto 1000	136	40E	2162	1002	4.6	2840	0	2CK0F1NESFTOA0F0	£34,250	£6,850	£41,100	£41,945
	M	Dispatch BlueHDi 100 S&S 6-speed manual 1000	100	36E	2512	1109	5.3	2695	174	2CK0F2NPQKTOA0F0	£24,180	£4,836	£29,016	£30,136
	M	Dispatch BlueHDi 145 S&S 6-speed manual 1400	145	40E	2512	1446	5.3	3100	193	2CK0F2NPEKTOA0F0	£25,380	£5,076	£30,456	£31,576
	M	Dispatch BlueHDi 145 S&S EAT8 Auto 1400	145	40E	2512	1412	5.3	3100	196	2CK0F2NPE1TOA0F0	£26,680	£5,336	£32,016	£33,136
	M	e-Dispatch 50 kWh Auto 1000	136	40E	2512	1001	5.3	2875	0	2CK0F2NESFTOA0F0	£34,950	£6,990	£41,940	£42,785
	M	e-Dispatch 75 kWh Auto 1000	136	41E	2512	1000	5.3	3025	0	2CK0F2NEZFTOA0F0	£38,150	£7,630	£45,780	£46,625
	XL	Dispatch BlueHDi 100 S&S 6-speed manual 1000	100	36E	2862	1160	6.1	2830	180	2CK0F3NPQKTOA0F0	£25,080	£5,016	£30,096	£31,216
	XL	Dispatch BlueHDi 145 S&S 6-speed manual 1400	145	40E	2862	1408	6.1	3100	195	2CK0F3NPEKTOA0F0	£26,280	£5,256	£31,536	£32,656
	XL	Dispatch BlueHDi 145 S&S EAT8 Auto 1400	145	40E	2862	1393	6.1	3100	198	2CK0F3NPE1TOA0F0	£27,580	£5,516	£33,096	£34,216
Panel Van Driver Pro	M	Dispatch BlueHDi 120 S&S 6-speed manual 1000	120	32E	2512	1108	5.3	2695	176	2CK0F2TPPKTOA0F0	£28,610	£5,722	£34,332	£35,452
	M	Dispatch BlueHDi 145 S&S 6-speed manual 1400	147	36E	2512	1446	5.3	3100	195	2CK0F2TPEKTOA0F0	£29,010	£5,802	£34,812	£35,932
	M	Dispatch BlueHDi 180 S&S EAT8 Auto 1400	174	38E	2512	1398	5.3	3100	196	2CK0F2TPM1TOA0F0	£32,510	£6,502	£39,012	£40,132
	M	e-Dispatch 75 kWh Auto 1000	136	36E	2512	1000	5.3	3025	0	2CK0F2TEZFTOA0F0	£41,380	£8,276	£49,656	£50,501
	XL	Dispatch BlueHDi 145 S&S 6-speed manual 1400	145	36E	2862	1408	6.1	3100	197	2CK0F3TPEKTOA0F0	£29,910	£5,982	£35,892	£37,012
	XL	Dispatch BlueHDi 180 S&S EAT8 Auto 1400	174	38E	2862	1398	6.1	3100	198	2CK0F3TPM1TOA0F0	£33,410	£6,682	£40,092	£41,212
Crew Van Enterprise Pro	M	Dispatch BlueHDi 145 S&S 6-speed manual 1200	145	39E	2017	1260	3.2	3030	195	2CK0F7NPEKTOA0F0	£28,300	£5,660	£33,960	£35,080
	M	e-Dispatch 75 kWh Auto 1000	136	42E	2017	1004	3.2	3090	0	2CK0F7NEZFTOA0F0	£41,070	£8,214	£49,284	£50,129
	XL	Dispatch BlueHDi 145 S&S 6-speed manual 1200	145	39E	2365	1260	4	3030	196	2CK0FLNPEKTOA0F0	£29,200	£5,840	£35,040	£36,160
Crew Van Driver Pro	M	Dispatch BlueHDi 145 S&S 6-speed manual 1200	147	35E	2017	1260	3.2	3030	197	2CK0F7TPEKTOA0F0	£31,930	£6,386	£38,316	£39,436
	M	Dispatch BlueHDi 180 S&S EAT8 Auto 1300	174	38E	2365	1330	3.2	3100	198	2CK0F7TPM1TOA0F0	£35,430	£7,086	£42,516	£43,636

*Enterprise Pro and Driver Pro versions benefit from the Moduwork® seat which provides an additional load length of 1162mm and increases the load volume by 0.5m3

** WLTP figures shown are for comparison purposes and should only be compared to the fuel consumption and CO2 values of other vans tested to the same technical standard. The fuel consumption achieved, and CO2 produced, in real world conditions will depend upon a number of factors including, but not limited to: the accessories fitted (pre and post registration); variations in weather; driving styles and vehicle load. The WLTP (Worldwide Harmonised Light Vehicles Test Procedure) is used to measure fuel consumption and CO2 figures.

Legal notice ELECTRIC VEHICLES:

(1) The range and electric consumption figures mentioned comply with the WLTP test procedure, on the basis of which new vehicles are type approved from 1 September 2018. They may vary depending on actual conditions of use and on different factors such as : speed, thermal comfort on board the vehicle, driving style and outside temperature. The charging time depends in particular on the power of the charger on board the vehicle, the charging cable and the type and power of the charging station used. Please contact your dealer for further information. For more information [refer to the website that each of the Brands has put in place to explain the WLTP.]



2. ELECTRIC VAN PRICING BREAKDOWN

To make the pricing of our fantastic e-Dispatch vans as simple as possible, we have provided a basic breakdown below. Please note that the Plug in Van Grant is applied to the Base Vehicle Price (incl. VAT) including any manufacturer discounts. We have not included any manufacturer discounts in the breakdown below, as the prices are subject to change based upon any discounts being offered at the time. Please contact your local Dealership to find out about any manufacturer promotions which many impact the amount of PIVG that you can receive, and therefore the overall price of the vehicle.

	Length	Version	Maximum Indicative Payload (kg)	Load space (m3) *	Gross Vehicle Weight (kg)	WLTP CO2 g/km	LCDV Code	Basic M.R.R.P.	V.A.T.	Total M.R.R.P.	Government Grant* * *	Basic Price after PIVG	Total Retail Price after PIVG	OTR Price after PIVG
Panel Van Enterprise Pro	XS	e-Dispatch 50 kWh Auto 1000	1002	4.6	2840	0	2CK0F1NESFT0A0F0	£34,250	£6,850	£41,100	£6,000	£28,250	£35,100	£35,945
Panel Van Enterprise Pro	M	e-Dispatch 50 kWh Auto 1000	1001	5.3	2875	0	2CK0F2NESFT0A0F0	£34,950	£6,990	£41,940	£6,000	£28,950	£35,940	£36,785
Panel Van Enterprise Pro	M	e-Dispatch 75 kWh Auto 1000	1000	5.3	3025	0	2CK0F2NEZFT0A0F0	£38,150	£7,630	£45,780	£6,000	£32,150	£39,780	£40,625
Panel Van Enterprise Pro	XL	e-Dispatch 50 kWh Auto 1000	1003	6.1	2905	0	2CK0F3NESFT0A0F0	£35,850	£7,170	£43,020	£6,000	£29,850	£37,020	£37,865
Panel Van Enterprise Pro	XL	e-Dispatch 75 kWh Auto 1000	1002	6.1	3055	0	2CK0F3NEZFT0A0F0	£39,050	£7,810	£46,860	£6,000	£33,050	£40,860	£41,705
Panel Van Driver Pro	M	e-Dispatch 75 kWh Auto 1000	1000	5.3	3025	0	2CK0F2TEZFT0A0F0	£41,380	£8,276	£49,656	£6,000	£35,380	£43,656	£44,501
Crew Van Enterprise Pro	M	e-Dispatch 75 kWh Auto 1000	1004	3.2	3090	0	2CK0F7NEZFT0A0F0	£41,070	£8,214	£49,284	£6,000	£35,070	£43,284	£44,129

* Enterprise Pro and Driver Pro versions benefit from the Moduwork® seat which provides an additional load length of 1162mm and increases the load volume by 0.5m³.

* * * The Government PIVG is worked out at 35% of the Base Vehicle Price (incl. VAT) and including any discounts applied up to a maximum of £6,000.

Legal notice ELECTRIC VEHICLES:

(1) The range and electric consumption figures mentioned comply with the WLTP test procedure, on the basis of which new vehicles are type approved from 1 September 2018. They may vary depending on actual conditions of use and on different factors such as : speed, thermal comfort on board the vehicle, driving style and outside temperature. The charging time depends in particular on the power of the charger on board the vehicle, the charging cable and the type and power of the charging station used. Please contact your dealer for further information. For more information [refer to the website that each of the Brands has put in place to explain the WLTP.]

3. CHOOSE YOUR PAINT COLOUR AND UPHOLSTERY

BODY COLOURS

All versions					
Flat colours	Metallic colours			Special colours^	
Polar White	Cumulus Grey	Platinum Grey	Perla Nera Black	Passion Red*	Imperial Blue*
P0W/P	M0F4	M0VL	M09V	E0X9	E04P
●	○	○	○	○	○
-	£460 + VAT			£670 + VAT	

- Standard
- Cost option on X Pro / Enterprise Pro. No cost option on Driver Pro
- * Passion Red/Imperial Blue not available on Driver Pro
- ^ Special paint subject to extended lead times and is not available on Driver Pro



CUMULUS GREY (M)



PLATINUM GREY (M)



PERLA NERA BLACK (M)



POLAR WHITE (F)



PASSION RED (S) (P)



IMPERIAL BLUE (S) (P)

INTERIOR TRIM

Panel Van versions	Crew Van versions
Seat trim - Grey 'Mica' cloth/ vinyl (OVFX)	Seat trim - Grey 'Mica' cloth (43FT)



WHEELS



16 inch steel wheel with black centre cap



17 inch steel wheel with black centre cap



17 inch 'Curve' alloy wheel Standard on Driver Pro



17 inch 'Curve' alloy wheel Option on Driver Pro

4. STANDARD EQUIPMENT BY VERSION

EQUIPMENT	PANEL VAN			CREW VAN	
	X PRO	ENTERPRISE PRO	DRIVER PRO	ENTERPRISE PRO	DRIVER PRO
TECHNOLOGY AND ENTERTAINMENT					
DAB Radio with Bluetooth® handsfree and USB socket	●	-	-	-	-
7" Colour touchscreen with Citroën Connect DAB radio, Bluetooth® handsfree, USB socket, bi-tuner, Apple CarPlay™, Android Auto and coffee break alert (indicating 2 hours' continuous driving)	-	●	-	●	-
7" Colour touchscreen with Citroën Connect Navigation & DAB radio, Bluetooth® handsfree, USB socket, bi-tuner, Apple CarPlay™, Android Auto and coffee break alert (indicating 2 hours' continuous driving)	-	○	●	○	●
Citroën Connect Box with Emergency & Assistance system	●	●	●	●	●
3 year subscription to Connected Navigation Pack, including Real Time Traffic & Speedcam*^	-	○	●	○	●
COMFORT AND CONVENIENCE					
Front electric windows with 'one-touch' operation and anti-pinch	●	●	●	●	●
Air conditioning	○	●	●	●	●
Rear parking sensors	○	●	●	●	●
Park Assist 180°: Front and rear parking sensors with blind spot monitoring system and Visio Park 180° (rear camera image and zoom displayed on touchscreen)	-	○	●	○	●
12 volt socket in cabin	●	●	●	●	●
12 volt socket in cargo area	●	●	●	●	●
Height and reach adjustable steering wheel	●	●	●	●	●
Leather gear lever with leather multi-function steering wheel	-	○	●	○	●
SAFETY AND SECURITY					
Safety Pack: Lane Departure Warning System, speed limit recognition, intelligent speed adaptation, driver attention alert, smart beam headlights	-	○	●	○	●
Head-up display	-	-	●	-	●
Electric Parking Brake (Standard on Electric Versions and Driver BlueHDi 145 and EAT 8 Auto Versions only)	-	-	●	-	●
Drive Assist Pack: Adaptive cruise control and collision alert, Active Safety Brake (Not available on Electric Versions)	-	○	●	○	●
Security Pack: Video Advanced Emergency Braking System, Collision Alert, Forward Collision Warning (Only available on Electric Versions)	-	○	●	○	-
Electronic Stability Control and ABS with Hill Start Assist, EBA and EBFd	●	●	●	●	●
Cruise control with programmable speed limiter	●	●	●	●	●
Perimetric and volumetric, Thatcham category 1 approved alarm	-	●	●	●	●
Remote central locking with deadlocking. Selective cab and load area locking via 3-button plip remote control key (x2)	●	●	●	●	●
Dashboard mounted central locking push button and auto locking above 7mph	●	●	●	●	●
Rolling code transponder immobiliser (Thatcham approved)	●	●	●	●	●
Visible VIN at base of windscreen	●	●	●	●	●
Lockable fuel cap	●	●	●	●	●
Automatic fuel cut-off & door unlocking in event of accident	●	●	●	●	●
Driver and front passengers' airbags with passengers' airbag deactivate switch	●	●	●	●	●
Front lateral airbags	○	○	○	●	●
Height-adjustable 3-point pre-tensioner seat belts with force limiter (central seatbelt on dual passenger seat not height-adjustable & no pre-tensioner)	●	●	●	●	●
Unfastened seat belt warning for driver, front passengers (with dual bench or single passenger seat). Also row 2 on Crew Van	●	●	●	●	●
LIGHTING AND VISIBILITY					
Height adjustable halogen headlights with integrated daytime running lights (DRL's)	●	●	●	●	●
High level third brake light	●	●	●	●	●
Two-speed and intermittent front wipers	●	●	●	●	●
Electrically adjustable heated door mirrors	●	●	●	●	●
Manually folding door mirrors	●	●	-	●	-
Electrically folding heated door mirrors with temperature sensor (Painted Black as standard)	-	○	●	○	●
Visibility Pack: automatic lights and windscreen wipers	-	●	●	●	●
Front fog lights (static)	○	○	●	○	●

● Standard ○ Cost option - Not available

EQUIPMENT	PANEL VAN			CREW VAN	
	X PRO	ENTERPRISE PRO	DRIVER PRO	ENTERPRISE PRO	DRIVER PRO
DOORS & WINDOWS					
Twin unglazed rear doors, opening to 180°	●	●	●	●	●
Twin sliding side doors (manually operated)	●	●	●	●	●
Laminated windscreen	●	-	-	-	-
Laminated acoustic windscreen	-	●	●	●	●
Front windows tinted to 30% opacity	●	●	●	●	●
Fixed side windows in Row 2 with noise-reducing, dark tinted glass (to approx. 70% opacity)	-	-	-	●	●
Fixed side windows with noise-reducing tinted glass (to approx. 30% opacity)	○	○	○	-	-
SEATING					
Driver's seat height, rake and reach adjustable with lumbar adjustment and armrest	●	●	●	●	●
Front seats with height-adjustable head restraints	●	●	●	●	●
Single passenger seat rake and reach adjustable	-	-	○	○	○
Dual front passenger bench seat with under-seat storage tray	●	-	-	●	●
Moduwork®: dual passenger bench seat with fold-up outer seat, fold-down writing table in central seat back and storage under central seat	○	●	●	-	-
Three-seat bench in row 2 with two armrests and under-seat storage	-	-	-	●	●
INTERIOR FEATURES, STORAGE, AND LOAD CARRYING					
Dashboard storage areas	●	●	●	●	●
Closed upper and open lower glove boxes	●	●	●	●	●
Front door pockets with 1.5l bottle holders	●	●	●	●	●
Cup holders for driver and passenger, at top of dashboard	●	●	●	●	●
Storage tray under front passenger seats	●	-	-	●	●
Storage under squab of central passenger seat	-	●	●	-	-
Storage under Row 2 passenger seats	-	-	-	●	●
Hard plastic floor protection in cabin	●	●	●	●	●
Full steel bulkhead (Interior rear view mirror only included if has glazed bulkhead and glazed rear doors or tailgate)	●	-	-	-	-
Full steel bulkhead with Moduwork® load-through flap under outer passenger seat(Interior rear view mirror only included if has glazed bulkhead and glazed rear doors or tailgate)	-	●	●	-	-
Full, toughened plastic bulkhead with polycarbonate window, fixed behind Row 2 seats, insulated for sound and temperature	-	-	-	●	●
Load tie-down hooks in cargo area (6 in XS and M versions, 8 in XL versions)	●	●	●	●	●
WHEELS, TYRES AND EXTERIOR STYLE					
Full size steel spare wheel	●	●	●	●	●
16 inch steel wheels with black centre cap- 215/65 R16	●	●	-	●	-
17 inch Curve alloy wheels with Agilis Tyres - 215/60 R17	-	○	●	○	●
Locking wheel nuts (included when optional alloy wheels specified)	-	○	●	○	●
Worksite Pack : 20mm increased ground clearance, 20mm thick under engine protection plate	○	○	○	○	○
Black front and rear bumpers, side rubbing strips, exterior door handles and door mirrors	●	●	-	●	-
Look Pack: body colour front and rear bumpers, side rubbing strips and exterior door handles, with front fog lights and LED daytime running lights (Centre section of rear bumper not painted on X versions. Incompatible with Passion Red or special paint).	-	○	●	○	●
Metallic Paint	○	○	●	○	●
INSTRUMENTS					
Rev counter with maintenance and gear efficiency (GEI) indicators (diesel versions)	●	●	●	●	●
Multi-function on-board trip computer	●	●	●	●	●
Door opening warning and audible lights-on warning	●	●	●	●	●
TOWING					
Preparation for towbar: wiring and connector for towbar interface	●	●	●	●	●
ELECTRIC VEHICLE SPECIFIC					
Mode 3 charging cable - 6 meters (for use with wallbox)	-	●	●	●	-
Remote temperature pre-conditioning (requires e-Remote Control service subscription - free of charge)	-	●	●	●	-
AVAS: Acoustic Vehicle Alerting System. Generates a sound when travelling at low speed, audible outside the vehicle for pedestrian safety	-	●	●	●	-

● Standard ○ Cost option - Not available

4. OPTIONAL EQUIPMENT BY VERSION							
EQUIPMENT	COMMENTS	OPTION CODE	PANEL VAN			CREW VAN	
			X PRO	ENTERPRISE PRO	DRIVER PRO	ENTERPRISE PRO	DRIVER PRO
TECHNOLOGY AND ENTERTAINMENT							
7" Colour touchscreen with Citroën Connect Navigation & DAB radio, Bluetooth® handsfree, USB socket, bituner, Apple CarPlay™, Android Auto and coffee break alert (indicating 2 hours' continuous driving) - Includes Real Time Traffic updates and SpeedCam subscription - 3 year subscription * ^		WLX7	-	£600	●	£600	●
COMFORT AND CONVENIENCE							
Air conditioning		RE01	£800	●	●	●	●
Automatic dual zone air conditioning		RE07	-	£300	£300	£300	£300
Rear parking sensors		UB01	£200	●	●	●	●
Park Assist 180°	Front and rear parking sensors with blind spot monitoring system and Visio Park 180° (rear camera image and zoom displayed on touchscreen). Brings in HU02	UB07	-	£700	●	£700	●
Retractable rear side window blinds		UD03	-	-	-	£75	£75
Leather gear lever with leather multi-function steering wheel		VH04	-	£200	●	£200	●
Keyless entry / start & multi function steering wheel		YD01	-	£350	£350	-	-
SEATING							
Individual front passenger seat with armrest. Height adjustable driver's seat with lumbar adjustment and armrest.	Incompatible with Moduwork®. Not available on electric versions. Available only as Special Order on X Pro version	WAAS	-	-	£0	-	-
Individual front passenger seat with armrest. Height adjustable driver's seat with lumbar adjustment and armrest.		WAA0	-	-	-	£0	£0
Moduwork®: dual passenger bench seat with fold-up outer seat, fold-down writing table in central seat back and storage under central seat. Height adjustable driver's seat with lumbar adjustment and armrest.	Brings full steel bulkhead with load-through flap under outer passenger seat	WAAT	£425	●	●	-	-
SAFETY & SECURITY							
Safety Pack: Lane Departure Warning System, speed limit recognition, intelligent speed adaptation, driver attention alert, smart beam headlights	Brings camera at top of windscreen	LI01	-	£400	●	£400	●
Front lateral airbags	Brings Individual front passenger seat (WAAS) on X Pro version	NF10	£150	£150	£150	●	●
Security Pack: Video Advanced Emergency Braking System, Collision Alert, Forward Collision Warning. (Only available on Electric Versions)		D403	-	£810	●	£810	-
Drive Assist Pack: Adaptive cruise control and collision alert, Active Safety Brake (diesel versions only)	Brings camera at top of windscreen and Front Fog Lights (PR06)	RG04	-	£810	●	£810	●

*Additional terms & conditions apply to connected services, including customer acceptance of location sharing prior to activation.

^Subject to subscription - after you have taken delivery of your vehicle, please subscribe on: <https://services-store.citroen.co.uk/>

● Standard - - Not available ALL PRICES ARE SUBJECT TO VAT

EQUIPMENT	COMMENTS	OPTION CODE	PANEL VAN			CREW VAN	
			X PRO	ENTERPRISE PRO	DRIVER PRO	ENTERPRISE PRO	DRIVER PRO
LIGHTING AND VISIBILITY							
Electrically folding heated door mirrors with temperature sensor	Standard when UB07/PD22 ordered	HU02	-	£100	●	£100	●
Front fog lights (static)	Standard when UB07/PD22/RG04/D403 ordered	PR06	£120	£120	●	£120	●
DOORS AND WINDOWS							
Fixed side windows in sliding side doors, with noise-reducing tinted glas:	Approx. 30% opacity	VG07	£100	£100	£100	-	-
Twin glazed rear doors (opening to 180°) with heated rear windows and wash-wipe	Brings interior rear view mirror when ordered with PX35 or PX37	WO05	£200	£200	£200	£200	£200
Tailgate with heated window and wash-wipe	Deletes 2 rear roof brackets used for fixing roof bars / roof rack. Brings interior rear view mirror when ordered with PX35 or PX37	WO06	£200	£200	£200	£200	£200
LOAD CARRYING							
Full steel bulkhead with window	Brings interior rear view mirror when ordered with WO05 or WO06	PX35	£150	£150	£150	-	-
Full, toughened plastic bulkhead, insulated for sound and temperature, with polycarbonate window	Provides an additional 40mm of seat travel and 8.5° of tilt on the driver's seat. Reduces load length by 116mm at a height of 1m from the floor. Brings interior rear view mirror when ordered with WO05 or WO06	PX37	£180	£180	£180	-	-
WHEELS, TYRES AND DRIVING CHARACTERISTICS							
Tyre pressure monitor		UE05	£50	£50	£50	£50	£50
17 inch Curve alloy wheels with Agilis Tyres - 215/60 R17		ZHJP	-	£400	●	£400	●
17 inch 'Curve' bi-tone alloy wheels with Agilis tyres - 215/60 R17		ZHCN	-	-	£100	-	£100
Worksite Pack : 20mm increased ground clearance, 20mm under engine protection plate	Not available on electric versions	GA04	£480	£480	£480	£480	£480
Upgraded payload pack (only available on electric versions fitted with the 50KWh battery)	Only available on electric versions fitted with the 50KWh battery. Increases maximum indicative payload by 225 KG	CZ02	-	£500	-	-	-
11KW Tri-phase On Board Charger (Electric vehicles only). Offers faster charging only where three-phase power is available. Note: We do not recommend this option unless you intend to charge your e-Dispatch primarily from a source connected to three-phase power (unlikely if a home charge point). Using this charger in conjunction with a single-phase power source will actually charge your vehicle more slowly than the standard 7 kW single-phase onboard charger.		LZ04	-	£300	£300	£300	-
EXTERIOR STYLE							
Look Pack: body colour front and rear bumpers, side rubbing strips and exterior door handles, with front fog lights and LED daytime running lights	Centre section of rear bumper not painted on XL versions. Incompatible with special paint	PD22/ PD69	-	£450	●	£450	●
Metalllic paint		OMM0	£460	£460	●	£460	●
Special Paint	Special paint subject to extended lead times	OME0	£670	£670	-	£670	-
TOWING							
Towbar with mixed hook, 13 pin connector and Trailer Sway Mitigation	Towing plate and hook included but require fitting prior to delivery. Not available on electric versions	AQ10	£400	£400	£400	£400	£400
CONVERTER EQUIPMENT							
Upgraded battery and alternator (L3 720 battery, class 18 alternator)		BQ01	£90	£90	£90	£90	£90
Conversion interface box - Only for use for electrical connections for integral elements of a vehicle conversion	Not available on electric versions or in conjunction with AQ10	QC01	£90	£90	£90	£90	£90
			● Standard - Not available ALL PRICES ARE SUBJECT TO VAT				

SpeedCam package
The SpeedCam package helps you identify situations which require increased attention by sending you both audible and visual alerts (subject to settings). Within the UK the service highlights different types of speed cameras, and red light cameras, as well as accident blackspots. While the service is operational across most of Europe, it adapts as necessary when travelling in different countries to ensure the local laws with respect to Speed Camera identification are followed.
This option can be added to your Citroën Connect Nav subscription at any time. Please visit <https://services-store.citroen.co.uk/> to subscribe

Citroën Connected Services
Vehicles equipped with the Citroën Connect box, have an embedded SIM card. So as well as the safety features of this system, a range of other 'connected services' which require data transmission, can be offered on a subscription basis.

- **Telemaintenance:** proactive monitoring of your vehicle & contact when something needs attention
- **Real Time Traffic & Speedcam:** live data to enhance the Citroën Connect Nav system
- **E-Remote Control:** remote management of electric vehicle charging & temperature

Service availability depends on the hardware on each vehicle. To see if your vehicle is eligible for any services and subscribe, log in or create an account on <https://services-store.Citroën.co.uk/>

6. ENGINE INFORMATION

	BlueHDi 100 S&S	BlueHDi 120 S&S	BlueHDi 145 S&S	BlueHDi 145 S&S EAT8 Auto	BlueHDi 180 S&S EAT8 Auto
ENGINE					
Capacity (cc)	1499		1997		
Cylinders / Valves	4 / 16				
Max power CEE (kW (hp)/rpm)	75 (102) /3500	88 (120) / 3500	106 (144) / 3750	106 (144) /3750	130 (177) / 3750
Max torque CEE (Nm (lb/ft)/rpm)	270 (199) /1600	270 (199)/ 1750	340 (251) / 2000	370 (273)/ 2000	400 (295) / 2000
Bore and stroke (mm)	75 x 84.8	75 x 84.8	85 x 88	85 x 88	85 x 88
Fuel system	Diesel - High pressure turbo-charged direct injection				
Euro status	Euro 6.3				
Stop & Start system	•	•	•	•	•
TRANSMISSION					
Gearbox	Manual	Manual	Manual	Automatic	Automatic
Number of gears	6	6	6	8	8
PERFORMANCE (All figures driver alone)					
Max speed (mph)	90	99	106	106	106
FUEL TANK CAPACITY Litres (gallons)	70 (15.4)				
ADBLUE TANK CAPACITY Litres (gallons)	20.6				
BRAKES Front/ Rear					
Ventilated discs / discs					

6. ELECTRIC MOTOR INFORMATION

	50 kWh Battery	75 kWh Battery
ENGINE		
Battery	Lithium-ion 50 kWh	Lithium-ion 75 kWh
Range	122-148 miles	177-211 miles
Max power CEE (kW (hp)/rpm)	100 (136) / 5500	100 (136) / 5500
CHARGING TIMES		
8A Domestic electrical plug (1.8kW)	28h	42h
Single Phase 32A Wallbox (7.4kW)	7h 30m	11h 20m
Three Phase 16A Wallbox (11kW)	4h 45m	7h
Quick Charge - DC Current (100 kW) 0-80%	30m	45m
TRANSMISSION		
Gearbox	Automatic	Automatic
PERFORMANCE (all figures driver alone)		
Max speed (mph)	81	81

Legal notice ELECTRIC VEHICLES:

(1) The range and electric consumption figures mentioned comply with the WLTP test procedure, on the basis of which new vehicles are type approved from 1 September 2018. They may vary depending on actual conditions of use and on different factors such as : speed, thermal comfort on board the vehicle, driving style and outside temperature. The charging time depends in particular on the power of the charger on board the vehicle, the charging cable and the type and power of the charging station used. Please contact your dealer for further information. For more information [refer to the website that each of the Brands has put in place to explain the WLTP.]

7. CO₂ AND FUEL ECONOMY

		ECOMONY Litres/100km					ECONOMY MPG					NEDC CO ₂ EMISSION S (g/km)	WLTP CO ₂ EMISSION S (g/km)*
		Low	Medium	High	Extra-high	Combined	Low	Medium	High	Extra-high	Combined		
Panel Van X Pro													
M	Dispatch BlueHDi 100 S&S 6-speed manual 1000	7.1-7.6	5.7-6.6	5.4-6.2	6.8-8.3	6.2-7.2	39.9-37.2	49.9-43.1	52.6-45.2	41.3-34.1	45.7-39.2	141	189-174
Panel Van Enterprise Pro													
XS	Dispatch BlueHDi 100 S&S 6-speed manual 1000	7.1-7.6	5.7-6.6	5.4-6.2	6.8-8.3	6.2-7.2	39.9-37.2	49.9-43.1	52.6-45.2	41.3-34.1	45.7-39.2	141	189-174
M	Dispatch BlueHDi 100 S&S 6-speed manual 1000	7.1-7.6	5.7-6.6	5.4-6.2	6.8-8.3	6.2-7.2	39.9-37.2	49.9-43.1	52.6-45.2	41.3-34.1	45.7-39.2	141	189-174
M	Dispatch BlueHDi 145 S&S 6-speed manual 1400	7.1-8.2	6-7.3	5.8-6.6	7.9-8.5	6.7-7.6	39.6-34.4	47.2-38.8	49.1-42.8	35.9-33.2	41.9-37	146	200-193
M	Dispatch BlueHDi 145 S&S EAT8 Auto 1400	8.5-9.3	6.7-7.7	5.9-7	7.3-8.6	6.9-8	33.2-30.4	42.4-36.7	47.8-40.4	38.7-32.9	40.9-35.3	144	210-196
XL	Dispatch BlueHDi 100 S&S 6-speed manual 1000	7.1-7.6	5.8-6.8	5.5-6.4	7-8.3	6.3-7.3	39.8-37.3	49.1-41.6	51.7-43.9	40.6-34.2	45-38.7	146	191-180
XL	Dispatch BlueHDi 145 S&S 6-speed manual 1400	7.4-9	6.3-7.3	5.9-6.9	7.9-8.7	6.9-7.9	38-31.3	44.8-38.6	47.5-41.1	35.9-32.3	40.9-35.7	149	207-195
XL	Dispatch BlueHDi 145 S&S EAT8 Auto 1400	8.5-9.3	6.7-7.7	5.9-7	7.3-8.6	6.9-8	33.2-30.4	42.4-36.7	47.8-40.4	38.7-32.9	40.9-35.3	145	210-198
Panel Van Driver Pro													
M	Dispatch BlueHDi 120 S&S 6-speed manual 1000	7-7.9	5.5-6.5	5.3-6.3	7-8.1	6.2-7.2	40.6-35.9	51.5-43.8	53.4-45.1	40.3-34.7	45.8-39.4	142	188-176
M	Dispatch BlueHDi 145 S&S 6-speed manual 1400	7.1-8.2	6-7.3	5.8-6.6	7.9-8.5	6.7-7.6	39.6-34.4	47.2-38.8	49.1-42.8	35.9-33.2	41.9-37	146	200-195
M	Dispatch BlueHDi 180 S&S EAT8 Auto 1400	7.9-9.1	6.6-7.6	6-6.9	7.4-8.4	6.8-7.9	35.7-31.1	43.1-37.1	47.4-41	38.3-33.4	41.3-35.8	143	207-196
XL	Dispatch BlueHDi 145 S&S 6-speed manual 1400	7.4-9	6.3-7.3	5.9-6.9	7.9-8.7	6.9-7.9	38-31.3	44.8-38.6	47.5-41.1	35.9-32.3	40.9-35.7	149	207-197
XL	Dispatch BlueHDi 180 S&S EAT8 Auto 1400	7.9-9.1	6.6-7.6	6-6.9	7.4-8.4	6.8-7.9	35.7-31.1	43.1-37.1	47.4-41	38.3-33.4	41.3-35.8	143	207-198
Crew Van Enterprise Pro													
M	Dispatch BlueHDi 145 S&S 6-speed manual 1200	7.4-9	6.3-7.3	5.9-6.9	7.9-8.7	6.9-7.9	38-31.3	44.8-38.6	47.5-41.1	35.9-32.3	40.9-35.7	149	207-195
XL	Dispatch BlueHDi 145 S&S 6-speed manual 1200	7.4-9	6.3-7.3	5.9-6.9	7.9-8.7	6.9-7.9	38-31.3	44.8-38.6	47.5-41.1	35.9-32.3	40.9-35.7	150	207-196
Crew Van Driver Pro													
M	Dispatch BlueHDi 145 S&S 6-speed manual 1200	7.4-9	6.3-7.3	5.9-6.9	7.9-8.7	6.9-7.9	38-31.3	44.8-38.6	47.5-41.1	35.9-32.3	40.9-35.7	149	207-197
M	Dispatch BlueHDi 180 S&S EAT8 Auto 1300	7.9-9.1	6.6-7.6	6-6.9	7.4-8.4	6.8-7.9	35.7-31.1	43.1-37.1	47.4-41	38.3-33.4	41.3-35.8	144	207-198

*WLTP figures shown are for comparison purposes and should only be compared to the fuel consumption and CO2 values of other vans tested to the same technical standard. The fuel consumption achieved, and CO2 produced, in real world conditions will depend upon a number of factors including, but not limited to: the accessories fitted (pre and post registration); variations in weather; driving styles and vehicle load. The WLTP (Worldwide Harmonised Light Vehicles Test Procedure) is used to measure fuel consumption and CO2 figures. The CO2 figures display a range to reflect the highest value for the highest emitting version with all available options added, through to a minimum value to represent the lowest emitting version in standard specification.

7. WEIGHTS AND LOADS OF YOUR DISPATCH

		Gross Vehicle Weight (GVW)	Kerb weight (1)	Mass in Service	Maximum indicative payload (2)	Max plated front axle (3)	Max plated rear axle (3)	Gross Train Weight (GTW)	Max. braked towing weight (4)	Max. unbraked towing weight	Max. towball weight	Turning Circle between kerbs (m)
Panel Van X Pro												
M	Dispatch BlueHDi 100 S&S 6-speed manual 1000	2695	1586	1770	1109	1500	1500	4230	1800	750	72	12.4
Panel Van Enterprise Pro												
XS	Dispatch BlueHDi 100 S&S 6-speed manual 1000	2695	1541	1718	1154	1500	1500	4230	1800	750	72	11.3
XS	ëDispatch 50 kWh Auto 1000	2840	1838	2000	1002	1500	1800	3840	1000	750	60	11.3
M	Dispatch BlueHDi 100 S&S 6-speed manual 1000	2695	1586	1770	1109	1500	1500	4230	1800	750	72	12.4
M	Dispatch BlueHDi 145 S&S 6-speed manual 1400	3100	1654	1837	1446	1500	1800	5000	2500	750	100	12.4
M	Dispatch BlueHDi 145 S&S EAT8 Auto 1400	3100	1688	1867	1412	1500	1500	4900	2500	750	100	12.4
M	ëDispatch 50 kWh Auto 1000	2875	1874	2037	1001	1500	1800	3875	1000	750	60	12.4
M	ëDispatch 75 kWh Auto 1000	3025	2025	2188	1000	1500	1800	4025	1000	750	60	12.4
XL	Dispatch BlueHDi 100 S&S 6-speed manual 1000	2830	1670	1861	1160	1500	1800	4230	2000	750	80	12.4
XL	Dispatch BlueHDi 145 S&S 6-speed manual 1400	3100	1692	1882	1408	1500	1800	5000	2500	750	100	12.4
XL	Dispatch BlueHDi 145 S&S EAT8 Auto 1400	3100	1707	1894	1393	1500	1800	4900	2500	750	100	12.4
XL	ëDispatch 50 kWh Auto 1000	2905	1902	2069	1003	1500	1800	3905	1000	750	60	12.4
XL	ëDispatch 75 kWh Auto 1000	3055	2053	2220	1002	1500	1800	4055	1000	750	60	12.4
Panel Van Driver Pro												
M	Dispatch BlueHDi 120 S&S 6-speed manual 1000	2695	1587	1770	1108	1500	1500	4230	2000	750	80	12.4
M	Dispatch BlueHDi 145 S&S 6-speed manual 1400	3100	1654	1837	1446	1500	1800	5000	2500	750	100	12.4
M	Dispatch BlueHDi 180 S&S EAT8 Auto 1400	3100	1702	1881	1398	1500	1800	4900	2500	750	100	12.4
M	ëDispatch 75 kWh Auto 1000	3025	2025	2188	1000	1500	1800	4025	1000	750	60	12.4
XL	Dispatch BlueHDi 145 S&S 6-speed manual 1400	3100	1692	1882	1408	1500	1800	5000	2500	750	100	12.4
XL	Dispatch BlueHDi 180 S&S EAT8 Auto 1400	3100	1721	1908	1379	1500	1800	4900	2500	750	100	12.4
Crew Van Enterprise Pro												
M	Dispatch BlueHDi 145 S&S 6-speed manual 1200	3030	1770	1952	1260	1500	1800	5000	2500	750	100	12.4
M	ëDispatch 75 kWh Auto 1000	3090	2086	2239	1004	1500	1800	4090	1000	750	60	12.4
XL	Dispatch BlueHDi 145 S&S 6-speed manual 1200	3030	1770	1956	1260	1500	1800	5000	2500	750	100	12.4
Crew Van Driver Pro												
M	Dispatch BlueHDi 145 S&S 6-speed manual 1200	3030	1770	1952	1260	1500	1800	5000	2500	750	100	12.4
M	Dispatch BlueHDi 180 S&S EAT8 Auto 1300	3100	1770	1948	1330	1500	1800	4900	2500	750	100	12.4

(1) Without driver. Kerb weight is calculated for a European base specification vehicle including oil, water, lubricants, tools, spare wheel and 90% full fuel tank. Weights may change with the addition of equipment.

(2) Maximum indicative payload is calculated as the difference between GVW and kerb weight. However, due to manufacturing tolerances and differences in the specification of UK vehicles, the mass in service figure provides a closer indication of the vehicle weight and therefore enables a more realistic payload to be calculated. An individual vehicle must be weighed to establish the exact kerb weight and payload applicable to that vehicle. It is the responsibility of the driver to ensure the vehicle is operated within the legal limits

(3) Within limits of GVW.

(4) Maximum recommended towing weight within limits of GTW.

9. KEY DIMENSIONS OF YOUR DISPATCH VAN

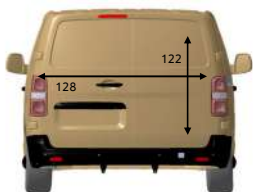
EXTERIOR
DIMENSIONS

PANEL VAN & CREW VAN			
(mm)	XS	M	XL
Wheelbase	2925	3275	
Overall length	4609	4959	5309
Overall height 1000kg Panel Van versions	1910	1899	-
Overall height 1400kg Panel Van versions	1950	1940	
Overall height - Crew Van only	-	1935	1940
Width (excluding door mirrors)	1920		
Width (including door mirrors)	2204		
Front overhang	881		
Rear overhang	803		1153



DIMENSIONS OF
DOORS

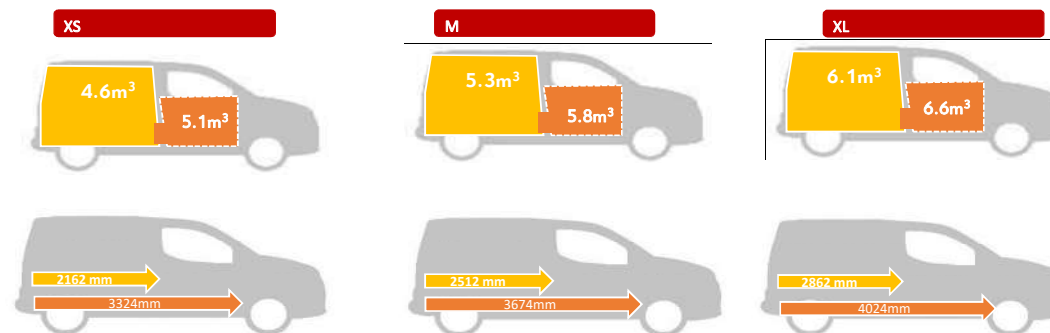
PANEL VAN & CREW VAN			
(mm)	XS	M	XL
Max. width of side door	745	935	
Max. height of side door	1238	1241	
Max. width of rear doors	1282		
Max. height of rear doors	1220		



INTERIOR DIMENSIONS - PANEL VAN

PANEL VAN			
(mm)	XS	M	XL
Load length at floor (without Moduwork®)	2162*	2512*	2862*
Load length at floor (with Moduwork®)	3324*	3674*	4024*
Load width between wheel arches	1258		
Max. load width	1628		
Max. load height	1397		
Load volume m3 (without Moduwork®)	4.6	5.3	6.1
Load volume m3 (with Moduwork®)	5.1	5.8	6.6
Number of Euro-pallets	2	3	3

* Load length at floor along centre is impacted by rear door locking mechanism (by approximately 50mm)



INTERIOR DIMENSIONS - CREW VAN

CREW VAN		
(mm)	M	XL
Maximum load length at mid-height	1352	1700
Maximum load length at floor	2017	2365
Load width between wheel arches	1258	
Max. load width	1618	
Max. load height	1337	1339
Max. height under row 2 bench seat	232	
Load volume under row 2 bench seat	73 litres	
Load volume m3	3.2	4
Maximum number of seats	6	6

10. FURTHER INFORMATION

MANUFACTURER'S RECOMMENDED RETAIL PRICE ON THE ROAD

	DISPATCH ON THE ROAD COSTS	e- DISPATCH ON THE ROAD COSTS
DELIVERY TO DEALER & NUMBER PLATES	£658.33	£658.33
VAT*	£131.67	£131.67
VEHICLE EXCISE DUTY	£275.00	£0.00
FIRST REGISTRATION FEE	£55.00	£55.00
TOTAL OTR COSTS	£1,120.00	£845.00

*VAT is calculated at 20%
VAT is not applicable to cars and vans sold in the Channel Islands

CITROËN 3 YEARS OF WARRANTY

All vehicles first registered in the UK and purchased from a UK Citroën Dealer benefit from a Citroën 2 - Year unlimited mileage manufacturer's warranty and a free optional additional 1 year of warranty provided by the Citroën Dealer Network in the UK. This additional warranty carries a mileage limit of 100,000 miles from first registration and is dependent upon the manufacturer's recommended servicing being carried out at the specified time or distance intervals.

In addition, the e-Dispatch van offers a manufacturer's battery warranty of eight years/100,000 miles and has up to 70% charging capacity.

For full terms and conditions, please consult your Citroën Dealer in the UK.

CITROËN ASSISTANCE

In response to a free telephone call in the UK, Citroën Assistance brings rapid expert roadside assistance to you in an emergency. It comes free of charge for 12 months, from date of vehicle registration, and operates 24 hours a day in all parts of the UK and Europe.

Services include nationwide recovery for both car and passengers, a home call service, replacement vehicle, hotel accommodation and vehicle storage if required. You can also purchase additional Citroën Assistance via your local Citroën dealer at any time.

Citroën Assistance applies to incidents covered by the new vehicle warranty, and non-vehicle faults, such as running out of fuel or mis-fuelling, instances where keys have been locked inside the vehicle or lost/stolen, road traffic accidents and punctures/wheel changes.

e-Dispatch van comes with a free of charge 8 year or 100,000 miles (whichever occurs first) Citroën Assistance starting from the date of registration.

CITROËN FINANCIAL SERVICES

Free2Move have a number of financial products designed to help you afford the Citroën of your choice. We can arrange a finance plan quickly and conveniently. What's more, it will be as suited to your needs as your new Citroën. Our finance plans combine all the know how of a company that has an extensive knowledge of the car market with a financial service you can trust. Tell your Citroën dealer what you want and let us do the rest. Just ask for a free, no obligation quote. Written quotations are available on request from PSA Finance UK Ltd, 61 London Road, Redhill RH1 1QA. Finance is subject to status. Over 18's only, a guarantee may be required.

FREE2MOVE CONNECT FLEET

All Dispatch Vans ordered from 1st April 2021 will include a FREE 6 month trial of the FREE2MOVE Connect Fleet Telematics services. The trial covers all 3 of the packs shown below and is an online fleet management platform. With real-time data provided by on-board vehicle telematics, your customers will have an optimised solution for monitoring their fleets.

The embedded hardware is already fitted to all new Citroën LCVs as standard specification. It is simply switched on over-the-air when customers activate the FREE 6 month 'PACK 3 – GEOLOCATION' trial for the Connect Fleet platform

- Pack 1: Fleet Management Normal Price £10 + VAT per vehicle per month
- Pack 2: Eco-driving Normal Price £11 + VAT per vehicle per month
- Pack 3: Geolocation Normal Price £12 + VAT per vehicle per month

Further details are available at www.free2move-lease.co.uk/our-services/connect-fleet

CITROËN SERVICING

Available up to one year from your vehicle's registration date, but before its first chargeable service, a Citroën Servicing package enables you to pay in advance for:

- Scheduled Servicing^
- Annual Service(s)^ for vehicles with a two year service plan
- Brake Fluid Replacement^

This package can be personalised depending on your needs, with options ranging from 12 to 60 months and 10,000 to 100,000 miles.

TERMS AND CONDITIONS

All information and prices correct at time of publication, but are subject to change at any time without prior notice (which may occur as a result of matters including, but not limited to, any changes in legislation and/or any changes by the government).

It is our policy to continually improve our vehicles in every way and we reserve the right to modify our vehicles' price, specification (including colour), equipment, accessories and characteristics or to discontinue any model, without notice, at any time. To avoid any misunderstandings you are advised to check with your Citroën dealer the specification (including colour), equipment accessories and equipment relating to any Citroën vehicle and the exact cost and availability prior to ordering. Where a feature is described as an option in this publication it should be assumed that it is at extra cost unless specifically stated otherwise.

Issued by Sales and Marketing, Citroën UK Ltd, Pinley House, 2 Sunbeam Way, Coventry CV3 1ND.

For further information call Citroën Fleet Connect on 02477 714133 or visit our website at www.citroen.co.uk.



CITROËN DISPATCH



PURE VANS

Telephone - 01633-212944

Email - sales@purevans.com

www.purevans.com