



PURE VANS

Telephone - 01633-212944

Email - sales@purevans.com

www.purevans.com



**Innovation
that excites**

NISSAN NV300





EXACTLY YOURS. A comprehensive range plus many options make it easy to choose the perfect NV300 for your business. There are two lengths and heights for Panel Van, two lengths for Crew Van and Combi, and a long wheelbase Platform Cab for conversions. **ENJOY DECIDING!**


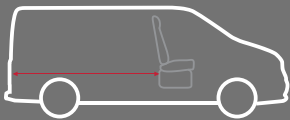


GET THE JOB DONE

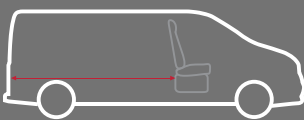
NV300 IS A HIGHLY CAPABLE LOAD CARRIER. Even the standard version can take three Europallets or up to ten 2.5M long plasterboards. Lift the bulkhead flap and you can carry extra long items such as pipes or carpet rolls.



EUROPALLET



2.5M
PLASTERBOARDS



With an impressive load space you can easily load three Europallets or ten 2.5M plasterboards. With its bulkhead flap, NV300 enables you to carry long items up to 3.75M in the L1 and up to 4.15M in the L2.

**UP TO
1,266KG
PAYLOAD**

**UP TO
8.6M³
CARGO
VOLUME**

KEY PERFORMANCE INDICATOR

ROOM FOR LOADS, COMFORT FOR PEOPLE

NV300 PANEL VAN can take up to 8.6M³ of cargo and up to 1,266kg payload while the Crew Van carries a team of six plus the tools you need for the job. Combi will seat up to nine people in spacious comfort.



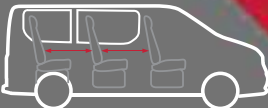
VAN

**UP TO 8.6M³
CARGO CAPACITY**



CREW VAN

**UP TO 4.0M³
WITH 6 SEATS**



COMBI

**UP TO 9 SEATS
WITH PLENTY OF ROOM**



DESIGNED FOR YOU



VAN



CREW VAN



COMBI



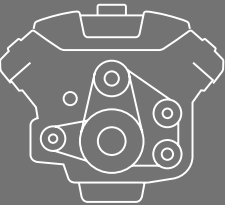
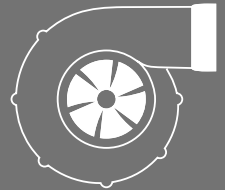
PLATFORM CAB

THERE'S AN IDEAL NV300 FOR YOU. Choose from two lengths and heights for the Panel Van, two lengths for the Combi or Crew Van, plus a long Platform Cab, ready for your specific conversion.

LIGHT ON FUEL, STRONG ON POWER

The new 2.0 dCi NV300 engine is available in 3 different outputs: 120HP, 145HP and 170HP. A new dual-clutch automatic gearbox is also available, in combination with the 145HP and 170HP power outputs. NV300's higher engine displacement provides:

- Higher max. Power
- Higher max Torque
- Better drivability and performances
- Reduced CO₂ emissions and fuel consumption, also thanks to its water charged air cooler



KEEP IN TOUCH



NissanConnect

Keep in touch with NissanConnect, your navigation, communication and audio-entertainment system. Display maps, music, info and phone files on your 7" colour touch screen, get voice guidance across Europe, enjoy hands-free connectivity and listen to all your sounds from your smartphone via Apple CarPlay[®] and Android Auto[™].

androidauto



LOW RUNNING COSTS

All NV300 engines are EURO6 compliant. Their low fuel consumption coupled to 2 years / 25,000 miles service intervals contributes to NV300's low running costs.

DEMANDS LESS, GIVES YOU MORE

WITH ITS LOW RUNNING COSTS, NV300 is good for your business. Stop/Start and smart energy management features help save more fuel. And you have the reassurance of knowing NV300 is covered by the exceptional Nissan 5 year, 100,000 miles warranty.



52.3 MPG

STOP/START & ECO MODE

SINGLE | 145

TURBO | HORSEPOWER

5 Year / 100,000 miles (whichever comes first)
Manufacturer Warranty for the LCV range (with the exception of e-NV200: 8 Year / 100,000 miles lithium-ion battery state of health guarantee, 5 Year / 60,000 miles Manufacturer Warranty for EV system parts, 3 Year / 60,000 miles for the rest of the vehicle)



FROM 5.2 TO 8.6M³
LOAD SPACE VOLUME

3 EUROPALLETS
CAPACITY

1,662MM

MAX LOAD SPACE WIDTH

1,898MM

MAX LOAD SPACE HEIGHT

INSPIRED THINKING. SMARTER LOADING.

As well as a roomy and adaptable load space, NV300 packs in lots of practical, helpful details. The sort of inspired ideas that turn a challenge into a job well done.



OTHER FEATURES INCLUDE:

- 12V socket located on the cargo area (from Acenta)
- Rear door can be locked open for extremely long loads
- Optional glazed rear doors or tailgate
- Two coat hangers on rear of bulkhead
- NV300 can tow a braked trailer up to 2000kg
- Optional LED illuminated load area



Bulkhead flap lifts to allow extra long objects – up to 3.75M in the L1 NV300 or 4.15M in the L2 NV300.



Sliding side door is over a metre wide, so will easily take a Europallet.



Side-hinged rear doors open 90°/180°/(or 270° as option) for unimpeded, 1.3M wide access.



Up to 18 built-in side and floor mounted tie-downs to keep your load secure.



TAKE MORE ON BOARD, EASILY

NV300 is built to make your working day simpler. It's easy to load a Europallet through the wide rear opening, or through the sliding side doors, which also make kerbside deliveries quicker. You can get more done with NV300.

COMFORTABLE AND PRACTICAL

NV300's cab is much more than a comfortable workplace. It's also a highly organised mobile office. There's over 89 litres of storage space for everything from paper clips and cups to large bottles and your laptop. The base of the passenger seat flips forward to reveal large storage bins. The centre seatback folds flat and provides a removable A4 clipboard holder. These are just some of the practical features that show we've thought about the way you work.

VAN INTERIOR FEATURES INCLUDE*:

1. Storage for larger items beneath the passenger seats.
2. Clipboard holder inside centre seatback. Plus flat space for documents or laptop.
3. Convenient cup holder to safely hold your beverage.
4. Adjustable cradle for your smartphone.

*Depending by grade



NissanConnect

7" touch screen, navigation with traffic and USB map updates, DAB digital radio, Bluetooth smartphone integration, USB and jack socket connectivity.



NissanConnect ADVANCED SIMPLICITY

Being on time and keeping in touch are crucial for any business. We make it easier with NissanConnect – our sophisticated yet simple to use multimedia system that syncs with your smartphone via Apple CarPlay® and Android Auto®.



androidauto





NV300 PANEL VAN LOVES LARGE LOADS

NV300 Panel Van is a capable, roomy and reliable workhorse. Offering a large load space in a highly manoeuvrable medium size footprint, it's practical for city streets and relaxed on motorways.

ACCESS AND LOAD SPACE FEATURES INCLUDE:

- Side and rear doors take a Euro pallet with ease
- Rear doors with 270° opening (optional)
- Illuminated load area
- 12V socket in load area (from Acenta)
- Floor-mounted, load-securing eyes
- Bulkhead flap extends load space length up to 4.15M on L2 version
- Wooden floor and side trim for the cargo area (optional)



Optional bright LED lighting makes it easier to work in the load space.



A 1.0M wide sliding door is available for one or both sides.



This clever device lets you lock a rear door open and enables you to carry longer loads safely (starting from E1).

NV300 CREW VAN

READY FOR ANYTHING

NV300 Crew Van is the flexible working solution. Your workmates have easy access through twin sliding doors, with room to travel to the job and back in comfort. With two van lengths available, there's space for your crew and up to up to 4.0M³ load capacity.

CREW AND LOAD SPACE FEATURES:

- From 3.2 to 4.0M³ max load space volume
- Payload up to 1,148kg
- Twin sliding side access doors with fixed windows
- High-strength plastic bulkhead with window
- 3-seater rear bench or individual seats with head restraints adjustable in height and tilting
- 3-Point inertia-reel safety belt on all seats
- Additional space under rear bulkhead extends load space length to up to 2.42M (L2 models)
- 12V connection in bench cover
- 2 speakers in headlining
- Roll-up sun blinds left and right (Tekna grade)



Up to 4.0M³ load space for tools and equipment.



Individually contoured rear bench seat for up to three passengers.



A fold-down armrest adds extra comfort.



Large windows make interior light and airy.





NV300 COMBI
CREATE THE BEST IMPRESSION

Smart, spacious and offering a comfortable ride, the Combi will impress your passengers on the way to the airport, the game, in the city or on the motorway.

COMBI STANDARD FEATURES INCLUDE:

- Up to nine seat layout with choice of two wheelbases
- Twin sliding side-access doors with fixed or opening windows
- Second and third row contoured bench seats, each taking three passengers
- 60/40 split/fold seat back for second-row bench seat
- Fold and tumble facility for third row bench seat
- Removable second and third row bench seats
- Inertia-reel lap and diagonal seatbelts for all seats
- Rubber floor covering
- Half-height sidewall trim



Large sliding side doors and second row split/fold seat backs ensure easy access.



Folding or removable third row and removable second row seats offer flexible passenger/load space combinations.



Remove the second and third row seats and Combi gives you the load space of a Panel Van.

HIGH EFFICIENCY

STOP/START

Available on all versions, standard or optional, the engine stops while waiting in traffic and restarts instantly when you press the clutch. You'll soon notice the fuel savings.

ECO MODE

Switch on to optimise fuel consumption, by max torque limitation, smoother accelerator response and anticipated gearshift indicator.

SMART ENERGY MANAGEMENT

This is a way of recovering energy from deceleration and braking to reduce overall fuel consumption.

EURO6 COMPLIANT

Selective Catalytic Reduction technology uses AdBlue to convert Nitrogen Oxide emissions to water, nitrogen and tiny amounts of carbon dioxide – natural elements we breathe safely every day.



THOUGHTFUL AND RESPONSIBLE

Your safety is important to us. So NV300 is equipped with active safety systems including Electronic Stability Program (ESP), ABS with Electronic Brakeforce Distribution (EBD) and the Extended Grip that optimise traction in difficult conditions (mud, snow). Plus several thoughtful touches to make driving easier and keep you calmly in control.



I-KEY

When you have your hands full, i-Key allows hands-free front and rear door unlocking/locking and engine start.



REAR VIEW CAMERA

Combined with rear parking sensors, it makes manoeuvring easier and safer.



BLIND SPOT MIRROR

Mounted in the passenger sun visor to give you improved visibility.



ECO MODE

Activating Eco Mode helps you achieve the most fuel-efficient driving characteristics.



CRUISE CONTROL

Relax on long journeys. Combined with speed limiter to help you keep within the legal limits.



AUTO LIGHTS & WIPERS

Activate automatically so you can stay focused on the road.



TOWING

Optional TSM (Trailer Sway Mitigation) works with ESP to help keep you in control when towing.



HILL START ASSIST

Makes hill-starts safer and smoother by maintaining brake pressure for up to 2 seconds.

NV300

DIMENSIONS

PANEL VAN L1 H1



PANEL VAN L1 H2



DIMENSIONS (MM)	L1H1	L1H2
Length (mm)	4999	
Width/width including mirrors (mm)	1956/2283	
Height (mm)	1971	2493
Wheelbase (mm)	3098	
Front overhang (mm)	933	935
Rear overhang (mm)	968	966
LOAD COMPARTMENT	L1H1	L1H2
Length at floor level (mm)	2537	
Lenght at floor level with bulkhead with trapdoor (mm)	2967	
Maximum lenght at floor level (with uplifted seat) (mm)	3750	
Lenght at 1 meter from the floor (mm)	2250	
Maximum width (mm)	1662	
Width between wheel arches (mm)	1268	
Heigth (mm)	1387	1898
Loading sill (mm)	552	
Load volume (m³)	5,2	7,2

SIDE SLIDING DOOR	L1H1	L1H2
Width at 600mm from floor (mm)	907	
Width at 100mm from floor (mm)	1030	
Height (mm)	1284	
REAR DOORS	L1H1	L1H2
Height (mm)	1320	1820
With at 70mm from floor (mm)	1391	
WEIGHTS (KG)	L1H1	L1H2
	1000 kg	1200 kg
Kerb weight (kg)	1730/1672	1853/1855
Payload (kg)	1098/1105	1127/1140
GVW (kg)	2835/2860	2945/2985

Kerb weight includes fluids and fuel tank 90% full and excludes the driver (75kg). Payload is calculated as the difference between gross vehicle weight (GVW) and kerb weight. Kerb weight is affected by factors such as body styles and options. The weight figures in the table are related to a standard-specification vehicle according to type approval data. Any additional options specified on the vehicle will increase its kerb weight and reduce its payload accordingly. All weight figures are subject to 5% manufacturing tolerances.

PANEL VAN L2 H1



PANEL VAN L2 H2



DIMENSIONS (MM)	L2H1	L2H2
Length (mm)	5399	
Width/width including mirrors (mm)	1956/2283	
Height (mm)	1971	2490
Wheelbase (mm)	3498	
Front overhang (mm)	933	935
Rear overhang (mm)	968	966
LOAD COMPARTMENT	L2H1	L2H2
Length at floor level (mm)	2937	
Lenght at floor level with bulkhead with trapdoor (mm)	3350	
Maximum lenght at floor level (with uplifted seat) (mm)	4150	
Lenght at 1 meter from the floor (mm)	2650	
Maximum width (mm)	1662	
Width between wheel arches (mm)	1268	
Heigth (mm)	1387	1898
Loading sill (mm)	552	
Load volume (m³)	6	8,6

SIDE SLIDING DOOR	L2H1	L2H2
Width at 600mm from floor (mm)	907	
Width at 100mm from floor (mm)	1030	
Height (mm)	1284	
REAR DOORS	L2H1	L2H2
Height (mm)	1320	1820
With at 70mm from floor (mm)	1391	
WEIGHTS (KG)	L2H1	L2H2
	1200 kg	1200 kg
Kerb weight (kg)	1781/1815	1898/1899
Payload (kg)	1253/1266	1162/1171
GVW (kg)	3040/3070	3060/3070

Kerb weight includes fluids and fuel tank 90% full and excludes the driver (75kg). Payload is calculated as the difference between gross vehicle weight (GVW) and kerb weight. Kerb weight is affected by factors such as body styles and options. The weight figures in the table are related to a standard-specification vehicle according to type approval data. Any additional options specified on the vehicle will increase its kerb weight and reduce its payload accordingly. All weight figures are subject to 5% manufacturing tolerances.

NV300

DIMENSIONS

CREW VAN



DIMENSIONS (MM)	L1H1	L2H1
Length (mm)	4999	5399
Width/width including mirrors (mm)	1956/2283	
Height (mm)	1971	
Wheelbase (mm)	3098	3498
Front overhang (mm)	933	935
Rear overhang (mm)	968	966
LOAD COMPARTMENT	L1H1	L2H1
Lenght at floor level (min/max) (mm)	1914/2023	2314/2423
Lenght at 1 meter from the floor (mm)	1340	1740
Maximum width (mm)	1662	
Width between wheel arches (mm)	1268	
Heigth (mm)	1387	
Loading sill (mm)	552	
Load volume (m³)	3,2	4,0

SIDE SLIDING DOOR	L1H1	L2H1
Width at 600mm from floor (mm)	907	
Width at 100mm from floor (mm)	1030	
Height (mm)	1284	
REAR DOORS	L1H1	L2H1
Height (mm)	1320	
With at 70mm from floor (mm)	1391	
WEIGHTS (KG)	L1H1	L2H1
	1000 kg	1200 kg
Kerb weight (kg)	1869/1902	1922/1926
Payload (kg)	1029/1098	1144/1148
GVW (kg)	2900/3000	2960/3040

Kerb weight includes fluids and fuel tank 90% full and excludes the driver (75kg). Payload is calculated as the difference between gross vehicle weight (GVW) and kerb weight. Kerb weight is affected by factors such as body styles and options. The weight figures in the table are related to a standard-specification vehicle according to type approval data. Any additional options specified on the vehicle will increase its kerb weight and reduce its payload accordingly. All weight figures are subject to 5% manufacturing tolerances.

COMBI



DIMENSIONS (MM)	L1H1	L2H1
Length (mm)	4999	5399
Width/width including mirrors (mm)	1956/2283	
Height (mm)	1971	
Wheelbase (mm)	3098	3498
Front overhang (mm)	933	
Rear overhang (mm)	968	
LOAD COMPARTMENT	L1H1	L2H1
Boot volume until the rear shelf (m³)	1,0	1,8
Boot volume with 3rd row seat folded down (m³)	2,5	3,4
Length at floor level (mm)	736	1136
Maximum width (mm)	1662	
Width between wheel arches (mm)	1268	
Heigth (mm)	1369	
Loading sill (mm)	552	

SIDE SLIDING DOOR	L1H1	L2H1
Width at 600mm from floor (mm)	907	
Width at 100mm from floor (mm)	1030	
Height (mm)	1284	
REAR DOORS	L1H1	L2H1
Height (mm)	1320/1295	
Heigth of rear doors/tailgate opening (mm)	1391	
WEIGHTS (KG)	L1H1	L2H1
	1000 kg/1200 kg	1200 kg
Number of passengers	8/9	
Kerb weight (kg)	1933/1965	1969/2001
Payload (kg)	991/1041	1069/1100
GVW (kg)	2930/3005	3050/3070

Kerb weight includes fluids and fuel tank 90% full and excludes the driver (75kg). Payload is calculated as the difference between gross vehicle weight (GVW) and kerb weight. Kerb weight is affected by factors such as body styles and options. The weight figures in the table are related to a standard-specification vehicle according to type approval data. Any additional options specified on the vehicle will increase its kerb weight and reduce its payload accordingly. All weight figures are subject to 5% manufacturing tolerances.

NV300

CONFIGURATIONS

PANEL VAN



CREW VAN

PLATFORM CAB



COMBI



REAR DOORS



NV300

ENGINES

DIESEL ENGINES

	DCI 120HP	DCI 145HP	DCI 145HP Automatic	DCI 170HP	DCI 170HP Automatic
Capacity	1997	1997	1997	1997	1997
Maximum power	120HP (89Kw) @3705rpm	145HP (107Kw) @3500rpm	145HP (107Kw) @3500rpm	170HP (125Kw) @3500rpm	170HP (125Kw) @3500rpm
Maximum torque	320Nm @1500rpm	350Nm @1500rpm	350Nm @1500rpm	380Nm @1500rpm	380Nm @1500rpm
Configuration	4 cylinders, 4 valves per cylinder, double overhead camshafts				
Fuel/induction system	Variable geometry turbocharger with intercooler Common rail fuel injection				
Emissions compliance	Euro6d				
Service interval	25,000 miles or two-years (whichever occurs sooner)				



NISSAN NV300 PANEL VAN

The NV300 is a flexible and highly adaptable LCV platform, designed to provide practical and user-friendly service to business drivers across a wide range of industries. These could include transportation and logistics, construction, property maintenance, multi-drop delivery, fast-fit repairs and mobile workshop.

VISIA

SAFETY AND SECURITY

- Driver airbag
- Nissan Anti Theft System immobiliser
- Remote central door locking
- Superlocking
- Anti-theft spare wheel carrier
- Full size spare wheel
- Vehicle Dynamic Control (VDC)
- Thatcham approved alarm system
- Hill Start Assist
- Extended grip
- Daytime Running Lights
- 2 button key (with single door opening function)

EXTERIOR STYLING

- 16" Steel wheels
- Half wheel covers
- 60:40 split 180 degree opening unglazed twin rear french doors
- Left side sliding panel door
- Roof rail fixings

INTERIOR STYLING

- Dark Grey cloth seats
- 2 - seater front row passenger bench seat
- Height adjustable driver's seat
- Driver's armrest
- Driver's seat lumbar support

COMFORT AND CONVENIENCE

- Steering column mounted audio controls
- Rake and Reach adjustable steering wheel
- Trip computer
- Front electric windows
- El. heated and adj. door mirrors
- Power steering
- 80 litre fuel tank
- 25 litre AdBlue® tank

AUDIO AND NAVIGATION

- AUX socket for MP3 Player
- USB port
- Bluetooth® telephone integration
- AM/FM/DAB audio system

CARGO AREA

- Full steel bulkhead without fixed window

OPTION PACKS*

- REAR GLAZING PACK
 - Full steel bulkhead with fixed window
 - Glazed 180 degree rear french doors (or tailgate)
 - Heated rear screen
 - Rear wipers
- OFFSIDE DOOR PACK
 - Offside sliding panel door
 - 270 degree rear doors (L2H1 only)

ACENTA

IN ADDITION TO VISIA

COMFORT AND CONVENIENCE

- Manual air conditioning (front)
- Driver's side one-touch electric windows
- Smartphone cradle

EXTERIOR STYLING

- Body coloured door mirrors
- Body coloured bumper (front)
- Body coloured rear light column
- Body coloured door rail
- Full wheel covers

INTERIOR STYLING

- Fold-down central seat with detachable A4 clipboard
- Under-seat storage

CARGO AREA

- 12V power socket
- Load-through facility in bulkhead

SAFETY AND SECURITY

- Rear parking sensors
- Front fog lights

OPTION PACKS*

- REAR GLAZING PACK
 - Full steel bulkhead behind driver with fixed window
 - Glazed 180 degree rear french doors (or tailgate)
 - Heated rear screen
 - Rear wipers
- OFFSIDE DOOR PACK
 - Offside sliding panel door
 - 270 degree rear doors (L2H1 only)



*Option Packs available at an additional cost.

*Option Packs available at an additional cost.

TEKNA

IN ADDITION TO ACENTA

SAFETY AND SECURITY

- Rain sensing windscreen wipers
- Automatic headlights
- Rear View Camera
- Cruise control and speed limiter
- Blind spot mirror (in passenger sunvisor)

EXTERIOR STYLING

- 17” Alloy wheels**

INTERIOR STYLING

- Leather steering wheel
- Leather gear knob
- ‘Java’ trimmed cloth seats

AUDIO AND NAVIGATION

- Nissan Connect: 7” touchscreen, Android® Auto, Apple Carplay®, Satellite Navigator

OPTION PACKS*

- REAR GLAZING PACK
 - Full steel bulkhead behind driver with fixed window
 - Glazed 180 degree rear french doors (or tailgate)
 - Heated rear screen
 - Rear Wipers
- OFFSIDE DOOR PACK
 - Offside sliding panel door
 - 270 degree rear doors (L2H1 only)

NISSAN NV300 CREW VAN

NV300 Crew Van has space for 6 passengers along with space for tools you need for the job. The Crew Van is equipped as standard with twin glazed sliding side doors.

VISIA

SAFETY AND SECURITY

- Driver airbag
- Nissan Anti Theft System immobiliser
- Remote central door locking
- Superlocking
- Anti-theft spare wheel carrier
- Full size spare wheel
- Vehicle Dynamic Control (VDC)
- Thatcham approved alarm system
- Hill Start Assist
- Extended grip
- Daytime Running Lights
- 2 button key (with single door opening function)

EXTERIOR STYLING

- 16” Steel wheels
- Half wheel covers
- 60:40 split 180 degree opening unglazed twin rear french doors
- Twin glazed side sliding doors
- Roof rail fixings

INTERIOR STYLING

- Dark Grey cloth seats
- 2 - seater front row passenger bench seat
- Height adjustable driver’s seat
- Driver’s armrest
- Driver’s seat lumbar support
- 2nd row 3-seater bench seat

COMFORT AND CONVENIENCE

- Steering column mounted audio controls
- Rake and Reach adjustable steering wheel
- Trip computer
- Front electric windows
- El. heated and adj. door mirrors
- Power steering
- 80 litre fuel tank
- 25 litre AdBlue® tank

AUDIO AND NAVIGATION

- AUX socket for MP3 Player
- USB port
- Bluetooth® telephone integration
- AM/FM/DAB audio system

CARGO AREA

- Rear bulkhead (behind 2nd row bench seat)

OPTION PACKS*

- REAR GLAZING PACK (H1 MODELS ONLY)
 - Full steel bulkhead with fixed window
 - Glazed 180 degree rear french doors (or tailgate)
 - Heated rear screen
 - Rear wipers

*Option Packs available at an additional cost
** Not available on H2

*Option Packs available at an additional cost.

ACENTA

SAFETY AND SECURITY

- Front fog lights
- Rear parking sensors
- Blind spot mirror (in passenger sunvisor)

CARGO AREA

- Rear bulkhead (behind 2nd row bench seat)
- 12V power socket
- 12V power socket in 2nd row

EXTERIOR STYLING

- Full wheel covers
- Body coloured door mirrors
- Body coloured bumper (Front)
- Body coloured rear light column
- Body coloured door rail

INTERIOR STYLING

- Under-seat storage

COMFORT AND CONVENIENCE

- Manual air conditioning (front)
- Driver's side one-touch electric window
- Smartphone cradle

TEKNA

IN ADDITION TO ACENTA

EXTERIOR STYLING

- 17" Alloy wheels*
- Twin sliding glazed doors with slide opening windows

INTERIOR STYLING

- Leather steering wheel
- Leather gear knob
- 'Java' trimmed cloth seats

AUDIO AND NAVIGATION

- Nissan Connect by LG; 7" Touchscreen Satellite Navigation and Entertainment System

SAFETY AND SECURITY

- Rain sensing windscreen wipers
- Automatic headlights
- Rear View Camera
- Cruise control and speed limiter



*Not available on H2
**Extra Tinted glass is optional on NV300 Crew Van

NISSAN NV300 PLATFORM

The NV300 is more flexible than ever for today’s business customers, and nowhere is that more obvious than with the Platform Cab. For operators with more bespoke LCV needs, this ‘rolling chassis’ can support conversions across a wide range of industries.

VISIA

SAFETY AND SECURITY

- Extended Grip
- Vehicle Dynamic Control (VDC)
- Hill Start Assist
- Thatcham approved immobiliser
- Alarm pre-wiring
- Remote central door locking
- Driver airbag
- 2 button key (with single door opening function)
- Full-size spare wheel
- Anti-theft spare wheel carrier
- Daytime Running Lights
- Superlocking

EXTERIOR STYLING

- 16” Steel wheels
- Half wheel covers

INTERIOR STYLING

- Dark Grey cloth seats
- 2-seater front row passenger bench seat
- Height adjustable driver’s seat
- Driver armrest
- Driver’s seat lumbar support

AUDIO AND NAVIGATION

- AUX socket for MP3 Player
- USB port
- Bluetooth® telephone integration
- AM/FM/DAB audio system

COMFORT AND CONVENIENCE

- Trip computer
- El. heated and adj. door mirrors
- Front electric windows
- Steering column mounted audio controls
- Driver’s seat lumbar support
- Rake and Reach adjustable steering wheel
- Power steering
- 25 litre AdBlue tank

ACENTA

IN ADDITION TO VISIA

EXTERIOR STYLING

- Full wheel covers
- Body colour door mirrors
- Body colour front bumper

INTERIOR STYLING

- Under-seat storage

COMFORT AND CONVENIENCE

- Manual air conditioning (front)
- Driver’s side one-touch electric window
- Smartphone cradle



*LHD model not sold in the UK

NISSAN NV300 COMBI

The passenger version of the Nissan NV300 is called the Combi, and provides space for up to nine people (three rows of three seats). It still has room for their luggage, with carrying capacity of 550 and 890 litres for the L1 and L2 versions respectively. The modularity of the two rear bench seats ensures a choice of several layouts to further increase the boot capacity. Access to the third row is via the second row's outer seats, the backs of which can be lowered.

ACENTA

SAFETY AND SECURITY

- Vehicle Dynamic Control (VDC)
- Hill Start Assist
- Extended Grip
- Thatcham approved alarm system
- Nissan Anti Theft System immobiliser
- Superlocking
- Remote central door locking
- Driver airbag
- Passenger airbag
- Daytime Running Lights
- 2 button key (with single door opening function)
- Full-size spare wheel
- Anti-theft spare wheel carrier
- ISOFIX childseat anchorage points (2nd row outer seats)
- Tyre Pressure Monitoring System
- Rear parking sensors

AUDIO AND NAVIGATION

- AUX socket for MP3 Player
- USB port
- Bluetooth® telephone integration
- AM/FM/DAB audio system

EXTERIOR STYLING

- 16" Steel wheels
- Full wheel covers
- Body coloured door mirrors
- Body coloured bumpers (Front)
- Glazed and Heated rear tailgate door with rear wiper
- Twin glazed sliding doors
- Body coloured rear light column
- Body coloured door rail

INTERIOR STYLING

- Dark Grey cloth seats
- 2-seater front row passenger bench seat
- Under-seat storage
- Height adjustable driver's seat
- 2nd row 3-seater bench seat (removable)
- 3rd row 3-seater bench seat (foldable and removable)
- Driver armrest
- Driver's seat lumbar support

COMFORT AND CONVENIENCE

- Manual air conditioning (front)
- El. heated and adj. door mirrors
- Front electric windows
- Steering column mounted audio controls
- Driver's seat lumbar support
- Power steering
- Rake and Reach adjustable steering wheel
- Trip computer
- Driver's side one-touch electric window
- Front fog lights
- Smartphone cradle
- 25 litre AdBlue tank

TEKNA

IN ADDITION TO ACENTA

EXTERIOR STYLING

- Twin glazed sliding doors with opening windows
- 17" Alloy wheels

INTERIOR STYLING

- Leather steering wheel
- Leather gear knob

AUDIO AND NAVIGATION

- Nissan Connect by LG; 7" Touchscreen Satellite Navigation and Entertainment System

SAFETY AND SECURITY

- Cruise control and speed limiter
- Rain sensing windscreen wipers
- Automatic headlights
- Rear View Camera



*Extra Tinted glass is optional

NV300

BUSINESS HAS NEVER LOOKED BETTER

COLOURS



URBAN GREY (S)
GRU



GLACIER WHITE (S)
WHI



MOLE GREY (S)
GRT



MAGMA RED (S)
RMB



MERCURY GREY (M)
GRP



JET BLACK (M)
BLK



PANORAMA BLUE (M)
B43



COPPER BROWN (M)
BRT



STONE (M)
BGE



OYSTER GREY (M)
GRC

S: SOLID
M: METALLIC

WHEELS



16" STEEL WHEEL
STD ON VISIA



16" WHEEL COVER
STD ON ACENTA



17" ALLOY WHEEL
STD ON TEKNA

TRIMS



GREY - DARK GREY
VISIA AND ACENTA GRADE



BLUE - DARK GREY
TEKNA GRADE



- 1 - STEEL ROOF RACK
- 2 - LIGHTING PACK
- 3 - MATS (STANDARD, VELOUR, RUBBER)
- 4 - REMOVABLE TOWBAR
- 5 - WINDOWS PROTECTION GRILLE
- 6 - INTERIOR ROOF RACK
- 7 - SEAT COVER
- 8 - LADDER
- 9 - TRUNKLINER

YOUR PERSONAL NV300

Here is a specific accessories selection that ensures you will be meeting your business expectation and ease your daily routine.



NISSAN LCV 5 YEAR MANUFACTURER WARRANTY

NISSAN now offers a standard 5 Year Pan-European Manufacturer Warranty on its whole LCV range*. This is much more than just a warranty as it includes:



- 5 Year or 100,000 miles bumper-to-bumper protection
- 5 Year NISSAN Genuine Parts & Accessories Warranty
- 5 Year Roadside Assistance
- Fully transferable

And with service intervals at 2 years or 25,000 miles for Diesel engines, you'll not only have 5 years of peace of mind but also low running costs into the bargain.



AT NISSAN, YOU BRING OUT THE BEST IN US.

You spark our imagination. You provoke our ingenuity. You inspire us to change the rules and innovate. And at Nissan, innovation is not just about additions and extensions; it's about crossing the line to reinvent the status quo. It's about developing unexpected solutions to satisfy your wildest and most pragmatic desires. At Nissan, we design vehicles, accessories and services that break the mould - making the practical exciting and the exciting practical to offer you a more exhilarating driving experience everyday.

*5 Year / 100,000 miles (whatever comes first) Manufacturer Warranty for the LCV range (with the exception of e-NV200: 8 Year / 100,000 miles lithium-ion battery state of health guarantee, 5 Year / 60,000 miles Manufacturer Warranty for EV system parts, 3 Year / 60,000 miles for the rest of the vehicle)
Unlimited mileage for Nissan Genuine Parts & Accessories, Roadside Assistance.
For more details, please refer to Nissan Warranty Booklet.

CUSTOMER SERVICES



SPECIALISED LCV NETWORK

NISSAN provides a specialised network of LCV dealerships to support your specific commercial vehicle requirements:

- Pan-European coverage
- Dedicated LCV Sales & After Sales staff
- Competitive financing solutions
- Tailor made conversion offers
- Competitive extended warranty offers to go even beyond NISSAN LCV 5 Year Warranty.
- Test drive your choice



AFTERSALES SERVICES

If your car breaks down, it's inconvenient. If your van breaks down, it's a serious blow to your business. Even time allowed for servicing is downtime, when your van isn't earning its keep. At Nissan, we understand these hard business facts. So we do the best to ensure that your van stays where it belongs – working for you, on the road.



NISSAN SERVICE CONTRACTS AND EXTENDED WARRANTY

For total peace of mind and budget control, you can subscribe to a Nissan Service Contract which will cover your periodic maintenance and Wear & Tear parts for the mileage and period that suits your business best. This way, you can ensure that your new NV300 is serviced by dedicated Nissan technicians. And for even more serenity, you can get an Extended Warranty to cover possible mechanical and electrical breakdown after the end of your new NV300 warranty.



5 YEAR ROADSIDE ASSISTANCE

- Pan-European coverage for breakdowns, accidents, non-warrantable incidents (such as flat tyres, lost keys, wrong fuel...)
- 24/7, 365 days
- Emergency Call Centre
- Prompt roadside assistance

If this is not possible and your vehicle is still immobilised after a few hours, we will make sure you are provided with a courtesy vehicle as soon as possible or if necessary, overnight accommodation and travel to your onward destination or back to your base. We will also recover your immobilised vehicle.



visit our website at: www.nissan.co.uk/NV300

Follow Nissan N300 on:



****5 Year / 100,000 miles (whatever comes first) Manufacturer Warranty for the LCV range (with the exception of e-NV200: 8 Year / 100,000 miles lithium-ion battery state of health guarantee, 5 Year / 60,000 miles Manufacturer Warranty for EV system parts, 3 Year / 60,000 miles for the rest of the vehicle)**

Every effort has been made to ensure that the content of this publication is correct at the time of going to press (April 2020). This brochure has been produced featuring prototype vehicles exhibited at motor shows. In accordance with the company's policy of continuously improving its products, Nissan Europe reserves the right to change at any time the specification and the vehicles described and shown in this publication. Nissan dealers will be informed of any such modifications as quickly as possible. Please check with your local Nissan dealer to receive the most up-to-date information. Because of the limitations of the printing processes used, the colours shown in this brochure may differ slightly from the actual colours of the paint and interior trim materials used. All rights reserved. Reproduction in whole or part of this brochure without the written permission of Nissan Europe is forbidden.

Dealer stamp:



PURE VANS

Telephone - 01633-212944

Email - sales@purevans.com

www.purevans.com