



PURE VANS

Telephone - 01633-212944

Email - sales@purevans.com

www.purevans.com

The Crafter panel van Brochure



Commercial
Vehicles



Build
your own



Find a
Tour Centre



Test drive



Offers &
Finance



Conversions



Comparator



Ready for the toughest jobs.

- Robust design, technologies and driver assistance systems.
- More practical, economical, and innovative than ever before.
- Outstanding in its class.



The perfect workplace.

- Available with an ergoComfort/ergoActive suspension seat*
- A variety of storage solutions with a wide range of different ports and connections
- Available with a heated leather multi-function steering wheel*
- Available with a 230V socket (300w)*

Excellent loadability.

- High load compartment of up to 2,196mm
- Wide side sliding door with an opening width of 1,311mm
- LED load compartment lighting*
- 100mm lower loading sill²
- Up to 18.4m load volume¹

A choice of drive systems.

- Front wheel drive delivers the highest possible load compartment
- The first van to offer an 8-speed automatic gearbox with a choice of front wheel, rear wheel and 4MOTION all-wheel drive

Value for money.

- High residual value
- Low fuel consumption
- Low maintenance costs

Superb connectivity.

- Telematics preparation including FMS 3.0 compatibility*
- Customer-specific function control unit (for special bodies and conversions)*
- Car-Net mobile online services*

Load securing options.

- Available with an optional universal floor*
- Load compartment designed for the addition of flexible shelving systems
- Interior roof rack*
- Up to 14 load-lashing rings

Numerous driver assistance and safety systems.

- The first with City Emergency Braking and Automatic Post-Collision Braking as standard
- Electromechanical Servotronic steering as standard
- Side protection*
- Lane Keeping Assist*
- Rear Traffic Alert*
- Trailer Assist*
- Park Assist*
- LED headlights*

* Available as an option. ¹ Will be introduced at a later date. ² Figure applies to the Crafter panel van with front wheel drive, compared to rear wheel drive and 4MOTION all-wheel drive. Illustration includes options at extra charge. Please contact your local Volkswagen Commercial Vehicles Van Centre for details of the standard equipment and optional extras available.



Build
your own



Find a
Tour Centre



Test drive



Offers &
Finance



Conversions



Comparator



Contents

Exterior >



Business pack >



Assistance systems >



Price list >



Finance options >



Mobile online services >



Equipment >



Interior >




Crafter Bodies & Conversions >



Technical
information >



Accessories >



Paint & upholstery >



The Crafter panel van >



Drive systems >



Model variants >



Finance, insurance, servicing
& warranties >





Build
your own



Find a
Tour Centre



Test drive



Offers &
Finance



Conversions



Comparator



Crafted by you. Engineered by us.



More practical, economical and innovative than ever before. The Crafter panel van is a commercial vehicle like no other. Designed by our customers for our customers. Built from the ground up, using 100% Volkswagen DNA as a cost-effective, transport-oriented solution to meet the demands of a diverse range of businesses. The Crafter panel van represents state-of-the-art manufacturing, with the sole aim of making it the best commercial vehicle in its class.



LCV of the
Year



Illustration includes options at extra charge. Please contact your local Volkswagen Commercial Vehicles Van Centre for details of the standard equipment and optional extras available.

Exterior

Interior

Drive systems

Assistance
systems

Crafter
panel van

Crafter Bodies
& Conversions

Business Pack

Equipment

Model variants

Paint &
upholstery

Mobile
online services

Technical
information

Price list

Accessories

Finance
options

Finance,
insurance,
servicing &
warranties

The perfect workplace.

Delivering storage, comfort and technology.

- Storage and carrying compartments.**
- A Practical open storage compartments, consisting of three separate spaces
 - B Multiple sturdy cup holders
 - C Largest glovebox in its class
 - D Lower dashboard tray with space for longer items
 - E Storage in the doors for 1.5 litre bottles, folders and much more. Optional above-cab storage
- Ports and connections.**
- F Standard USB port for charging mobile devices
 - G Standard Bluetooth® connection for mobile phones in conjunction with all radio and navigation devices
 - H Multiple 12V sockets. Optional 230V socket for charging tool batteries and laptops (not shown)
- Comfort.**
- I Optional heated leather multi-function steering wheel
 - J Narrow 'A' pillars for improved all-round vision

Illustration includes options at extra charge.
Please contact your local Volkswagen Commercial Vehicles Van Centre for details of the standard equipment and optional extras available.



The ergoComfort suspension seat.

- A Suspension seat with weight adjustment
- B Longitudinal seat adjustment
- C Seat height adjustment
- D Seat depth adjustment
- E Seat tilt adjustment
- F Backrest adjustment
- G Electric 4-way lumbar support
- H Headrest adjustment
- I Armrest adjustment

The ergoActive suspension seat.

- J Seat massage function*

* This feature is in addition to the standard features of the ergoComfort seat.

The ergoComfort suspension seats.

Adjustable for a more comfortable driving position.

The optional ergoComfort and ergoActive suspension seats with 20-way adjustment are designed to deliver optimum comfort through the reduction of road-related jolts. The combination of electric and manual adjustment allows the driver to select their preferred seating position. In addition, should you desire, the massage function is also available for the ergoActive suspension seat only.



Two optional large storage compartments in the roof shelf.

A wide range of drive systems.

The Crafter panel van – available with an 8-speed automatic gearbox and a choice of three different drive systems.

The 8-speed automatic transmission is the only one in its class that can be combined with three different drive systems. It has been specially calibrated for the Crafter panel van’s specific driving characteristics, enabling both comfortable and consumption-optimised handling.

Front wheel drive.



100mm lower load sill and entry height.
Highest load height in class.
Highest payload in the range.




Rear wheel drive.



High towing capacity up to 3.5t.
Gross train weight of up to 8.0t.
Better traction with heavy loads.


Longitudinally-mounted front engine.

4MOTION
all-wheel drive.



Dependable traction and control.
Improved directional stability.


Transversely-mounted front engine.

102PS engine	6-speed manual gearbox
122PS engine	-
140PS engine	6-speed manual gearbox or 8-speed automatic gearbox
177PS engine	6-speed manual gearbox or 8-speed automatic gearbox

102PS engine	-
122PS engine	6-speed manual gearbox (only available in combination with twin tyres)
140PS engine	6-speed manual gearbox (only available in combination with single tyres)
177PS engine	6-speed manual gearbox or 8-speed automatic gearbox

102PS engine	-
122PS engine	-
140PS engine	6-speed manual gearbox
177PS engine	6-speed manual gearbox or 8-speed automatic gearbox

Illustration includes options at extra charge. Please contact your local Volkswagen Commercial Vehicles Van Centre for details of the standard equipment and optional extras available.

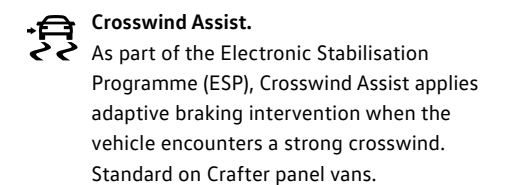
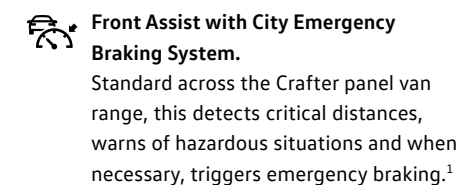
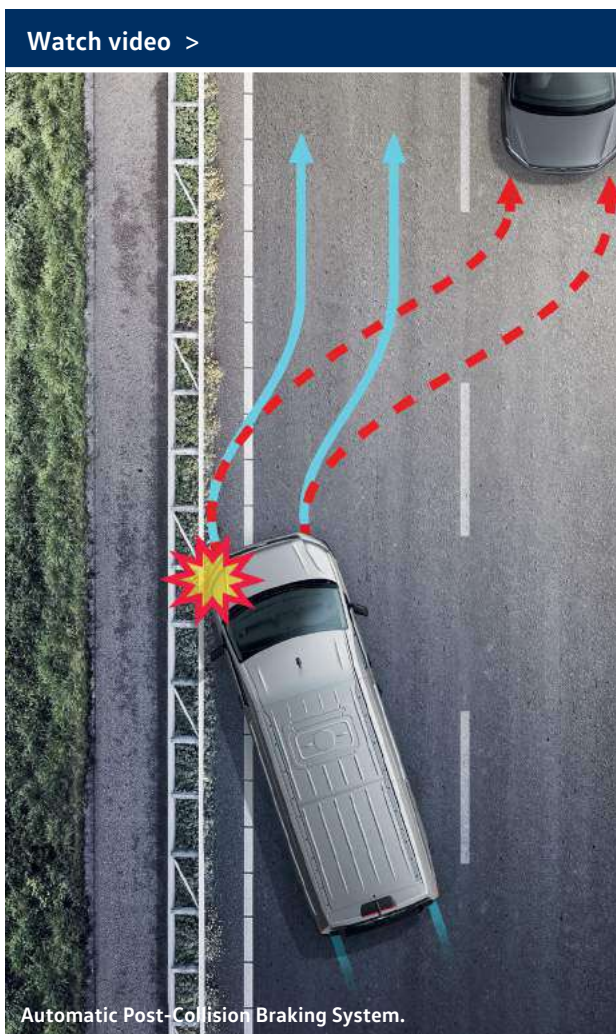


Illustration includes options at extra charge.
Please contact your local Volkswagen Commercial Vehicles Van Centre for details
of the standard equipment and optional extras available.

Assistance systems to help keep you one step ahead.




Fitted as standard, the Automatic Post-Collision Braking System triggers braking after a collision, with the aim of preventing secondary collisions.



Available as an option, Side protection monitors the vehicle's sides and alerts you with visual and audible warnings if you're getting too close to other vehicles, pillars, walls or pedestrians.



 Available as an option, Trailer Assist automatically manoeuvres the vehicle, if fitted with a trailer, during parallel and reverse parking.



Available as an option on Trendline only, ACC uses a front radar to measure the distance (up to 120 metres) and speed relative to vehicles driving ahead. It automatically regulates the pre-set distance. ACC also includes the Front Assist with City Emergency Braking System. This detects critical distances, warns of hazardous situations and when necessary, a speed of up to 18mph triggers emergency braking.

Illustration includes options at extra charge. Please contact your local Volkswagen Commercial Vehicles Van Centre for details of the standard equipment and optional extras available.



Lane Keeping Assist.

Lane Keeping Assist.¹

Available as an option, Lane Keeping Assist countersteers the vehicle if the driver unintentionally drifts from a lane. The system also emits audible and visual warnings via the multi-function display to alert the driver of danger.



Rear Traffic Alert.

Rear Traffic Alert.

Available as an option, Rear Traffic Alert helps by emitting an audible warning when reversing out of a parking space if another vehicle is getting too close. If the driver fails to respond, the system intervenes and applies braking to help avoid a collision.



Park Assist.

Park Assist.

This useful option aids positioning into parking spaces. When reverse is engaged, the vehicle assumes control of the steering. All that's required of the driver is operate the clutch, accelerator and brake pedals, whilst keeping a good lookout.



Light Assist.

Light Assist high-beam assistant.

Automatically dips the headlights when it detects oncoming vehicles, or vehicles travelling ahead, to prevent other drivers from becoming dazzled. The system automatically switches on the high-beam headlights when the vehicle is travelling above 37mph in darkness.

1 Within the system's thresholds.

Illustration includes options at extra charge. Please contact your local Volkswagen Commercial Vehicles Van Centre for details of the standard equipment and optional extras available.

Starting from
£25,790†

Please
click here
for more
details.

Highlights of the Crafter panel van

- 1 Value applies to the Crafter panel van with long wheelbase Maxi, super-high roof and front-wheel drive.
- 2 In comparison to rear-wheel drive and 4MOTION all-wheel drive.

100mm lower loading sill with the front-wheel drive.²

100mm lower loading sill with the front-wheel drive.²



Illustration includes options at extra charge. Please contact your local Volkswagen Commercial Vehicles Van Centre for details of the standard equipment and optional extras available.

Volkswagen Commercial Vehicles may change RRP's at any time (this includes where there are government changes in regulation and/or legislation). There may be a delay to any RRP displaying correctly on our materials. Always obtain prices from your chosen authorised Van Centre. † Basic RRP excluding VAT.



01 Rear wing doors. The two roof-height doors provide an opening angle of 180°. On Trendline models the standard rear wing doors are extended to an increased opening of 270°. The 270° rear wing doors are available as an option on Startline models.

02 Wooden floor.² This 8mm thick wooden floor for the load compartment provides the optimum surface for your cargo to rest on. Robust beechwood ensures outstanding sturdiness and resilience. Standard on Trendline and optional on Startline models.

03 Universal floor.^{1,2} This wooden floor is the ideal basis for retrofitting the shelving and cupboard systems available from a range of manufacturers. Special adapters (A) enable cupboard systems to be easily fastened using the notches. Longitudinal and transverse load-lashing rails (B) are available as an option for the universal floor.

1 Optional at extra cost. 2 Will be introduced at a later date.
Illustration includes options at extra charge. Please contact your local Volkswagen Commercial Vehicles Van Centre for details of the standard equipment and optional extras available.

Storage pockets for the rear wing doors (not shown).¹ The removable storage pockets provide a safe and handy storage option for small tools.


Protective grilles for the rear wing doors (not shown).¹ These protect the rear windows against glass breakage and also help to prevent theft.

Up to 14 load-lashing rings (not shown). The Crafter panel van features two additional load-lashing rings on the partition allowing you to securely fasten cargo with tensioning straps and nets. The adjustable load-lashing rings are recessed to lie flush with the floor. To reduce the risk of being a trip hazard, they can also be folded to the sides in the vicinity of the doors.

Preparation for shelving systems (not shown). There are numerous holes for M6 bolts above and below the window area that simplify installation. The holes are spaced 100mm intervals.

Innovative load compartments

- Preparation for shelving systems
- Available with a sturdy, hard-wearing beechwood floor
Standard on Trendline and optional on Startline models
- Up to 14 high-strength, retractable load-lashing rings





01



02 | 03



04 | 05

01 Bulkhead – full-height without window. A roof compartment above the driver’s cabin is available upon request for the high roof variant and is a standard feature with the super-high roof.

02 Half-height plywood side lining.¹ The load compartment cladding made of 5mm thick rigid plywood panels is especially robust. It is fitted from the floor up to the load-lashing rails and is also highly durable.

03 Storage boxes above the wheel housings.¹ Fitted above both wheel housings in the load compartment and provide space for tools, high visibility vests, gloves, etc.

04 Roof-height plywood side lining.¹ 5mm thick rigid plywood panels make this side cladding especially resistant to impacts and is also highly durable.

05 Load-lashing rails.¹ Robust metal rails are available for the side walls, the bulkhead, the roof frame and universal floor for optimum load securing.

Solutions for partitioning, securing and working

- Optional internal roof rack for long objects
- Also available with optional load-lashing rails on the side walls, partitions and also on the roof



06



07

06 Internal roof rack.¹ Enables easy transport of long objects. The two rails can be moved within the vehicle and adjusted to the length of the objects. They can also be removed when the roof rack is not needed.

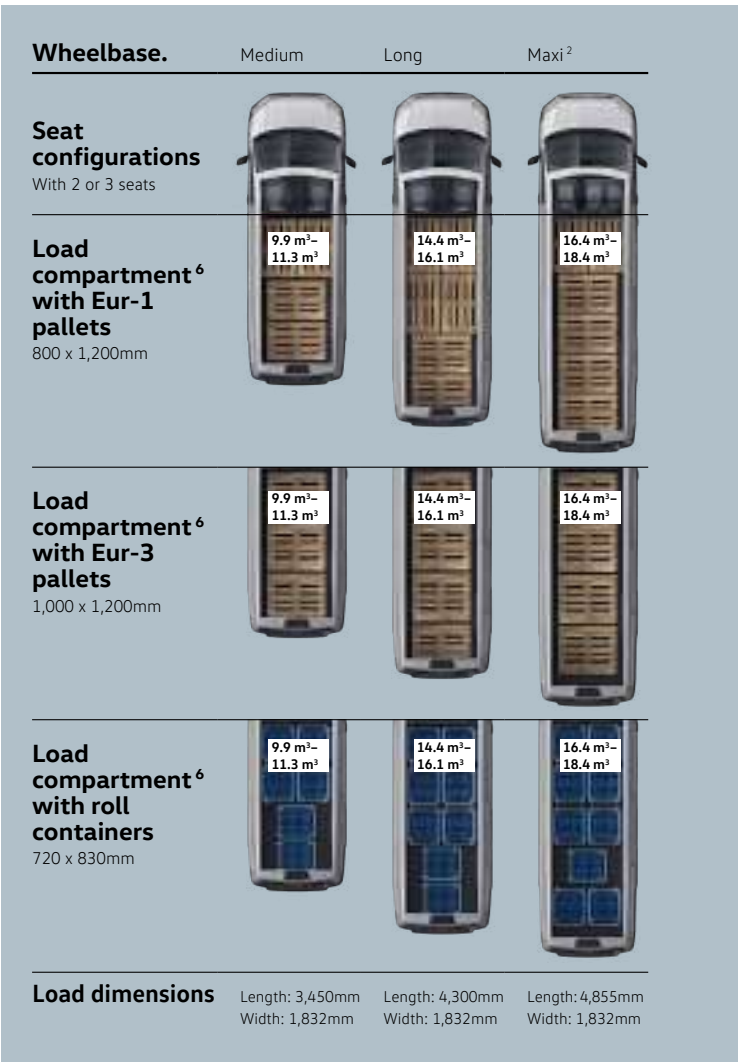
230V socket, external and internal (not shown).¹ The 230V external CEE socket provides the interior of the vehicle with an electricity supply of up to 2500W (16A) via a socket in the load compartment. This enables electrical equipment to be used inside the vehicle. The scope of delivery also includes a circuit breaker and a charger for the vehicle battery.

07 LED load compartment lighting.¹ Four LEDs integrated into the headlining provide bright and evenly distributed illumination of the load compartment.

12V sockets (not shown).¹ A 12V socket is integrated into an accessible location on the D-pillar of the rear wing door and on the sliding door. Vehicles with two sliding doors feature a third socket.

1 Optional at extra cost. Illustration includes options at extra charge. Please contact your local Volkswagen Commercial Vehicles Van Centre for details of the standard equipment and optional extras available.

Easy to load. Loads of space.



Side sliding door with 1,311mm opening width. Easy to load and unload with common load carriers such as Euro pallets.

High load compartment with up to 2,196mm.⁴ In conjunction with front wheel drive, the Crafter panel van offers a competitive load height for its class.

100mm lower load sill. Compared to the rear wheel drive and 4MOTION all-wheel drive, the front wheel drive further simplifies loading and unloading thanks to its lower load sill.

Universal floor for fitting third-party storage systems.⁵ The optional wooden floor is the ideal base for fitting your choice of storage system from a range of manufacturers. Special adapters for the notches in the floor deliver the flexibility to add or remove items with ease.

Preparation for shelving systems. Numerous hexagonal holes for M6 screw fittings are located every 100mm within the load area, simplifying the mounting of shelves and storage units.

1 With front wheel drive, RWD single rear wheel and 4MOTION all-wheel drive. 2 Not available with a low roof. 3 Not available in conjunction with a super-high roof. 4 Figures based on the front wheel drive Crafter panel van long wheelbase Maxi with super-high roof. 5 Optional at extra cost. 6 Figures are based on low roof to high roof load volumes/load volume for front-wheel drive. Illustration includes options at extra charge. Please contact your local Volkswagen Commercial Vehicles Van Centre for details of the standard equipment and optional extras available.

The Crafter panel van.

Engineered for you.

The Crafter panel van is the perfect basis for specialist conversion due to its robust design. You can find example bodies here, on the following pages and also at www.volkswagen-vans.co.uk/conversions



01 Mobility van. The particularly low entry height and front wheel drive provide the optimal basis for the conversion of the Crafter panel van into a vehicle for persons with reduced mobility. Useful features include linear lift or rear lowering.

02 Emergency services vehicle. The Crafter panel van's versatility, with three lengths and heights as well as front wheel drive, rear wheel drive and 4MOTION all-wheel drive make it the ideal base vehicle for this specialist application.

03 Mobile breakdown assistance van. The large cargo space in the Crafter panel van with high roof is ideal for expansion as a mobile workshop.

Upgrade your Crafter panel van with the discounted Business Pack.

Now you can drive away in an upgraded Volkswagen Crafter panel van for less.



The Startline and Trendline Crafter panel van Business Pack includes:

- Anti-theft alarm with interior monitoring, backup horn and towing protection
- Climatic air conditioning system
- Overhead storage with two 1-Din slots and reading light
- Parking sensors, front and rear

Upgrade now for as little as **£1,305** +VAT.

SAVING UP TO £1,390[†] FOR YOU AND YOUR BUSINESS

Volkswagen Commercial Vehicles may change RRP's at any time (this includes where there are government changes in regulation and/or legislation). There may be a delay to any RRP displaying correctly on our materials. Always obtain prices from your chosen authorised Van Centre.
[†] Saving against the cost of purchasing individual items.
Image shown is for illustrative purposes only. Vehicle shown is not UK specification.

Exterior	Interior	Drive systems	Assistance systems	Crafter panel van	Crafter Bodies & Conversions	Business Pack	Equipment	Model variants	Paint & upholstery	Mobile online services	Technical information	Price list	Accessories	Finance options	Finance, insurance, servicing & warranties
----------	----------	---------------	--------------------	-------------------	------------------------------	---------------	-----------	----------------	--------------------	------------------------	-----------------------	------------	-------------	-----------------	--------------------------------------------

Crafter panel van

Startline

Standard equipment

Audio and communications
Composition Audio radio with USB/iPod connection and Bluetooth®
Cab area
Austin fabric seat covers (Anthracite)
Dual passenger seat with storage compartment and folding tray in backrest
Electromechanical Servotronic steering
Rubber floor covering
Steering wheel with reach and rake adjustment
12V socket
Cargo area
Full-height steel bulkhead without window
Rear wing doors without window
Two load-lashing rings on B-pillar
Exterior
Manually adjustable door mirrors
180° rear wing doors. (270° hinges on LWB Maxi)
75 litre fuel tank with lockable cap
Manual side sliding door passenger's side
Black unpainted bumpers

Additional equipment – Startline 5.0T GVW models

Exterior
Double rear wheels
Rear wheel drive

Safety and security
Anti-lock Braking System (ABS)
Automatic hazard lights activation under emergency braking
Crosswind Assist
Driver Alert System
Electronic Brake Assist (EBA)
Electronic Stabilisation Programme (ESP), load adjusting
Engine immobiliser
Front Assist with City Emergency Braking System
Halogen main headlights with range control and daytime running function
Parking brake with hill hold control.
Remote central locking with two remote keys
Seat belt warning light for driver
Three-point inertia-reel seatbelts for all seats
Windscreen wiper with variable intermittent delay and wash-wipe system
Wheels and tyres
16" x 6.5J steel wheels
205/75 R16 C113/111 low rolling resistance
Full size steel spare wheel
Tool kit and jack

Safety and security
Mandatory speed limiter – 56mph.
Smart digital tachograph

Starting from **£25,790**†

Please click here for more details.



Front Assist with City Emergency Braking System.

Illustrations includes options at extra charge.

Upgrade your Crafter Startline panel van with a Business Pack and save £1,390.*

* Saving against the cost of purchasing individual items.

- Anti-theft alarm with interior monitoring, back-up horn and towing protection
- Climatic air conditioning system
- Overhead storage with two 1-Din slots and reading light
- Parking sensors, front and rear

FOR ONLY **£1,305** + VAT

Find out more

Volkswagen Commercial Vehicles may change RRP's at any time (this includes where there are government changes in regulation and/or legislation). There may be a delay to any RRP displaying correctly on our materials. Always obtain prices from your chosen authorised Van Centre. † Basic RRP excluding VAT.

Crafter panel van

Trendline

Additional equipment – Trendline

Audio and communications
Composition Media DAB+ radio with 8 inch touch-screen, USB/iPod connection and Bluetooth®
App-Connect
Voice control
Cab area
Comfort single driver’s seat including 2-way lumbar support and armrest
Cruise control with speed limiter
Electrically adjustable and heated door mirrors
Multi-function display Plus
Multi-function steering wheel
Cargo area
Grab handles on rear entry pillars
Load floor cover – wooden
Exterior
Rear wing doors with 270° hinges



Starting from
£30,015†

Please click here for more details.

Illustration includes options at extra charge.
Please contact your local Volkswagen Commercial Vehicles Van Centre for details of the standard equipment and optional extras available.


Upgrade your Crafter Trendline panel van with a Business Pack and save £1,390.*

* Saving against the cost of purchasing individual items.

- Anti-theft alarm with interior monitoring, back-up horn and towing protection
- Climatic air conditioning system
- Overhead storage with two 1-Din slots and reading light
- Parking sensors, front and rear

FOR ONLY
£1,305
+ VAT







Find out more



Volkswagen Commercial Vehicles may change RRP's at any time (this includes where there are government changes in regulation and/or legislation). There may be a delay to any RRP displaying correctly on our materials. Always obtain prices from your chosen authorised Van Centre. † Basic RRP excluding VAT.



The Crafter panel van model variants.

Panel van	Medium wheelbase	Long wheelbase	Long wheelbase Maxi
Vehicle length	5,986mm	6,836mm	7,391mm
Interior length	3,450mm	4,300mm	4,855mm
Low roof (optional) Vehicle height ¹ : 2,355mm Interior height ² : 1,726mm		---	---
High roof (standard) Vehicle height ¹ : 2,590mm Interior height ² : 1,961mm			
Super-high roof (optional) Vehicle height ¹ : 2,798mm Interior height ² : 2,196mm	---		


1 For front-wheel drive, 4MOTION all-wheel drive, and rear-wheel drive with single tyres. Height dimensions to the road have a tolerance of ± 50mm. 2 Interior height for front-wheel drive.

Illustration includes options at extra charge. Please contact your local Volkswagen Commercial Vehicles Van Centre for details of the standard equipment and optional extras available.


Paint & upholstery



Candy White. Solid paint finish.




Cherry Red. Solid paint finish.




Bright Orange. Solid paint finish.



Standard Black unpainted front bumper.



Ontario Green. Solid paint finish.



Deep Ocean Blue. Solid paint finish.




Reflex Silver¹. Metallic paint finish.




Optional body-coloured front bumper.



Indium Grey¹. Metallic paint finish.



Deep Black¹. Pearl Effect paint finish.



'Austin' upholstery. Titanium Black.



'Memphis' cloth upholstery¹. Titanium Black.



Robust 'Marathon' upholstery¹ Palladium.

1 Optional at extra cost.

Please note: Screen representations do not allow exact reproduction of paint and upholstery colours.


Illustrations include options at extra charge. Please contact your local Volkswagen Commercial Vehicles Van Centre for details of the standard equipment and optional extras applicable in your country.


Perfectly connected.


With the Car-Net mobile online services.


The future of mobility is now the present – and available upon request in your Volkswagen commercial vehicle. The mobile online services enable you to enhance the Crafter panel van, transforming it into an Internet-based information centre. Car-Net ‘App-Connect’ enables you to conveniently use and control content on your smartphone even while driving. Using Car-Net ‘Guide & Inform’, you expand the optional Discover Media navigation system to include numerous additional on-board information services. More information is available at www.volkswagen-vans.co.uk/about-us/technology/car-net





- 


Vehicle Status
The customer can access many vehicle information, e.g. mileage, maintenance information, remaining range and tank capacity.
- 


Vehicle Health Report
The vehicle sends information about the vehicle health (e.g. warnings, service requirements from the instrument cluster) regularly or on request to the Volkswagen Server. The current Vehicle Health Report can be accessed through the web portal.
- 


Area Alert
By using the web portal or the app the vehicle owner can create up to ten areas that the vehicle is not allowed to leave or enter in a certain time period. If the rule is ignored, a notification will be sent to the vehicle owner.
- 


Speed Alert
The vehicle owner can set up a speed limit for his vehicle (once or permanently). If the vehicle exceeds the speed limit, a notification will be sent to the vehicle owner.
- 

Online Anti-Theft-Alarm
Enhancement of the anti-theft alarm signalling through instant notifications via mail or push to the smartphone.
- 

Service Scheduling
The vehicle reports service requirements to the VW server. The vehicle owner can choose a preferred service partner who can access the data and contact him pro-actively.
- 

Driving Data
The vehicle owner can view his current driving data (e.g. average fuel consumption, driving distance, etc.) through the customer web portal or his app.
- 

Horn & Turn Signals
The owner can remote control the hazard warning lights and the horn of his vehicle. The current status of the honking and flashing is displayed in the app.
- 

Doors & Light
The vehicle owner can check the locking status of the vehicle’s doors and parking lights.
- 

Parking Position
At the end of a trip the vehicle sends the exact parking position to the VW server. In order to find the parked vehicle the location can be accessed through the customer web portal or the smartphone app.



1 Will be introduced at a later date.

Engine & gearbox data

Engine specifications	2.0 TDI 102PS	2.0 TDI 122PS	2.0 TDI 140PS	2.0 TDI 177PS
Mixture preparation/injection method	Common-rail/exhaust-gas turbocharger	Common-rail/exhaust-gas turbocharger	Common-rail/exhaust-gas turbocharger	Common-rail/exhaust-gas turbocharger
EU exhaust emission standard	Euro 6d-TEMP-EVAP-ISC	Euro 6*	Euro 6d-TEMP-EVAP-ISC	Euro 6d-TEMP-EVAP-ISC*
Number of cylinders	4	4	4	4
Cubic capacity	1,968cc	1,968cc	1,968cc	1,968cc
Output, PS at rpm	102 at 3,000-3,500	122 at 3,500	140 at 3,500-3,600	177 at 3,600
Torque, max. Nm at rpm	300 at 1,400-2,250	300 at 1,400-2,250	340 at 1,600-2,250	410 at 1,500-2,000
Fuel tank capacity	75 litres	75 litres	75 litres	75 litres
AdBlue® tank capacity	18 litres	18 litres	18 litres	18 litres
Diesel Particulate Filter [DPF]	●	●	●	●
6-speed manual gearbox	●	●	●	●
8-speed automatic gearbox	–	–	○	○
Front-wheel drive	●	–	●	●
Rear-wheel drive	–	●	○	○
4MOTION all-wheel drive	–	–	○	○
Alternator ¹	140 A or 180 A	140 A or 180 A	140 A or 180 A	140 A or 180 A
Battery ²	92 Ah or 95 Ah	92 Ah or 95 Ah	92 Ah or 95 Ah	92 Ah or 95 Ah

● Standard ○ Available – Not available. * Please note CR50 models meet Euro 6 standards.

1 Alternator rating depends on trimline and additional optional equipment fitted. 2 Battery rating depends on additional optional equipment fitted.

Panel van fuel consumption, performance and emissions

Engine/transmission		CO ₂ emissions, g/km ¹		Urban mpg (ltr/100km) ¹	Extra-Urban mpg (ltr/100km) ¹	Combined mpg (ltr/100km) ¹	Top speed, mph, (where law permits)
		Max.	Min.				
Startline medium wheelbase with high roof							
CR30	2.0TDI 102PS FWD 6-speed manual	199	– 199	35.8 (7.9)	38.7 (7.3)	37.2 (7.6)	88
CR35	2.0TDI 102PS FWD 6-speed manual	199	– 199	35.8 (7.9)	37.8 (7.3)	37.2 (7.6)	88
	2.0TDI 140PS FWD 6-speed manual	203	– 203	34.4 (8.2)	38.2 (7.4)	36.7 (7.7)	98
	2.0TDI 140PS 4MOTION 6-speed manual	240	– 240	27.7 (10.2)	32.8 (8.6)	31.0 (9.1)	96
	2.0TDI 140PS FWD 8-speed automatic	194	– 194	35.3 (8.0)	39.8 (7.1)	38.2 (7.4)	96
	2.0TDI 140PS RWD 6-speed manual	TBA	– TBA	TBA	TBA	TBA	TBA
Startline long wheelbase with high roof							
CR35	2.0TDI 102PS FWD 6-speed manual	203	– 199	35.8 (7.9)	38.7 (7.3)	37.2 (7.6)	88
	2.0TDI 140PS FWD 6-speed manual	205	– 205	34.4 (8.2)	37.7 (7.5)	36.2 (7.8)	98
	2.0TDI 140PS 4MOTION 6-speed manual	240	– 240	27.7 (10.2)	32.8 (8.6)	31.0 (9.1)	96
	2.0TDI 140PS FWD 8-speed automatic	202	– 202	33.2 (8.5)	38.7 (7.3)	36.7 (7.7)	96
	2.0TDI 140PS RWD 6-speed manual	TBA	– TBA	TBA	TBA	TBA	TBA
Startline long wheelbase Maxi with high roof							
CR35	2.0TDI 102PS FWD 6-speed manual	203	– 203	35.3 (8.0)	37.7 (7.5)	36.7 (7.7)	88
	2.0TDI 140PS FWD 6-speed manual	205	– 205	34.4 (8.2)	37.7 (7.5)	36.2 (7.8)	98
	2.0TDI 140PS 4MOTION 6-speed manual	240	– 240	27.7 (10.2)	32.8 (8.6)	30.7 (9.2)	96
	2.0TDI 140PS FWD 8-speed automatic	205	– 202	33.2 (8.5)	38.7 (7.3)	36.7 (7.7)	96

1 These vehicles are WLTP (Worldwide Harmonised Light-Duty Vehicles Test Procedure) type approved vehicles. More information is available at www.volkswagen-vans.co.uk/about-us/wltp. However, to facilitate comparison between different models from different manufacturers and to accommodate the full transition to this new testing regime, we have displayed NEDC figures. These NEDC figures have been derived from WLTP testing, and may not be equivalent to NEDC figures from NEDC testing, so comparisons may be unreliable. Fuel consumption and efficiency figures are provided for comparative purposes only and may not reflect ‘real world’ driving results. Choice of wheels and other options may affect fuel consumption and emissions data.

Panel van fuel consumption, performance and emissions (continued)

Engine/transmission		CO ₂ emissions, g/km ¹		Urban mpg (ltr/100km) ¹	Extra-Urban mpg (ltr/100km) ¹	Combined mpg (ltr/100km) ¹	Top speed, mph, (where law permits)
		Max.	Min.				
Trendline medium wheelbase with high roof							
CR30	2.0TDI 102PS FWD 6-speed manual	199	– 199	35.8 (7.9)	38.7 (7.3)	37.2 (7.6)	88
CR35	2.0TDI 102PS FWD 6-speed manual	199	– 199	35.8 (7.9)	38.7 (7.3)	37.2 (7.6)	88
	2.0TDI 140PS FWD 6-speed manual	203	– 203	34.4 (8.2)	38.2 (7.4)	36.7 (7.7)	98
	2.0TDI 140PS 4MOTION 6-speed manual	240	– 240	27.7 (10.2)	32.8 (8.6)	31.0 (9.1)	98
	2.0TDI 140PS FWD 8-speed automatic	194	– 194	35.3 (8.0)	39.8 (7.1)	38.2 (7.4)	98
	2.0TDI 140PS RWD 6-speed manual	TBA	– TBA	TBA	TBA	TBA	TBA
	2.0TDI 177PS FWD 6-speed manual	208	– 206	32.5 (8.7)	38.7 (7.3)	36.2 (7.8)	103
	2.0TDI 177PS 4MOTION 6-speed manual	236	– 236	28.5 (9.9)	33.2 (8.5)	31.4 (9.0)	103
	2.0TDI 177PS 4MOTION 8-speed automatic	245	– 245	TBA	TBA	TBA	TBA
	2.0TDI 177PS FWD 8-speed automatic	203	– 203	34.4 (8.2)	37.2 (7.6)	36.7 (7.7)	103
	2.0TDI 177PS RWD 6-speed manual	TBA	– TBA	TBA	TBA	TBA	TBA
Trendline long wheelbase with high roof							
CR35	2.0TDI 102PS FWD 6-speed manual	203	– 199	35.8 (7.9)	38.7 (7.3)	37.2 (7.6)	88
	2.0TDI 140PS FWD 6-speed manual	205	– 205	34.4 (8.2)	37.7 (7.5)	36.2 (7.8)	98
	2.0TDI 140PS 4MOTION 6-speed manual	240	– 240	27.7 (10.2)	32.8 (8.6)	31.0 (9.1)	96
	2.0TDI 140PS FWD 8-speed automatic	202	– 202	33.2 (8.5)	38.7 (7.3)	36.7 (7.7)	96
	2.0TDI 140PS RWD 6-speed manual	TBA	– TBA	TBA	TBA	TBA	TBA
	2.0TDI 177PS FWD 6-speed manual	210	– 210	31.7 (8.9)	38.2 (7.4)	35.3 (8.0)	103
	2.0TDI 177PS 4MOTION 6-speed manual	238	– 236	28.5 (9.9)	33.2 (8.5)	31.4 (9.0)	103
	2.0TDI 177PS 4MOTION 8-speed automatic	247	– TBA	TBA	TBA	TBA	TBA
	2.0TDI 177PS FWD 8-speed automatic	209	– 209	32.8 (8.6)	36.7 (7.7)	35.3 (8.0)	103
	2.0TDI 177PS RWD 6-speed manual	TBA	– TBA	TBA	TBA	TBA	TBA

1 These vehicles are WLTP (Worldwide Harmonised Light-Duty Vehicles Test Procedure) type approved vehicles. More information is available at www.volkswagen-vans.co.uk/about-us/wltp. However, to facilitate comparison between different models from different manufacturers and to accommodate the full transition to this new testing regime, we have displayed NEDC figures. These NEDC figures have been derived from WLTP testing, and may not be equivalent to NEDC figures from NEDC testing, so comparisons may be unreliable. Fuel consumption and efficiency figures are provided for comparative purposes only and may not reflect 'real world' driving results. Choice of wheels and other options may affect fuel consumption and emissions data.

Panel van fuel consumption, performance and emissions (continued)

Engine/transmission		CO ₂ emissions, g/km ¹		Urban mpg	Extra-Urban mpg	Combined mpg	Top speed, mph,
		Max.	Min.	(ltr/100km) ¹	(ltr/100km) ¹	(ltr/100km) ¹	(where law permits)
Trendline long wheelbase Maxi with high roof							
CR35	2.0TDI 102PS FWD 6-speed manual	203 – 203		35.3 (8.0)	37.7 (7.5)	36.7 (7.7)	88
	2.0TDI 140PS FWD 6-speed manual	205 – 205		34.4 (8.2)	37.7 (7.5)	36.2 (7.8)	98
	2.0TDI 140PS FWD 8-speed automatic	205 – 202		33.2 (8.5)	38.7 (7.3)	36.7 (7.7)	96
	2.0TDI 140PS 4MOTION 6-speed manual	240 – 240		27.7 (10.2)	32.8 (8.6)	30.7 (9.2)	96
	2.0TDI 177PS FWD 6-speed manual	210 – 210		31.7 (8.9)	38.2 (7.4)	35.3 (8.0)	103
	2.0TDI 177PS 4MOTION 6-speed manual	238 – 238		28.2 (10.0)	33.2 (8.5)	31.0 (9.1)	103
	2.0TDI 177PS 4MOTION 8-speed automatic	212 – 209		32.8 (8.6)	36.7 (7.7)	35.3 (8.0)	TBA
	2.0TDI 177PS FWD 8-speed automatic	247 – TBA		TBA	TBA	TBA	TBA

1 These vehicles are WLTP (Worldwide Harmonised Light-Duty Vehicles Test Procedure) type approved vehicles. More information is available at www.volkswagen-vans.co.uk/about-us/wltp. However, to facilitate comparison between different models from different manufacturers and to accommodate the full transition to this new testing regime, we have displayed NEDC figures. These NEDC figures have been derived from WLTP testing, and may not be equivalent to NEDC figures from NEDC testing, so comparisons may be unreliable. Fuel consumption and efficiency figures are provided for comparative purposes only and may not reflect 'real world' driving results. Choice of wheels and other options may affect fuel consumption and emissions data.

Panel van fuel consumption, performance and emissions (continued)

Engine/transmission		Urban mpg (ltr/100km) ¹	Extra-Urban mpg (ltr/100km) ¹	Combined mpg (ltr/100km) ¹	Top speed, mph (where law permits)	CO ₂ emissions, g/km ¹
Medium wheelbase with high roof						
CR50	2.0TDI 122PS RWD 6-speed manual	26.2 (10.8)	37.7 (7.5)	32.5 (8.7)	56	228
	2.0TDI 177PS RWD 6-speed manual	25.2 (11.2)	38.7 (7.3)	32.5 (8.7)	56	228
	2.0TDI 177PS RWD 8-speed automatic	30.7 (9.2)	35.8 (7.9)	33.6 (8.4)	56	219
Long wheelbase with high roof						
CR50	2.0TDI 122PS RWD 6-speed manual	26.2 (10.8)	37.7 (7.5)	32.5 (8.7)	56	228
	2.0TDI 177PS RWD 6-speed manual	25.2 (11.2)	38.7 (7.3)	32.5 (8.7)	56	228
	2.0TDI 177PS RWD 8-speed automatic	31.4 (9.0)	34.4 (8.2)	33.2 (8.5)	56	222
Long wheelbase Maxi with high roof						
CR50	2.0TDI 122PS RWD 6-speed manual	26.2 (10.8)	36.7 (7.7)	32.1 (8.8)	56	231
	2.0TDI 177PS RWD 6-speed manual	25.0 (11.3)	38.2 (7.4)	32.1 (8.8)	56	231
	2.0TDI 177PS RWD 8-speed automatic	31.4 (9.0)	34.4 (8.2)	33.2 (8.5)	56	222

¹ We are currently changing over to the new vehicle testing regime known as the Worldwide Harmonised Light Vehicle Test Procedure (WLTP). This is being phased in for Light Commercial Vehicles (LCVs) and replaces the New European Driving Cycle (NEDC) test procedure for establishing the official fuel consumption and CO₂ emissions figures for new vehicles. WLTP applies to all vehicle manufacturers. If you order an LCV now, it is likely to have different official fuel consumption, CO₂ emissions data and specification to that shown in the configurator. For more information, please speak to your local authorised Van Centre. Comparisons may be unreliable. Other factors including Gross Vehicle Weight, trimline, extra equipment, options and accessories (wheels, tyres, etc.) may change vehicle parameters such as the weight, rolling resistance of the tyres and the aerodynamics and thus influence the fuel consumption, CO₂ emissions and driving performance values.

Working with you

The Crafter panel van offers professional transport solutions for all: we promise to work with you to tailor your new Crafter panel van and optimise the payload for your individual business requirements. Simply call your local Van Centre directly to discuss your needs.

Panel van weights

Engine/transmission		Gross vehicle weight ¹ , kg	Axle load limit, front/rear, kg	Trailer weight braked 12%/unbraked, kg	Gross train weight, kg	Startline		Trendline	
						Unladen weight ² , kg	Payload ³ , kg	Unladen weight ² , kg	Payload ³ , kg
Medium wheelbase panel van with high roof									
CR30	2.0TDI 102PS FWD 6-speed manual	3,000	1,800 / 2,100	2,500 / 750	5,500	2,044 - 2,199	801 - 956	2,087 - 2,247	753 - 913
	2.0TDI 140PS FWD 6-speed manual	3,000	1,800 / 2,100	3,000 / 750	6,000	2,053 - 2,207	793 - 947	2,096 - 2,256	744 - 904
	2.0TDI 177PS FWD 6-speed manual	3,000	1,800 / 2,100	3,000 / 750	6,000	2,062 - 2,216	784 - 938	2,105 - 2,265	735 - 895
CR35	2.0TDI 102PS FWD 6-speed manual	3,500	1,800 / 2,100	2,500 / 750	5,500	2,044 - 2,199	1,301 - 1,456	2,087 - 2,247	1,253 - 1,413
	2.0TDI 140PS FWD 6-speed manual	3,500	1,800 / 2,100	3,000 / 750	6,000	2,053 - 2,207	1,293 - 1,447	2,096 - 2,256	1,244 - 1,404
	2.0TDI 140PS FWD 8-speed automatic	3,500	1,800 / 2,100	3,000 / 750	6,000	2,239 - 2,092	1,261 - 1,408	2,288 - 2,288	1,212 - 1,415
	2.0TDI 140PS RWD 6-speed manual	3,500	1,800 / 2,100	3,000 / 750	6,500	2,300	1,200	2,349 - 2,233	1,151 - 1,267
	2.0TDI 140PS 4MOTION 6-speed manual	3,500	1,800 / 2,100	3,000 / 750	6,000	2,303 - 2,196	1,197 - 1,304	2,383	1,117
	2.0TDI 177PS FWD 6-speed manual	3,500	1,800 / 2,100	3,000 / 750	6,000	2,062 - 2,216	1,284 - 1,438	2,105 - 2,265	1,235 - 1,395
	2.0TDI 177PS FWD 8-speed automatic	3,500	1,800 / 2,100	3,000 / 750	6,000	2,094 - 2,248	1,252 - 1,406	2,137 - 2,297	1,203 - 1,363
	2.0TDI 177PS RWD 6-speed manual	3,500	1,800 / 2,100	3,500 / 750	7,000	2,309 - 2,189	1,191 - 1,311	2,358	1,142
	2.0TDI 177PS 4MOTION 6-speed manual	3,500	1,800 / 2,100	3,000 / 750	6,000	2,198 - 2,343	1,157 - 1,302	2,241 - 2,392	1,108 - 1,259
	2.0TDI 177PS 4MOTION 8-speed automatic	3,500	1,800 / 2,100	3,000 / 750	6,000	2,375	1,125	2,424	1,076
CR50	2.0TDI 122PS RWD 6-speed manual	5,000	2,200 / 3,500	3,500 / 750	7,500	2,484	2,516	2,484	2,516
	2.0TDI 177PS RWD 6-speed manual	5,000	2,200 / 3,500	3,500 / 750	8,000	2,427 - 2,493	2,507 - 2,573	2,428 - 2,573	2,427 - 2,572
	2.0TDI 177PS RWD 8-speed automatic	5,000	2,200 / 3,500	3,500 / 750	8,000	2,534	2,466	2,534	2,466

1 We are currently changing over to the new vehicle testing regime known as the Worldwide Harmonised Light Vehicle Test Procedure (WLTP). This is being phased in for Light Commercial Vehicles (LCVs) and replaces the New European Driving Cycle (NEDC) test procedure for establishing the official fuel consumption and CO₂ emissions figures for new vehicles. WLTP applies to all vehicle manufacturers. If you order an LCV now, it is likely to have different official fuel consumption, CO₂ emissions data and specification to that shown in the configurator. For more information, please speak to your local authorised Van Centre. Comparisons may be unreliable. Other factors including Gross Vehicle Weight, trimline, extra equipment, options and accessories (wheels, tyres, etc.) may change vehicle parameters such as the weight, rolling resistance of the tyres and the aerodynamics and thus influence the fuel consumption, CO₂ emissions and driving performance values.

2 Unladen weight includes approximately 90% fuel load and 75kg for driver.

3 Payload = gross vehicle weight minus unladen weight. Quoted weights are for vehicles with standard specification. Unladen weight and payload may be influenced by trimline, factory options and Van Centre fitted accessories. The minimum payload range includes base specification vehicle. The maximum payload range includes the removal of standard features. Please contact your local Volkswagen Van Centre for more details.

Panel van weights (continued)

						Startline		Trendline	
Engine/transmission		Gross vehicle weight ¹ , kg	Axle load limit, front/rear, kg	Trailer weight braked 12%/unbraked, kg	Gross train weight, kg	Unladen weight ² , kg	Payload ³ , kg	Unladen weight ² , kg	Payload ³ , kg
Long wheelbase panel van with high roof									
CR35	2.0TDI 102PS FWD 6-speed manual	3,500	1,800 / 2,100	2,500 / 750	5,500	2,174 - 2,304	1,196 - 1,326	2,217 - 2,364	1,136 - 1,283
	2.0TDI 140PS FWD 6-speed manual	3,500	1,800 / 2,100	3,000 / 750	6,000	2,183 - 2,313	1,187 - 1,317	2,226 - 2,373	1,127 - 1,274
	2.0TDI 140PS FWD 8-speed automatic	3,500	1,800 / 2,100	3,000 / 750	6,000	2,345 - 2,224	1,155 - 1,276	2,405 - 2,258	1,095 - 1,242
	2.0TDI 140PS RWD 6-speed manual	3,500	1,800 / 2,250	3,000 / 750	6,500	2,415	1,085	2,475	1,025
	2.0TDI 140PS 4MOTION 6-speed manual	3,500	1,800 / 2,100	3,000 / 750	6,000	2,440 - 2,319	1,060 - 1,181	2,500 - 2,362	1,000 - 1,138
	2.0TDI 177PS FWD 6-speed manual	3,500	1,800 / 2,100	3,000 / 750	6,000	2,192 - 2,322	1,178 - 1,308	2,235 - 2,382	1,118 - 1,265
	2.0TDI 177PS FWD 8-speed automatic	3,500	1,800 / 2,100	3,000 / 750	6,000	2,224 - 2,354	1,146 - 1,276	2,267 - 2,414	1,086 - 1,233
	2.0TDI 177PS RWD 6-speed manual	3,500	1,800 / 2,250	3,500 / 750	7,000	2,424 - 2,303	1,076 - 1,197	2,484 - 2,346	1,016 - 1,154
	2.0TDI 177PS 4MOTION 6-speed manual	3,500	1,800 / 2,100	3,000 / 750	6,000	2,328 - 2,449	1,051 - 1,172	2,371 - 2,509	991 - 1,129
	2.0TDI 177PS 4MOTION 8-speed automatic	3,500	1,800 / 2,100	3,000 / 750	6,000	2,481	1,019	2,403	1,097
CR50	2.0TDI 122PS RWD 6-speed manual	5,000	2,200 / 3,500	3,500 / 750	7,500	2,634	2,366	2,694	2,306
	2.0TDI 177PS RWD 6-speed manual	5,000	2,200 / 3,500	3,500 / 750	8,000	2,570 - 2,643	2,357 - 2,430	2,571 - 2,703	2,279
	2.0TDI 177PS RWD 8-speed automatic	5,000	2,200 / 3,500	3,500 / 750	8,000	2,534	2,466	2,745	2,255
Long wheelbase Maxi with high roof									
CR35	2.0TDI 102PS FWD 6-speed manual	3,500	1,800 / 2,100	2,500 / 750	5,500	2,245 - 2,375	1,125 - 1,255	2,285 - 2,439	1,061 - 1,215
	2.0TDI 140PS FWD 6-speed manual	3,500	1,800 / 2,100	3,000 / 750	6,000	2,254 - 2,384	1,116 - 1,246	2,284 - 2,447	1,053 - 1,216
	2.0TDI 140PS FWD 8-speed automatic	3,500	1,800 / 2,100	3,000 / 750	6,000	2,286 - 2,416	1,084 - 1,214	2,479 - 2,335	1,021 - 1,165
	2.0TDI 140PS 4MOTION 6-speed manual	3,500	1,800 / 2,100	3,000 / 750	6,000	2,511 - 2,390	989 - 1,110	2,574 - 2,439	926 - 1,061
	2.0TDI 177PS FWD 6-speed manual	3,500	1,800 / 2,100	3,000 / 750	6,000	2,263 - 2,393	1,107 - 1,237	2,303 - 2,457	1,043 - 1,197
	2.0TDI 177PS FWD 8-speed automatic	3,500	1,800 / 2,100	3,000 / 750	6,000	2,295 - 2,425	1,075 - 1,205	2,335 - 2,489	1,011 - 1,165
	2.0TDI 177PS 4MOTION 6-speed manual	3,500	1,800 / 2,100	3,000 / 750	6,000	2,520	980	2,583 - 2,439	917 - 1,061
	2.0TDI 177PS 4MOTION 8-speed automatic	3,500	1,800 / 2,100	3,000 / 750	6,000	2,552	948	2,615	885
CR50	2.0TDI 122PS RWD 6-speed manual	5,000	2,200 / 3,500	3,500 / 750	7,500	2,704	2,296	2,768	2,232
	2.0TDI 177PS RWD 6-speed manual	5,000	2,200 / 3,500	3,500 / 750	8,000	2,714	2,286	2,777	2,223
	2.0TDI 177PS RWD 8-speed automatic	5,000	2,200 / 3,500	3,500 / 750	8,000	2,552	2,448	2,745	2,255

1 We are currently changing over to the new vehicle testing regime known as the Worldwide Harmonised Light Vehicle Test Procedure (WLTP). This is being phased in for Light Commercial Vehicles (LCVs) and replaces the New European Driving Cycle (NEDC) test procedure for establishing the official fuel consumption and CO₂ emissions figures for new vehicles. WLTP applies to all vehicle manufacturers. If you order an LCV now, it is likely to have different official fuel consumption, CO₂ emissions data and specification to that shown in the configurator. For more information, please speak to your local authorised Van Centre. Comparisons may be unreliable. Other factors including Gross Vehicle Weight, trimline, extra equipment, options and accessories (wheels, tyres, etc.) may change vehicle parameters such as the weight, rolling resistance of the tyres and the aerodynamics and thus influence the fuel consumption, CO₂ emissions and driving performance values.

2 Unladen weight includes approximately 90% fuel load and 75kg for driver.

3 Payload = gross vehicle weight minus unladen weight. Quoted weights are for vehicles with standard specification. Unladen weight and payload may be influenced by trimline, factory options and Van Centre fitted accessories. The minimum payload range includes base specification vehicle. The maximum payload range includes the removal of standard features. Please contact your local Volkswagen Van Centre for more details.

Panel van dimensions

CR30/35 medium wheelbase

Roof height		Low ¹ (optional)	High ¹ (standard)
Wheelbase		3,640	3,640
Load compartment	length, mm	3,450/3,201**	3,450/3,201**
	width, mm	1,832	1,832
	width between wheel arches, mm	1,380	1,380
	height, mm (FWD/RWD & 4MOTION)	1,726/1,626	1,961/1,861
	load volume, m ³ (FWD/RWD & 4MOTION)	9.9/9.3	10.7/9.3
Side sliding door	width, mm	1,311	1,311
	height, mm	1,587	1,722
Rear wing doors	width, mm	1,552	1,552
	height, mm	1,605	1,740
Turning circle (wall to wall), m		13.6	13.6

All dimensions in millimetres (mm), unless otherwise stated.
1 CR30 and CR35: RWD & 4MOTION derivatives have a lower internal load height due to a raised floor (by 100mm).

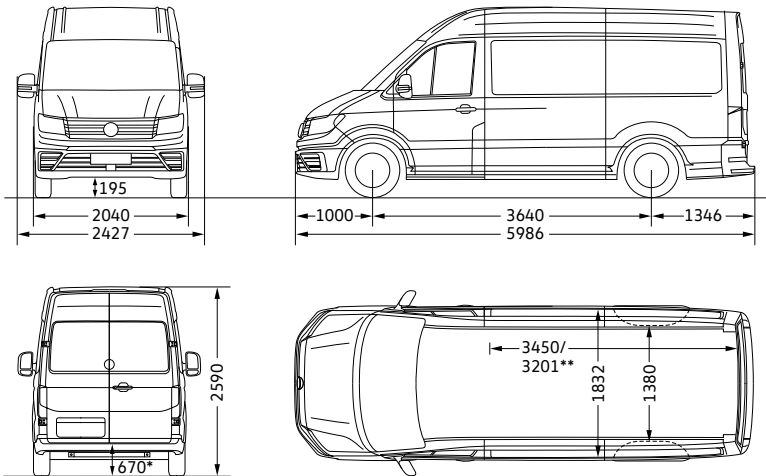


Illustration shown is CR35 medium wheelbase panel van with high roof.
* This value applies for RWD & 4MOTION all-wheel drive.
**Load compartment length, max. (at floor level)/load compartment length, min.

CR35 long wheelbase

Roof height		High ¹ (standard)	Super-high ¹ (optional)
Wheelbase		4,490	4,490
Load compartment	length, mm	4,300/4,051**	4,300/4,051**
	width, mm	1,832	1,832
	width between wheel arches, mm	1,380	1,380
	height, mm (FWD/RWD & 4MOTION)	1,961/1,861	2,189/2,089
	load volume, m ³ (FWD/RWD & 4MOTION)	14.4/13.6	16.1/15.3
Side sliding door	width, mm	1,311	1,311
	height, mm	1,822	1,822
Rear wing doors	width, mm	1,552	1,552
	height, mm	1,840	1,840
Turning circle (wall to wall), m		16.2	16.2

All dimensions in millimetres (mm), unless otherwise stated.
1 CR35: RWD & 4MOTION derivatives have a lower internal load height due to a raised floor (by 100mm).

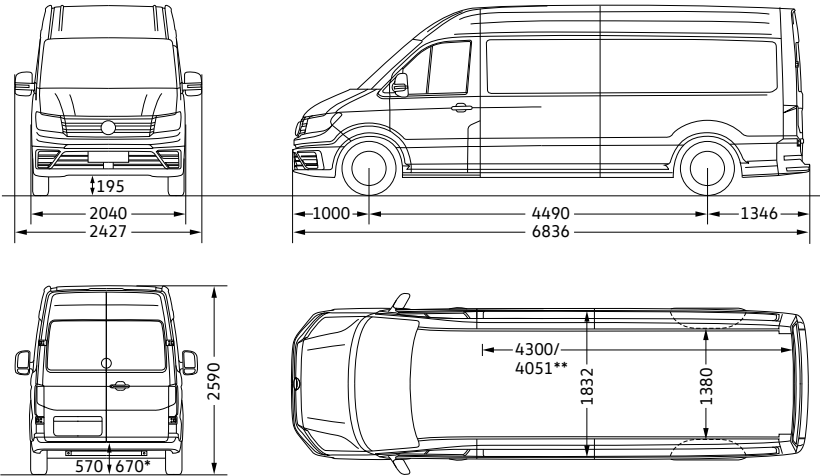


Illustration shown is CR35 long wheelbase panel van with high roof.
* On high roof models, this value applies for RWD & 4MOTION all-wheel drive and rear-wheel drive.
On super-high roof models, this value applies for RWD & 4MOTION all-wheel drive only.
**Load compartment length, max. (at floor level)/load compartment length, min.

Please note: all measurements listed are based on series vehicles. The loading sill and height dimensions listed here may vary by approximately ±50 mm depending on the equipment fitted and load. The vehicle drawings are not to scale.

Panel van dimensions (continued)

CR35 long wheelbase Maxi

Roof height		High ¹ (standard)	Super-high ¹ (optional)
Wheelbase		4,490	4,490
Load compartment	length, mm	4,855/4,606**	4,855/4,606**
	width, mm	1,832	1,832
	width between wheel arches, mm	1,380	1,380
	height, mm (FWD/RWD & 4MOTION)	1,961/1,861	2,196/2,096
	load volume, m ³ (FWD/RWD & 4MOTION)	16.4/15.5	18.4/17.5
Side sliding door	width, mm	1,311	1,311
	height, mm	1,822	1,822
Rear wing doors	width, mm	1,552	1,552
	height, mm	1,840	1,840
Turning circle (wall to wall), m		16.2	16.2

All dimensions in millimetres (mm), unless otherwise stated.
1 CR35: RWD & 4MOTION derivatives have a lower internal load height due to a raised floor (by 100mm).

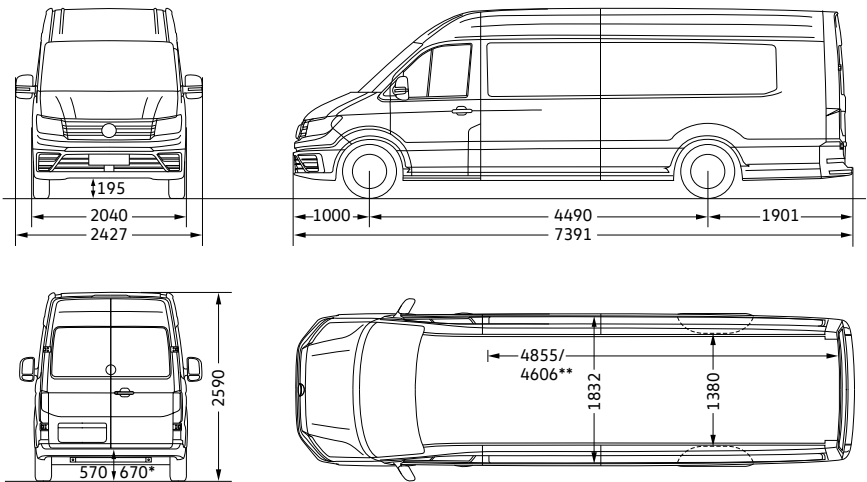


Illustration shown is CR35 long wheelbase Maxi with high roof.
* This value applies for RWD & 4MOTION all-wheel drive.
**Load compartment length, max. (at floor level)/load compartment length, min.

CR50 medium wheelbase

Roof height		High (standard)	
Wheelbase		3,640	
Load compartment	length, mm	3,450/3,201*	
	width, mm	1,832	
	width between wheel arches, mm	1,030	
	height, mm	1,861	
	load volume, m ³	13.6	
Side sliding door	width, mm	1,311	
	height, mm	1,722	
Rear wing doors	width, mm	1,552	
	height, mm	1,740	
Turning circle (wall to wall), m		16.2	

All dimensions in millimetres (mm), unless otherwise stated.

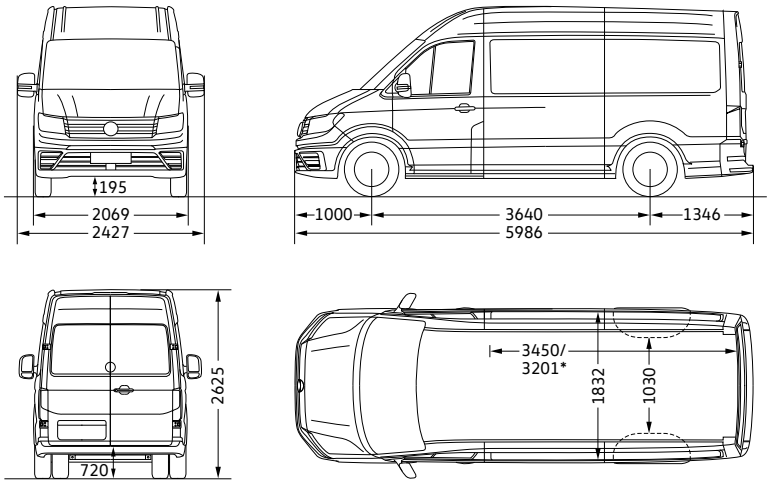


Illustration shown is CR50 medium wheelbase with high roof.
* Load compartment length, max. (at floor level)/load compartment length, min.

Please note: all measurements listed are based on series vehicles. The loading sill and height dimensions listed here may vary by approximately ±50 mm depending on the equipment fitted and load. The vehicle drawings are not to scale.

Panel van dimensions (continued)

CR50 long wheelbase

Roof height		High (standard)	Super-high (optional)
Wheelbase		4,490	4,490
Load compartment	length, mm	4,300/4,051*	4,300/4,051*
	width, mm	1,832	1,832
	width between wheel arches, mm	1,030	1,030
	height, mm	1,861	2,089
	load volume, m ³	13.6	15.3
Side sliding door	width, mm	1,311	1,311
	height, mm	1,722	1,722
Rear wing doors	width, mm	1,552	1,552
	height, mm	1,740	1,740
Turning circle (wall to wall), m		16.2	16.2

All dimensions in millimetres (mm), unless otherwise stated.

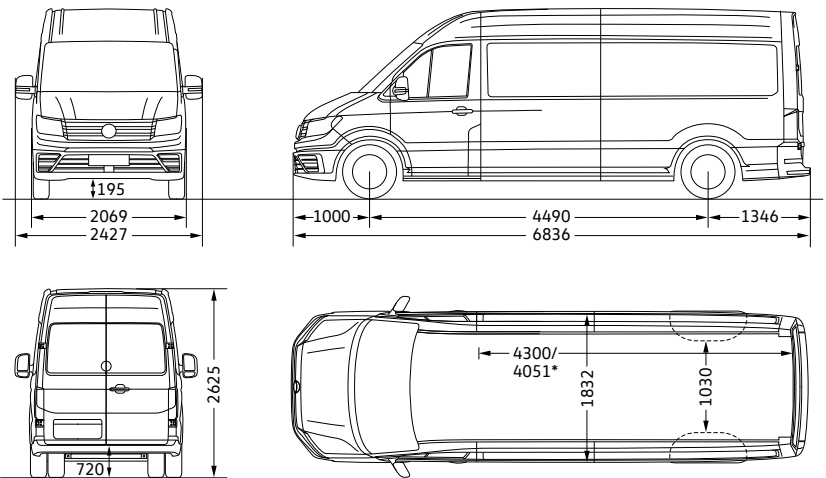


Illustration shown is CR50 long wheelbase with high roof.
* Load compartment length, max. (at floor level)/load compartment length, min.

CR50 long wheelbase Maxi

Roof height		High (standard)	Super-high (optional)
Wheelbase		4,490	4,490
Load compartment	length, mm	4,855/4,606*	4,855/4,606*
	width, mm	1,832	1,832
	width between wheel arches, mm	1,030	1,030
	height, mm	1,861	2,096
	load volume, m ³	15.5	17.5
Side sliding door	width, mm	1,311	1,311
	height, mm	1,722	1,722
Rear wing doors	width, mm	1,552	1,552
	height, mm	1,740	1,740
Turning circle (wall to wall), m		16.2	16.2

All dimensions in millimetres (mm), unless otherwise stated.

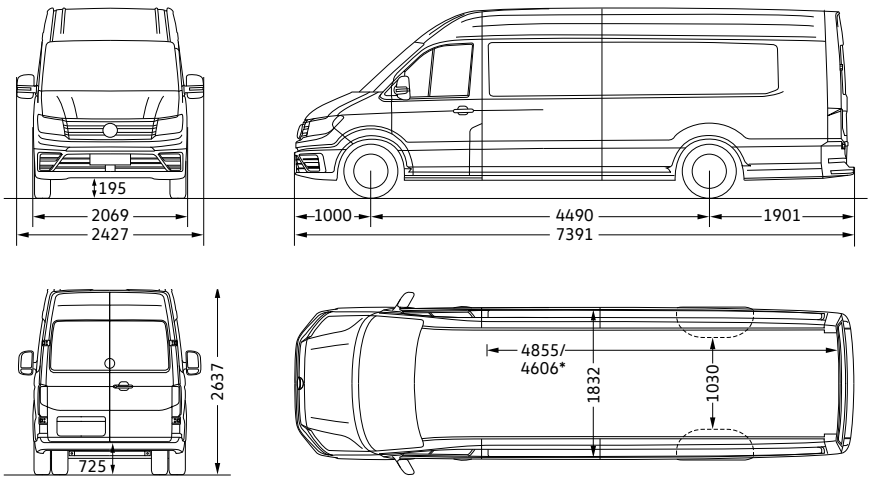


Illustration shown is CR50 long wheelbase Maxi with high roof.
* Load compartment length, max. (at floor level)/load compartment length, min.

Please note: all measurements listed are based on series vehicles. The loading sill and height dimensions listed here may vary by approximately ±50 mm depending on the equipment fitted and load. The vehicle drawings are not to scale.

Model prices



*Manufacturer's on the road (OTR) package

Model	CR30 and CR35	CR50
Delivery to Van Centre	£620.00	£620.00
Number plates	£20.00	£20.00
VAT	£128.00	£128.00
First registration fee	£55.00	£55.00
Vehicle excise duty (VED) 1st year	£260.00	£165.00
Basic OTR price (exc. VAT)	£955.00	£860.00
Total OTR price (inc. VAT)	£1,083.00	£988.00

Volkswagen Commercial Vehicles may change RRP's at any time (this includes where there are government changes in regulation and/or legislation). There may be a delay to any RRP displaying correctly on our materials. Always obtain prices from your chosen authorised Van Centre.

Panel van model prices

Trimline	Engine/transmission/drive system	Basic exc. VAT	Total inc. VAT	Total RRP inc. OTR* exc. VAT	Total RRP inc. OTR* inc. VAT
Startline medium wheelbase with high roof					
CR30	2.0TDI 102PS FWD 6-speed manual	£25,790.00	£30,948.00	£26,745.00	£32,031.00
CR35	2.0TDI 102PS FWD 6-speed manual	£28,560.00	£34,272.00	£29,515.00	£35,355.00
	2.0TDI 140PS FWD 6-speed manual	£30,020.00	£36,024.00	£30,975.00	£37,107.00
	2.0TDI 140PS FWD 8-speed automatic	£31,800.00	£38,160.00	£32,755.00	£39,243.00
	2.0TDI 140PS RWD 6-speed manual	£31,355.00	£37,626.00	£32,310.00	£38,709.00
	2.0TDI 140PS 4MOTION 6-speed manual	£35,735.00	£42,882.00	£36,690.00	£43,965.00
CR50	2.0TDI 122PS RWD 6-speed manual	£33,430.00	£40,116.00	£34,290.00	£41,104.00
	2.0TDI 177PS RWD 6-speed manual	£35,930.00	£43,116.00	£36,790.00	£44,104.00
	2.0TDI 177PS RWD 8-speed automatic	£37,710.00	£45,252.00	£38,570.00	£46,240.00
Startline long wheelbase with high roof					
CR35	2.0TDI 102PS FWD 6-speed manual	£30,065.00	£36,078.00	£31,020.00	£37,161.00
	2.0TDI 140PS FWD 6-speed manual	£31,525.00	£37,830.00	£32,480.00	£38,913.00
	2.0TDI 140PS FWD 8-speed automatic	£33,305.00	£39,966.00	£34,260.00	£41,049.00
	2.0TDI 140PS RWD 6-speed manual	£32,860.00	£39,432.00	£33,815.00	£40,515.00
	2.0TDI 140PS 4MOTION 6-speed manual	£37,240.00	£44,688.00	£38,195.00	£45,771.00
CR50	2.0TDI 122PS RWD 6-speed manual	£34,935.00	£41,922.00	£35,795.00	£42,910.00
	2.0TDI 177PS RWD 6-speed manual	£37,435.00	£44,922.00	£38,295.00	£45,910.00
	2.0TDI 177PS RWD 8-speed automatic	£39,215.00	£47,058.00	£40,075.00	£48,046.00

* Please [click here](#) for more details on manufacturer's on the road (OTR) package.

Volkswagen Commercial Vehicles may change RRP's at any time (this includes where there are government changes in regulation and/or legislation). There may be a delay to any RRP displaying correctly on our materials. Always obtain prices from your chosen authorised Van Centre.

Panel van model prices (continued)

Trimline	Engine/transmission/drive system	Basic exc. VAT	Total inc. VAT	Total RRP inc. OTR* exc. VAT	Total RRP inc. OTR* inc. VAT
Startline long wheelbase Maxi with high roof					
CR35	2.0TDI 102PS FWD 6-speed manual	£30,955.00	£37,146.00	£31,910.00	£38,229.00
	2.0TDI 140PS FWD 6-speed manual	£32,415.00	£38,898.00	£33,370.00	£39,981.00
	2.0TDI 140PS FWD 8-speed automatic	£34,195.00	£41,034.00	£35,150.00	£42,117.00
	2.0TDI 140PS 4MOTION 6-speed manual	£38,130.00	£45,756.00	£39,085.00	£46,839.00
CR50	2.0TDI 122PS RWD 6-speed manual	£35,825.00	£42,990.00	£36,685.00	£43,978.00
	2.0TDI 177PS RWD 6-speed manual	£38,325.00	£45,990.00	£39,185.00	£46,978.00
	2.0TDI 177PS RWD 8-speed automatic	£40,105.00	£48,126.00	£40,965.00	£49,114.00
Trendline medium wheelbase with high roof					
CR35	2.0TDI 102PS FWD 6-speed manual	£30,015.00	£36,018.00	£30,970.00	£37,101.00
	2.0TDI 140PS FWD 6-speed manual	£31,475.00	£37,770.00	£32,430.00	£38,853.00
	2.0TDI 140PS FWD 8-speed automatic	£33,255.00	£39,906.00	£34,210.00	£40,989.00
	2.0TDI 140PS RWD 6-speed manual	£32,810.00	£39,372.00	£33,765.00	£40,455.00
	2.0TDI 140PS 4MOTION 6-speed manual	£37,190.00	£44,628.00	£38,145.00	£45,711.00
	2.0TDI 177PS FWD 6-speed manual	£33,280.00	£39,936.00	£34,235.00	£41,019.00
	2.0TDI 177PS FWD 8-speed automatic	£35,060.00	£42,072.00	£36,015.00	£43,155.00
	2.0TDI 177PS RWD 6-speed manual	£34,615.00	£41,538.00	£35,570.00	£42,621.00
	2.0TDI 177PS 4MOTION 6-speed manual	£38,995.00	£46,794.00	£39,950.00	£47,877.00
	2.0TDI 177PS 4MOTION 8-speed automatic	£40,775.00	£48,930.00	£41,730.00	£50,013.00
CR50	2.0TDI 122PS RWD 6-speed manual	£34,885.00	£41,862.00	£35,745.00	£42,850.00
	2.0TDI 177PS RWD 6-speed manual	£37,385.00	£44,862.00	£38,245.00	£45,850.00
	2.0TDI 177PS RWD 8-speed automatic	£39,165.00	£46,998.00	£40,025.00	£47,986.00

* Please [click here](#) for more details on manufacturer's on the road (OTR) package.

Volkswagen Commercial Vehicles may change RRP's at any time (this includes where there are government changes in regulation and/or legislation). There may be a delay to any RRP displaying correctly on our materials. Always obtain prices from your chosen authorised Van Centre.

Panel van model prices (continued)

Trimline	Engine/transmission/drive system	Basic exc. VAT	Total inc. VAT	Total RRP inc. OTR* exc. VAT	Total RRP inc. OTR* inc. VAT
Trendline long wheelbase with high roof					
CR35	2.0TDI 102PS FWD 6-speed manual	£31,520.00	£37,824.00	£32,475.00	£38,907.00
	2.0TDI 140PS FWD 6-speed manual	£32,980.00	£39,576.00	£33,935.00	£40,659.00
	2.0TDI 140PS FWD 8-speed automatic	£34,760.00	£41,712.00	£35,715.00	£42,795.00
	2.0TDI 140PS RWD 6-speed manual	£34,315.00	£41,178.00	£35,270.00	£42,261.00
	2.0TDI 140PS 4MOTION 6-speed manual	£38,695.00	£46,434.00	£39,650.00	£47,517.00
	2.0TDI 177PS FWD 6-speed manual	£34,785.00	£41,742.00	£35,740.00	£42,825.00
	2.0TDI 177PS FWD 8-speed automatic	£36,565.00	£43,878.00	£37,520.00	£44,961.00
	2.0TDI 177PS RWD 6-speed manual	£36,120.00	£43,344.00	£37,075.00	£44,427.00
	2.0TDI 177PS 4MOTION 6-speed manual	£40,500.00	£48,600.00	£41,455.00	£49,683.00
	2.0TDI 177PS 4MOTION 8-speed automatic	£42,280.00	£50,736.00	£43,235.00	£51,819.00
CR50	2.0TDI 122PS RWD 6-speed manual	£36,390.00	£43,668.00	£37,250.00	£44,656.00
	2.0TDI 177PS RWD 6-speed manual	£38,890.00	£46,668.00	£39,750.00	£47,656.00
	2.0TDI 177PS RWD 8-speed automatic	£40,670.00	£48,804.00	£41,530.00	£49,792.00

* Please [click here](#) for more details on manufacturer's on the road (OTR) package.

Volkswagen Commercial Vehicles may change RRP's at any time (this includes where there are government changes in regulation and/or legislation). There may be a delay to any RRP displaying correctly on our materials. Always obtain prices from your chosen authorised Van Centre.

Panel van model prices (continued)

Trimline	Engine/transmission/drive system	Basic exc. VAT	Total inc. VAT	Total RRP inc. OTR* exc. VAT	Total RRP inc. OTR* inc. VAT
Trendline long wheelbase Maxi with high roof					
CR35	2.0TDI 102PS FWD 6-speed manual	£32,410.00	£38,892.00	£33,365.00	£39,975.00
	2.0TDI 140PS FWD 6-speed manual	£33,870.00	£40,644.00	£34,825.00	£41,727.00
	2.0TDI 140PS FWD 8-speed automatic	£35,650.00	£42,780.00	£36,605.00	£43,863.00
	2.0TDI 140PS 4MOTION 6-speed manual	£39,585.00	£47,502.00	£40,540.00	£48,585.00
	2.0TDI 177PS FWD 6-speed manual	£35,675.00	£42,810.00	£36,630.00	£43,893.00
	2.0TDI 177PS FWD 8-speed automatic	£37,455.00	£44,946.00	£38,410.00	£46,029.00
	2.0TDI 177PS 4MOTION 6-speed manual	£41,390.00	£49,668.00	£42,345.00	£50,751.00
	2.0TDI 177PS 4MOTION 8-speed automatic	£43,170.00	£51,804.00	£44,125.00	£52,887.00
CR50	2.0TDI 122PS RWD 6-speed manual	£37,280.00	£44,736.00	£38,140.00	£45,724.00
	2.0TDI 177PS RWD 6-speed manual	£39,780.00	£47,736.00	£40,640.00	£48,724.00
	2.0TDI 177PS RWD 8-speed automatic	£41,560.00	£49,872.00	£42,420.00	£50,860.00

* Please [click here](#) for more details on manufacturer's on the road (OTR) package.

Volkswagen Commercial Vehicles may change RRP's at any time (this includes where there are government changes in regulation and/or legislation). There may be a delay to any RRP displaying correctly on our materials. Always obtain prices from your chosen authorised Van Centre.

Panel van options

			Startline		Trendline	
Paint	PR Code	Van	Basic exc. VAT	Total RRP inc. VAT	Basic exc. VAT	Total RRP inc. VAT
Solid. Bright Orange (E3E3/2JB) ¹ , Candy White (B4B4), Cherry Red (4B4B), Deep Ocean (OPOP), Ontario Green (V7V7).	As shown	Panel van	○	○	○	○
Metallic. Indium Grey (X3X3), Reflex Silver (8E8E).	As shown	Panel van	£1,150.00	£1,380.00	£1,150.00	£1,380.00
Pearl effect. Deep Black (2T2T).	As shown	Panel van	£1,245.00	£1,494.00	£1,245.00	£1,494.00
Customised. Please contact your local Van Centre for availability.	–	Panel van	From £130.00	From £130.00	From £130.00	From £130.00

Interior trim

Seat trim covers in Austin fabric. Seats in Titanium Black/dashboard upper-lower in Titanium Black-Palladium/flooring in Pearl Grey.	NOL/AS	Panel van	●	●	●	●
Seat trim covers in Memphis fabric. Seats in Titanium Black/dashboard upper-lower in Titanium Black-Palladium/flooring in Pearl Grey.	N2C/AS	Panel van	£25.00	£30.00	£25.00	£30.00
Seat trim covers in Leatherette – Mesh. Seats in Palladium-Titanium Black/dashboard upper-lower in Titanium Black-Palladium/floor covering in Pearl Grey.	NOC/AL	Panel van	£55.00	£66.00	£55.00	£66.00
Seat trim covers in Robust fabric. Seats in Palladium-Titanium Black/dashboard upper-lower in Titanium Black-Palladium/floor covering in Pearl Grey.	N1C/AL	Panel van	£130.00	£156.00	£130.00	£156.00

Seating

Basic single driver's seat.	3SH	Panel van	●	●	-	-
Basic single passenger seat.	3TH	Panel van	-£155.00	-£186.00	-	-
Comfort single driver's seat. With longitudinal seat adjustment, adjustable backrest, height adjustment, 2-way lumbar support, an adjustable seat cushion angle and a single armrest on the inner side.	3SE	Panel van	£195.00	£234.00	●	●
Comfort single passenger seat.	3TE	Panel van	-£105.00	-£126.00	-£105.00	-£126.00
Comfort plus single driver's seat. With longitudinal seat adjustment, adjustable backrest, height adjustment, 4-way electronic lumbar support, adjustable seat cushion angle and two armrests.	3SF	Panel van	-	-	£80.00	£96.00
Comfort plus single passenger seat.	3TF	Panel van	-	-	-£55.00	-£66.00
Dual passenger seat in cab. With storage compartment and folding tray in backrest.	3TS	Panel van	●	●	●	●

● Standard – Not available ○ At no extra cost Where additional equipment is required by chosen options, additional equipment will be charged at the prices shown.

1 Bright Orange - this comes without the standard painted trim panel in the bumper.

Volkswagen Commercial Vehicles may change RRP's at any time (this includes where there are government changes in regulation and/or legislation). There may be a delay to any RRP displaying correctly on our materials. Always obtain prices from your chosen authorised Van Centre.

Panel van options (continued)

			Startline		Trendline	
Body and chassis (continued)	PR Code	Van	Basic exc. VAT	Total RRP inc. VAT	Basic exc. VAT	Total RRP inc. VAT
Roof – low.	3R0	Panel van MWB only	-£425.00	-£510.00	-£425.00	-£510.00
Roof – super high in white.	ZD3	Panel van LWB only	£1,140.00	£1,368.00	£1,140.00	£1,368.00
		Panel van LWB Maxi only	£1,190.00	£1,428.00	£1,190.00	£1,428.00
Roof – super high in body colour exterior only.	2S2/ZD3	Panel van LWB only	£1,585.00	£1,902.00	£1,585.00	£1,902.00
	5R2	Panel van LWB Maxi only	£1,790.00	£2,148.00	£1,790.00	£2,148.00
Roof rails (roof length channels for mounting rails).	YBA	Panel van	£260.00	£312.00	£260.00	£312.00
Roof rack – 3 moveable roof bars on the roof rail system (requires YBA roof rails).	YBB	Panel van	£340.00	£408.00	£340.00	£408.00
Side marker lights. Standard on LWB and LWB Maxi.	8F1	Panel van	£85.00	£102.00	£85.00	£102.00
Towbar – fixed.	1D1	Panel van	£595.00	£714.00	£595.00	£714.00
Towbar – preparation with bracket socket and cable.	1D8	Panel van	£490.00	£588.00	£490.00	£588.00
Towbar – preparation including wiring harness and control unit for trailer stabilisation.	1D7	Panel van	£205.00	£246.00	£205.00	£246.00
Towbar – removable ball with 13-pin socket.	1D2	Panel van	£735.00	£882.00	£735.00	£882.00
Towing eye – one in the front and rear.	1F1	Panel van	£30.00	£36.00	£30.00	£36.00
Wing mirrors – electrically heated and adjustable.	6XN	Panel van	£110.00	£132.00	●	●
Without passenger’s side sliding door including manual side sliding door driver’s side with interlock.	5Q0/5R1	Panel van	£60.00	£72.00	£60.00	£72.00
Without passenger’s side sliding door including manual side sliding door passenger’s side.	5Q0/5R2	Panel van	○	○	○	○
Cargo area						
Bulkhead – deleted.	ZT0	Panel van	○	○	○	○
Bulkhead – full height with lining without window.	3CS/3W6	Panel van	£210.00	£252.00	£210.00	£252.00
Bulkhead – full height with lining and fixed window.	3CP	Panel van	£275.00	£330.00	£275.00	£330.00
Bulkhead (steel) – full height without window.	3CF	Panel van	●	●	●	●

● Standard – Not available ○ At no extra cost Where additional equipment is required by chosen options, additional equipment will be charged at the prices shown.

Volkswagen Commercial Vehicles may change RRP's at any time (this includes where there are government changes in regulation and/or legislation). There may be a delay to any RRP displaying correctly on our materials. Always obtain prices from your chosen authorised Van Centre.

Panel van options (continued)

			Startline		Trendline	
Cargo area (continued)	PR Code	Van	Basic exc. VAT	Total RRP inc. VAT	Basic exc. VAT	Total RRP inc. VAT
Load lashing rails¹ – on side panel and roof frame. The lashing rails on the bulkhead (C rail) is mounted at sill height, slightly above the lashing height on the side panel.	6L8	Panel van	£450.00	£540.00	£450.00	£540.00
Load lashing rings.	6B1	Panel van	●	●	●	●
Load lashing rings – deleted.	6B0	Panel van	○	○	○	○
Load side lining, plywood full height. The load/passenger compartment is fitted with plywood trim up to the roof on the side panels, the rear-wing doors and the load compartment sliding doors.	5DU	Panel van MWB	£535.00	£642.00	£535.00	£642.00
		Panel van LWB	£600.00	£720.00	£600.00	£720.00
		Panel van LWB Maxi	£665.00	£798.00	£665.00	£798.00
Storage bags on the rear wing doors.	YDD	Panel van	£185.00	£222.00	£185.00	£222.00
Without heat exchanger for transmissions.	IHO	Panel van	£70.00	£84.00	£70.00	£84.00
Electrical						
Smart tachograph – digital. Standard on CR50 models.	9NI/4N7	Panel van	£640.00	£768.00	£640.00	£768.00
Two 12V sockets in cab (in the dashboard).	EU1	Panel van	●	●	●	●
Two 12V sockets in load/passenger compartment.	7B3	Panel van	£60.00	£72.00	£60.00	£72.00
Heating and ventilation						
Climatic air conditioning in cab.	ZK1	Panel van	£1,480.00	£1,776.00	£1,480.00	£1,776.00
Windows						
Heated windscreen.	4GX	Panel van	–	–	£235.00	£282.00

● Standard – Not available ○ At no extra cost Where additional equipment is required by chosen options, additional equipment will be charged at the prices shown.
1 Speak to your Volkswagen Commercial Vehicles Van Centre about the range of moveable load lashing accessories compatible with the optional rails.

Volkswagen Commercial Vehicles may change RRP's at any time (this includes where there are government changes in regulation and/or legislation). There may be a delay to any RRP displaying correctly on our materials. Always obtain prices from your chosen authorised Van Centre.

Panel van converter options (continued)

Cargo area	PR Code	Van	Startline		Trendline	
			Basic exc. VAT	Total RRP inc. VAT	Basic exc. VAT	Total RRP inc. VAT
Preparation for partition between B-pillars.	5WB	Panel van	○	○	○	○
Roof lining – in cab and load/passenger compartment, a moulded fibrous fleece interior roof lining. Only in combination with certain rear window configurations.	5CE	Panel van	£595.00	£714.00	£595.00	£714.00
Without floor covering in load/passenger compartment.	5BA	Panel van	●	●	○	○
Electrical						
230V exterior socket in rear load compartment.	YEA	Panel van	£565.00	£678.00	£565.00	£678.00
AGM battery (95Ah, 520A) and second battery 480A. This option removes KFG preparation from the vehicle.	NY5/8FD	Panel van	£420.00	£504.00	£420.00	£504.00
AGM battery (95Ah, 520A) and stronger generator 180A.	NY4	Panel van	£290.00	£348.00	£290.00	£348.00
Acoustic warning signal when reverse gear is engaged, can be deactivated.	IL2	Panel van	£255.00	£306.00	£255.00	£306.00
Battery – main switch.	9BE	Panel van	£100.00	£120.00	£100.00	£120.00
Battery – uprated 110Ah.	NY2	Panel van	£45.00	£54.00	£45.00	£54.00
Second alternator 180A. This option is only in combination with Climatic air conditioning and various different terminal blocks and function controls at an additional cost.	8HI	Panel van	£630.00	£756.00	£630.00	£756.00
Second battery with cut-off relay 92Ah 520A.	8FB	Panel van	£320.00	£384.00	£320.00	£384.00
Second AGM battery with cut-off relay 92Ah 520A.	8FE	Panel van	£365.00	£438.00	£365.00	£438.00
Second AGM battery with cut-off relay and battery monitoring 92Ah 520A.	8FK	Panel van	£365.00	£438.00	£365.00	£438.00
Smart tachograph – digital. For use with blue rotating light and siren.	9NP	Panel van	£640.00	£768.00	£640.00	£768.00

● Standard – Not available ○ At no extra cost Where additional equipment is required by chosen options, additional equipment will be charged at the prices shown.

Volkswagen Commercial Vehicles may change RRP's at any time (this includes where there are government changes in regulation and/or legislation). There may be a delay to any RRP displaying correctly on our materials. Always obtain prices from your chosen authorised Van Centre.

Panel van converter options (continued)

Electrical (continued)	PR Code	Van	Startline		Trendline	
			Basic exc. VAT	Total RRP inc. VAT	Basic exc. VAT	Total RRP inc. VAT
Terminal block.	IS1	Panel van	£80.00	£96.00	£80.00	£96.00
Terminal block and preparation for function control module 1 with body builder ABH programming.	IS2	Panel van	£365.00	£438.00	£365.00	£438.00
Terminal block and preparation for function control module 1 with telematics preparation and body builder ABH programming.	IS3	Panel van	£595.00	£714.00	£595.00	£714.00
Terminal block and preparation for function control module 2 with body builder ABH programming.	IS7	Panel van	£390.00	£468.00	£390.00	£468.00
Terminal block and preparation for function control module 2 with telematics preparation and body builder ABH programming. Customer specific function control module (KFG Mid) WLAN, USB and Bluetooth®.	IS8	Panel van	£635.00	£762.00	£635.00	£762.00
12V sockets – two in front.	EU1	Panel van	●	●	●	●
12V sockets in front. 12V socket in the seat frame, left-hand side of the cab. 12V socket in the dash panel, right-hand side next to the instrument cluster.	EU4	Panel van	£55.00	£66.00	£55.00	£66.00
Heating and ventilation						
Water auxiliary heater. With programmable parking heater and remote control.	7VL	Panel van	£950.00	£1,140.00	£950.00	£1,140.00

● Standard – Not available ○ At no extra cost Where additional equipment is required by chosen options, additional equipment will be charged at the prices shown.

Volkswagen Commercial Vehicles may change RRP's at any time (this includes where there are government changes in regulation and/or legislation). There may be a delay to any RRP displaying correctly on our materials. Always obtain prices from your chosen authorised Van Centre.

Accessories

100% safety and security.
100% Volkswagen.

Add extra security, protection and practicality to your new Crafter, while still keeping it 100% Volkswagen. Our range of rugged and long-lasting Accessories are a perfect match for fit and allow you to truly customise your vehicle. Whether you want added technology or need extra flexibility with a sturdy towbar, there's something in our Accessories range for you. And remember, most Accessories include a two-year warranty for added peace-of-mind.



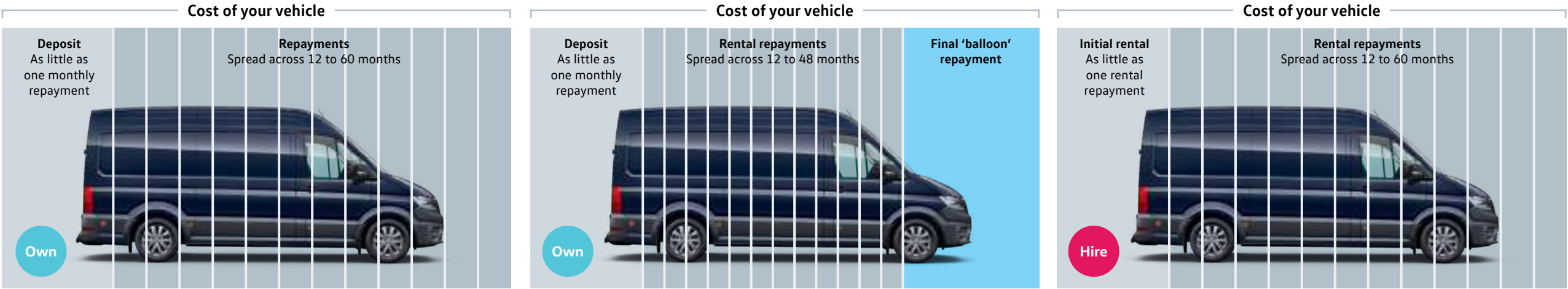
Illustration includes options at extra charge.
Please contact your local Volkswagen Commercial Vehicles Van Centre for details of the standard equipment and optional extras available.

Want to discover more?
Pop into your nearest Van Centre
or call **0800 717 131.**

Finance made simple

As dedicated to finance as we are to your new Crafter panel van

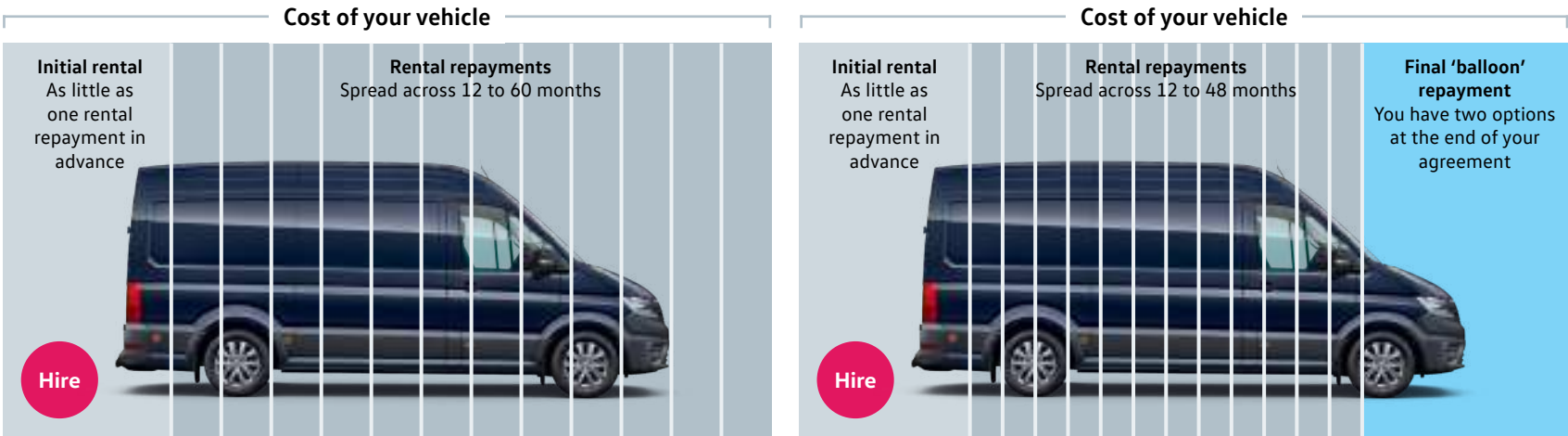
Learn more about our range of finance products to find a finance package that suits your budget. Alternatively, 'Click on' the Offers & Finance button above to find out more about our latest offers to help your business thrive.



Hire Purchase
Make all the regular monthly payments. At the end the vehicles is yours.

Lease Purchase
Make lower monthly payments by deferring an amount until the end. Once paid the vehicle is yours.

Contract Hire
Pay fixed monthly rentals to hire the vehicle. Look after it so at the end you can return it hassle free.



Finance Lease (full pay out)
Pay monthly rentals to hire the vehicle. At the end you have two options. Sell the vehicle and receive a percentage of the sale proceeds. Or retain the use of your vehicle by paying a reduced annual rental.

Finance Lease (balloon repayment)
Pay monthly rentals to hire the vehicle. At the end you have two options. Sell the vehicle to settle the outstanding amount and receive any excess sale proceeds. Or pay the 'balloon' payment and retain the use of your vehicle by paying a reduced annual rental.

Illustrations include options at extra charge. Please contact your local Volkswagen Commercial Vehicles Van Centre for details of the standard equipment and optional extras applicable in your country.

Finance subject to status. Available to 18s and over in the UK only. Terms and Conditions apply. Volkswagen Commercial Vehicle Financial Services.

Finance, insurance, servicing and warranties

Finance and insurance.¹
When it comes to paying for your van, we’ve got options including Contract Hire and Finance Lease, or Hire Purchase. We can also offer you competitive insurance with lots of features and benefits as standard.

A choice of packages.²
Whether you prefer to lease your vehicles, with none of the concerns of ownership and the freedom to change models easily, or purchase outright to own the vehicle that’s perfect for your business, we’re here to help you consider your options.

You can go flexible, by choosing a payment plan that suits your finances, with options to reduce your monthly costs and your repayment period. Or choose a fixed monthly price that allows you to budget confidently for the longer term.

You can even include your road tax and servicing costs to arrive at one simple, all-inclusive payment. For more information, pick up a finance brochure, or ask at your Van Centre.

Volkswagen Commercial Vehicle Van Insurance.³
Complimentary Drive Away Insurance
Every new and used Volkswagen Commercial Vehicle comes with five days’ complimentary Drive Away Insurance, so you can enjoy your new vehicle from day one. We will also provide you with a quote, giving you the option to purchase annual cover, so you can enjoy the same peace-of-mind for a further twelve months. Please speak to your local Volkswagen Van Centre for further details.

Subject to eligibility. Five days’ Drive Away Insurance cannot be used in conjunction with any other insurance offer.

Annual Insurance
Comprehensive van insurance, designed specifically for Volkswagen Commercial Vehicles, to offer you maximum convenience with minimum hassle – just as you’d expect.

- If you take out a new Volkswagen Commercial Vehicle Van Insurance policy you will receive the following benefits at no additional cost:
- All repairs are carried out by Volkswagen Commercial Vehicles’ Trained Technicians in Volkswagen Commercial Vehicles’ Authorised Repairers
 - Genuine parts and accessories (excludes windscreen claims)
 - Courtesy van while yours is being repaired
 - Cover for the full cost of repairs to chips or other small damage to your windscreen
 - Up to 90 days’ foreign travel cover, when using your van abroad
 - Up to £250 cover for personal belongings that are lost or damaged following an accident, fire or theft

For more information or to get a quote, call us on: **0345 877 6355**

We’re available Monday to Friday 9am-6pm.

Alternatively, visit: **www.insurewithvwcv.co.uk**

Volkswagen Commercial Vehicle GAP Insurance.⁴
If your Volkswagen Commercial Vehicle is written off, your motor insurer will usually settle your claim based on the current market value of your vehicle. This could be substantially less than the original value of your vehicle.

Volkswagen Commercial Vehicle GAP (also known as ‘Guaranteed Asset Protection’) Insurance helps to bridge the payment gap to get you back in a new Volkswagen Commercial Vehicle. Whether you purchase, finance, lease or hire your vehicle, Volkswagen Commercial Vehicle GAP Insurance is available and can be arranged up to 60 days after you have collected your new or used vehicle.

For more information about Volkswagen Commercial Vehicle GAP Insurance, visit: **www.insurewithvwcv.co.uk/gap-insurance**

Servicing and support.
We’re here to keep your business moving, with our range of three award-winning⁵ servicing and maintenance options, as well as free Roadside Assistance. Some exclusions apply. For more detail, please visit: **www.volkswagen-vans.co.uk/aftersales**

Fixed cost maintenance.
This option is available for vehicles that are less than twelve months old and have covered less than 10,000 miles. It makes budgeting easier by splitting the cost of servicing into fixed monthly payments – whether you want Service only; Service and Maintenance; or Service, Maintenance and Tyres.

Fixed price servicing.⁶
If you can pay for more than one service upfront, we’ll help by reducing your costs. Buy two upfront and you’ll receive one interim and one full service at a discounted rate. Buy four and you’ll receive two interim and two full services, with your next MOT also included. You can also spread the cost with monthly payments, helping you budget⁷.

Pay on demand.
If you’re looking for freedom and flexibility with your servicing, it’s good to know we’re ready when you are. So with our third option, you can choose to pay for your services as and when you need them, with our National Service Pricing. Ask your Van Centre for an up-to-date pricing guide.

Roadside Assistance.
We understand the need to keep you mobile. That’s why all new vans come with three-year, unlimited mileage roadside cover. Should the unexpected happen, one call gets you straight through to a team trained to help you through any breakdown or accident. Supporting you every day will be a team of vehicle technicians, fully-trained by Volkswagen and carrying the latest diagnostic equipment, specialist tools and parts.

- Assistance benefits include:**
- Assistance at home, by the roadside or place of work.
 - Recovery to your preferred location.
 - Onward travel, for you and your cargo.
 - Cover 24 hours a day, 365 days a year.
 - Free cover for three years (on new vehicles).
 - Unlimited mileage.
 - European cover.
 - Option to extend cover beyond three years.

Warranties.
You can count on us long after you purchase your new Crafter panel van, thanks to its comprehensive three-year unlimited mileage warranty. You choose Volkswagen because your business depends on it, year in, year out. While your new Crafter panel van is under warranty, we’ll fix any defect in manufacture or workmanship free of charge, even if you purchase and service the vehicle at different Van Centres. Some exclusions apply and the vehicle must be cared for using the guidance in your owner’s manual.

For more detail, please visit **www.volkswagen-vans.co.uk/aftersales**.

Extended warranty.
You can also extend your warranty beyond the standard warranty period, choosing either Comprehensive or Major Component cover, as a one-off or monthly payment. For more detail of cover levels, along with terms and conditions, please visit **www.volkswagencvwarranty.co.uk** where you’ll also be able to obtain a quote and purchase an extended warranty.

Paint and body warranty.
Your new Crafter panel van’s exterior paintwork is covered against manufacturing defects for a period of three years, while its body sections and panels are covered against rusting through from the inside for twelve years. Some exclusions apply and the vehicle must be cared for using the guidance in your owner’s manual.

1 Volkswagen Commercial Vehicles Insurance and Volkswagen Commercial Vehicle Financial Services are trading names of Volkswagen Financial Services (UK) Limited, Brunswick Court, Yeomans Drive, Blakelands, Milton Keynes MK14 5LR, which is authorised and regulated by the Financial Conduct Authority (FCA). Registered in England and Wales number: 2835230. Volkswagen Financial Services (UK) Limited financial services register number is 311988.
2 An offer of finance depends on certain conditions. Finance subject to status. Available to 18s and over. Terms and conditions apply. Volkswagen Commercial Vehicle Financial Services.
3 Volkswagen Commercial Vehicle Insurance is arranged by U K Insurance Business Solutions Limited and is underwritten by U K Insurance Limited. Calls may be recorded. Volkswagen Commercial Vehicle Financial Services is a trading name of Volkswagen Financial Services (UK) Limited ('VWFS UK'). Registered office: Brunswick Court, Yeomans Drive, Blakelands, Milton Keynes MK14 5LR. Volkswagen Insurance Service (Great Britain) Limited is an appointed representative of VWFS UK. VWFS UK is authorised and regulated by the Financial Conduct Authority. VWFS UK and U K Insurance Limited are not part of the same corporate group.
4 Volkswagen Commercial Vehicle GAP Insurance is administered by Abraxas Insurance Administration Services and underwritten by MAPFRE Asistencia Compañía Internacional de Seguros y Reaseguros, S.A. ('MAPFRE'). VWFS UK is not part of the same corporate group as MAPFRE and Abraxas Insurance Administration Services Limited.
5 Business Vans Awards 2014 and 2015: Best Service Package for Van Owners.
6 Class 4 MOT only. This option is available to all new and used vehicles up to seven years old with no mileage restrictions.
7 Pay monthly option eligible on vehicles with under 200,000 miles at point of activation.

Exterior	Interior	Drive systems	Assistance systems	Crafter panel van	Crafter Bodies & Conversions	Business Pack	Equipment	Model variants	Paint & upholstery	Mobile online services	Technical information	Price list	Accessories	Finance options	Finance, insurance, servicing & warranties
----------	----------	---------------	--------------------	-------------------	------------------------------	---------------	-----------	----------------	--------------------	------------------------	-----------------------	------------	-------------	-----------------	--------------------------------------------



Build
your own



Find a
Tour Centre



Test drive



Offers &
Finance



Conversions



Comparator



The Crafter panel van

This brochure supersedes all previous publications.

Issue: 1 February 2020

www.volkswagen-vans.co.uk

Please note: Screen technology does not allow exact reproduction of the paint and upholstery colours. Some of the vehicles shown are European specification and may be fitted with optional equipment or accessories that are available at extra cost, or do not reflect current specification. All data and specifications are in accordance with information available at the time of publication and are subject to change without notice. Vehicles not currently in UK stock and customer order vehicles may take a number of weeks for delivery. Certain combinations of vehicle specifications and factory-fitted options are not compatible and therefore all orders received are subject to confirmation. Models, factory fitted-options and paint and upholstery options are subject to availability. Please check details and availability with an authorised Volkswagen Van Centre at the time of ordering.



PURE VANS

Telephone - 01633-212944

Email - sales@purevans.com

www.purevans.com