



PURE VANS

Telephone - 01633-212944

Email - sales@purevans.com

www.purevans.com

The Transporter 6.1

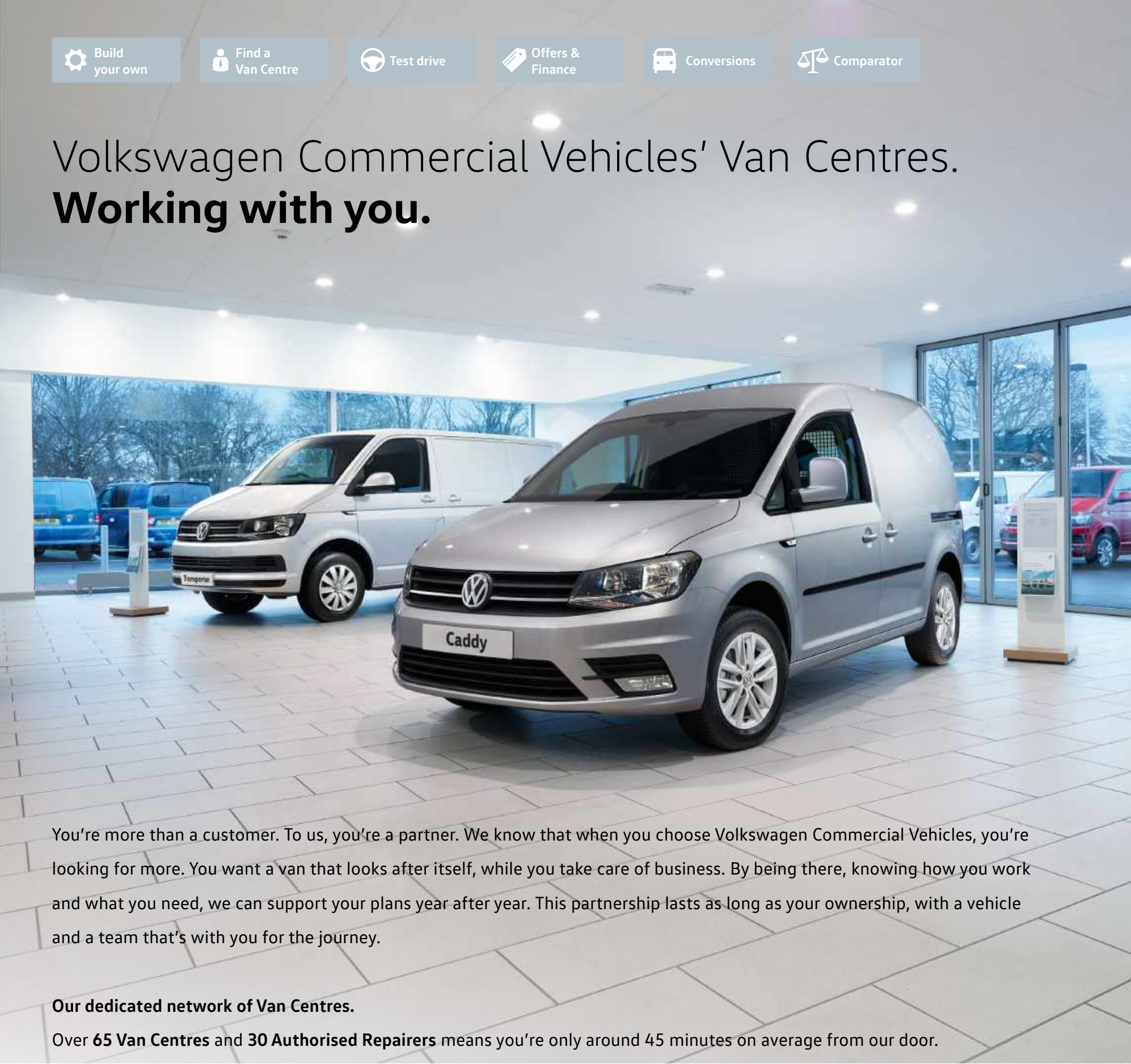
Brochure



Commercial
Vehicles

Volkswagen Commercial Vehicles' Van Centres.

Working with you.



You're more than a customer. To us, you're a partner. We know that when you choose Volkswagen Commercial Vehicles, you're looking for more. You want a van that looks after itself, while you take care of business. By being there, knowing how you work and what you need, we can support your plans year after year. This partnership lasts as long as your ownership, with a vehicle and a team that's with you for the journey.

Our dedicated network of Van Centres.

Over **65 Van Centres** and **30 Authorised Repairers** means you're only around 45 minutes on average from our door.

Everything for the job and the journey.

The right van.
We're commercial vehicle experts and finding the right van for your business is what makes us tick. We'll guide you through the range, take you on a test drive and cover all the options.

The right accessories.
From mudflaps to sat navs, plying to roof racks, we'll work with you to create the perfect van – keeping everything 100% Volkswagen to aid high residuals.

The right finance.
Every business is different, so we stay flexible, with a range of finance packages to choose from. Depending on your preference, we'll go through the options to find the one that suits you best.

The right support.
Nothing matters more than keeping you mobile, so our servicing options are built around you, including extended opening hours and mobile service vans. You'll also enjoy three-years' free 24/7 Roadside Assistance with your new van.

The right service.
We understand it's the little things that make the difference, so we set high standards. We'll call you when we say, keep you informed on delivery dates and support you long after purchase.

And there's more...
We offer a lot more than you might think. From **cost-effective van rental** or an **air conditioning recharge**, to a wide selection of premium and budget **replacement tyres**, if we're not able to help, we'll try and point you in the right direction!



For more information on accessories, finance, service, support and warranties, please refer to the Service and warranties section.

6.1

The award-winning Volkswagen Transporter has led the way for over 70 years, continually setting the benchmark in its class and selling over nearly twelve million units worldwide.

The Transporter 6.1 is available as a panel van or a kombi crew van, with Startline and Highline trim levels, and short and long wheelbase options, offering solutions for a vast range of tasks. On long wheelbase models, a high roof option is also available.

As you'd expect, the Transporter 6.1 is durable, versatile and built to last, with a highly stable body, quality materials and time-honoured workmanship.

Function control unit¹ for customer-specific equipment configurations and electromechanical power steering. The electromechanical power steering offers active and adaptive support in almost all driving situations and provides the basis for a wealth of innovative driver assistance systems.

Front Assist with City Emergency Braking System², Driver Alert, Brake Assist and Crosswind Assist² are fitted as standard. Optionally available are Park Assist including Side Protection^{1,2,4}, Active Lane Assist^{1,2,3,5} including Rear Traffic Alert^{1,2,3,5} and Trailer Assist^{1,2,5}. A rear-view camera¹ is also available as an option for the first time in conjunction with the rear wing doors.

1 Optional at extra cost. 2 Within the system's thresholds. 3 The driver must be prepared to override the assistance system at any time and is responsible to drive the vehicle with caution. 4 No direct detection of lateral obstacles by sensors. Obstacles are 'estimated' by the system when they are detected by the front/rear sensors as the vehicle passes. 5 Only in combination with a tailgate.

Image shown is for illustrative purposes only. Vehicles shown are not UK specification.



Optimum space utilisation.
The Transporter 6.1 panel van load space is up to 2,975mm^{1,2} long, with up to 1,940mm^{1,2,3} high loading area, plenty of cab space and the ability to separately lock the cargo compartment and cab.

Optimum off-road capability.
The Transporter 6.1 is available to order with 4MOTION all-wheel drive^{4,5}, dual clutch gearbox DSG^{4,5}, Hill Descent Assist^{4,6,7}, Hill Hold Assist and mechanical differential lock^{4,6} provide impressive off-road capability.

Customised for almost all requirements.
Our recognised converters and industry-specific conversion manufacturers can customise your Transporter 6.1 panel van to your specific needs.

1 Please note that these are approximate values and the dimensions may differ due to manufacturing tolerances. 2 On long wheelbase models. Measured at the floor height of the vehicle floor. 3 For high roof models. 4 Optional at extra cost. 5 Not available for all engines. 6 Only available in conjunction with 4MOTION all-wheel drive. 7 Within the system's thresholds. Image shown is for illustrative purposes only. Vehicles shown are not UK specification.



Optimised, ergonomic driver’s workplace.

A fully adjustable steering wheel, driver’s seat with 4-way lumbar support, durable and robust new upholstery, newly designed dashboard and excellent all-round visibility transform the driving experience.

Upgraded standard equipment.

In addition to many other new standard features, all vehicles now have a radio system with integrated hands-free Bluetooth®, App-Connect and USB (type-C) interface along with LED interior lighting.

Excellent connectivity.

The latest radio and navigation systems¹ with up to 8 inch touch-screens, full online connectivity, thanks to an integrated eSIM card, driver assistance systems and wireless smartphone charging².

Robust, contemporary interior.

New cockpit: dash panel, door, side and seat trim panels are finished in stylish Dark Anthracite that doesn’t show dirt.

- Instrument cluster 01
- Multi-function display Plus 02
- Discover Media navigation system¹ 03
- Two-part stowage compartment 04
- 12V socket 05
- Lockable glovebox 06
- Folding rule compartment 07
- Open stowage area 08
- Drink’s holder 09

¹ Optional at extra cost. ² Available from April 2020.
Image shown is for illustrative purposes only. Vehicles shown are not UK specification.

Intelligent driver assistants give you peace of mind.

Driving the Transporter 6.1 offers high levels of safety and peace of mind, thanks to a host of standard and optional driver assistance systems. Whether you require assistance when parking, driving, changing lanes or towing a trailer, the latest assistants monitor the situation, taking preventative action in critical situations.



Park Assist.^{1,2} NEW

Park Assist aids positioning into parking spaces. When reverse is engaged, the vehicle assumes control of the steering. All that's required of the driver is to operate the pedals, whilst keeping a good lookout.



Trailer Assist.^{1,2,3} NEW

Trailer Assist automatically manoeuvres the vehicle and trailer during parallel and reverse parking, only in combination with tow bar preparation or removable and lockable tow bar.



Side protection.^{1,2,4} NEW

As part of Park Assist, Side protection monitors the vehicle's sides and alerts you with visual and audible warnings if you're getting too close to other vehicles, pillars, walls or pedestrians.



Crosswind Assist.² NEW

As part of the standard Electronic Stabilisation Programme (ESP), Crosswind Assist applies adaptive braking intervention when the vehicle encounters a strong crosswind.

¹ Optional at extra cost. ² Within the system's thresholds. ³ Only in combination with a tailgate. ⁴ No direct detection of lateral obstacles by sensors. Obstacles are 'estimated' by the system when they are detected by the front/rear sensors as the vehicle passes.



Adaptive Cruise Control (ACC).^{2,5}

Standard on Highline and optional on Startline. Adaptive Cruise Control uses a front radar to measure the distance (up to 120 metres) and speed relative to vehicles driving ahead. It automatically regulates the pre-set distance. ACC also includes the Front Assist with City Emergency Braking System. This detects critical distances, warns of hazardous situations and when necessary, a speed of up to 18mph triggers emergency braking.



Traffic Sign Recognition.^{1,2} **NEW**

Detects road signs and informs the driver. Optionally available in combination with the Discover Media navigation system.

Active Lane Assist.^{1,2,3,4} **NEW**

Active Lane Assist countersteers the vehicle if the driver unintentionally drifts from a lane. The system also emits audible and visual warnings via the multi-function display to alert the driver of danger.



Rear Traffic Alert.^{1,2,3,4} **NEW**

As part of Active Lane Assist, Rear Traffic Alert helps by emitting an audible warning when reversing out of a parking space if another vehicle is approaching. If the driver fails to respond, the system intervenes and applies braking to help avoid a collision.



Tyre pressure monitoring system.^{1,2}

Displays the current pressure for every tyre and warns of deviations from the set pressure.

Hill Descent Assist.^{1,2,6}

Allows you to descend slopes in a safe, controlled way by regulating the engine speed and applying the brakes as necessary.

1 Optional at extra cost. 2 Within the system's thresholds. 3 Only in combination with a tailgate. 4 The driver must be prepared to override the assistance system at any time and is responsible to drive the vehicle with caution. 5 Standard on the Transporter 6.1 Highline and optional at extra cost on the Transporter 6.1 Startline. 6 Only available in conjunction with 4MOTION all-wheel drive.

So which model do you need?

Choose your van.

Your van.
You probably already have an idea about what you need from your ideal van and what you'll need to carry. Likewise, you're sure to have an idea about what's the heaviest, tallest, widest or longest load you'll need to get into your vehicle. If you're a Fleet Manager, then you'll probably need a variety of options and maybe more than one vehicle. Bearing these factors in mind, the information featured on these pages is designed to help as a quick guide to which vehicle may be the closest match to your own specific requirements.

Two trimlines.
There are two trimlines available, from the robust Startline to the luxurious Highline, each delivering its own distinct feel and offering solutions for a vast range of tasks.

Your choice.
And remember, that's not all. Every Transporter is available with a wide range of options and accessories – all designed to further help tailor your vehicle to your own particular needs. So which model do you need?

How to select your van:

1. Think about the **maximum length and height** of your load. This will help you choose a wheelbase and roof height. If you need to carry more than two passengers, you'll need to consider choosing a Transporter kombi crew van.
2. In the Technical information section you'll see **payload** ranges. Think about the heaviest load you need to carry. This will help you choose what's suitable (for instance a T30). *Please click here.*
3. From the two **trimlines** available, decide which one is right for you. *Please click here for Startline.* *Please click here for Highline.*
4. Take a look at the Price list information section to discover which **engines and options** are available for your chosen van. *Please click here.*

Please note: The Transporter 6.1 kombi crew van's load dimensions vary slightly from the Transporter 6.1 panel van figure shown. For further information about dimensions, please refer to the Technical information section.

Short wheelbase normal roof.



Load length¹: 2,572mm
Load width: 1,700mm
Load height: 1,410mm

5.8m³
load area volume.

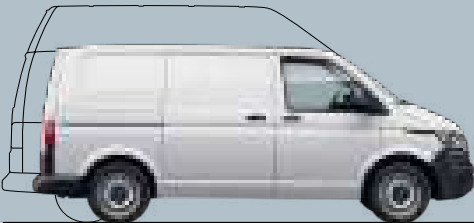
Long wheelbase normal roof.



Load length¹: 2,975mm
Load width: 1,700mm
Load height: 1,410mm

6.7m³
load area volume.

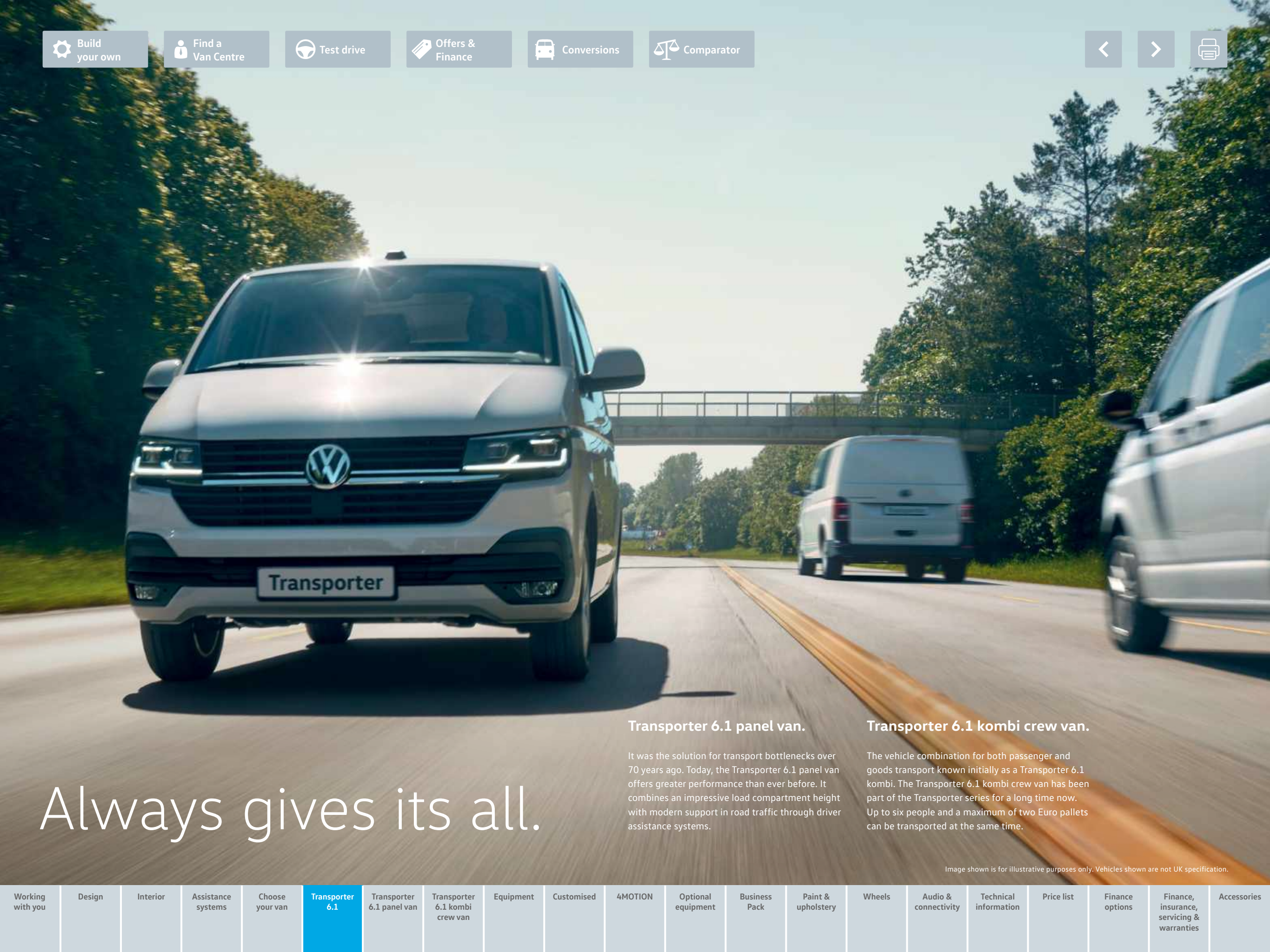
Long wheelbase high roof.



Load length¹: 2,975mm
Load width: 1,700mm
Load height: 1,940mm

9.3m³
load area volume.

¹ Please note: load length is based on vehicles without a bulkhead. The bulkhead can be removed at no extra cost.



Transporter

Always gives its all.

Transporter 6.1 panel van.

It was the solution for transport bottlenecks over 70 years ago. Today, the Transporter 6.1 panel van offers greater performance than ever before. It combines an impressive load compartment height with modern support in road traffic through driver assistance systems.

Transporter 6.1 kombi crew van.

The vehicle combination for both passenger and goods transport known initially as a Transporter 6.1 kombi. The Transporter 6.1 kombi crew van has been part of the Transporter series for a long time now. Up to six people and a maximum of two Euro pallets can be transported at the same time.

Image shown is for illustrative purposes only. Vehicles shown are not UK specification.

Working with you	Design	Interior	Assistance systems	Choose your van	Transporter 6.1	Transporter 6.1 panel van	Transporter 6.1 kombi crew van	Equipment	Customised	4MOTION	Optional equipment	Business Pack	Paint & upholstery	Wheels	Audio & connectivity	Technical information	Price list	Finance options	Finance, insurance, servicing & warranties	Accessories
------------------	--------	----------	--------------------	-----------------	-----------------	---------------------------	--------------------------------	-----------	------------	---------	--------------------	---------------	--------------------	--------	----------------------	-----------------------	------------	-----------------	--	-------------


Space for everything.

Transporter 6.1 panel van

Full load. Heavy traffic. Many stops. The Transporter 6.1 panel van offers practical assistance for all these things. With its especially low loading sill, impressive load room height and its intelligently designed load securing options, it offers ideal working conditions. With the electromechanical power steering system, it now offers even more helpful driver assistance systems when on the road.



Increasingly dense traffic. The **Active Lane Assist**^{1,4,5,6} monitors the area that the driver cannot see.



Reverse parking. The new **Park Assist**^{1,4} helps when driving into perpendicular and parallel parking spaces by optimum steering movements.

Highlights of the Transporter 6.1 panel van

- Crosswind Assist¹ **NEW**
- Ergonomic workplace
- Maximum trailer weight up to 2.5T
- Payload up to 1.3T
- Space for up to three Euro pallets
- Two wheelbases and two roof heights
- Up to 1,940mm load compartment height²
- Up to 3.2T gross vehicle weight (GVW)
- Up to 9.3m³ load compartment volume³



1 Within the system's thresholds. 2 For high roof models. Please note that these are approximate values and the dimensions may differ due to manufacturing tolerances. 3 On long wheelbase models with high roof. 4 Optional at extra cost. 5 Only in combination with a tailgate. 6 The driver must be prepared to override the assistance system at any time and is responsible to drive the vehicle with caution. Images shown are for illustrative purposes only. Vehicles shown are not UK specification.



Load Euro pallets from the side.
The **sliding door** makes working with a forklift truck easier thanks to its large effective opening width of 1,017mm^{1,2}.



Loading and unloading in urban areas.
The **rear wing doors** permit flexible use of the 1,473mm¹ wide rear opening of the load compartment.

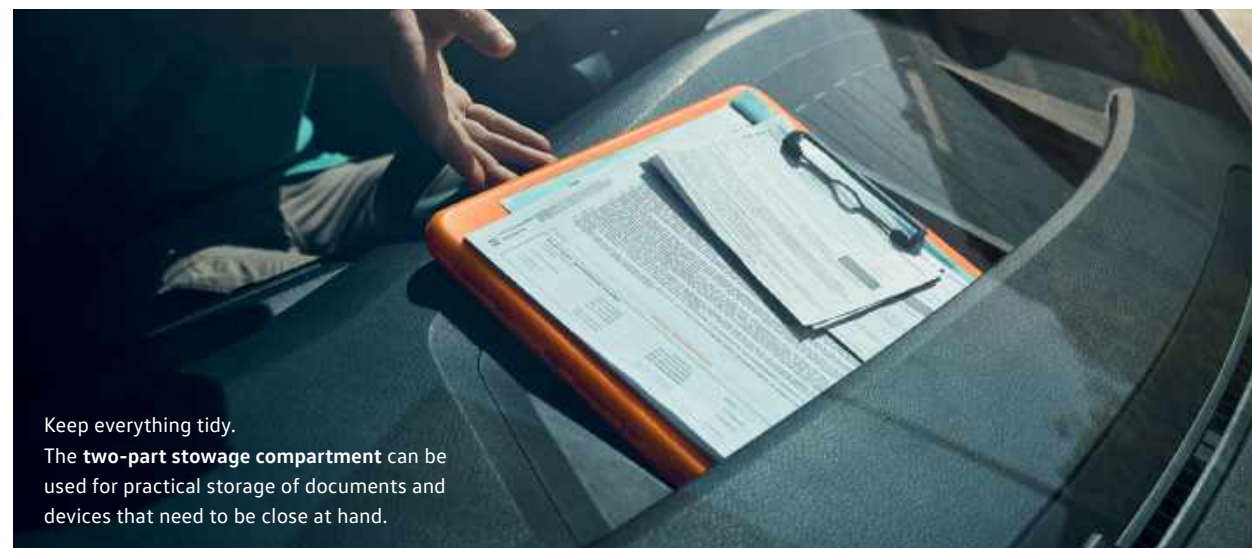



Secure heavy loads.
The **lashing eyes** on the floor are mounted so that a Euro pallet fits between them.



Protect against theft.
The **new load compartment locking system** allows the load space to be locked separately from the cab.

1 Please note that these are approximate values and the dimensions may differ due to manufacturing tolerances.
2 Only available with mechanically operated sliding doors.
Images shown are for illustrative purposes only. Vehicles shown are not UK specification.



Working with you	Design	Interior	Assistance systems	Choose your van	Transporter 6.1	Transporter 6.1 panel van	Transporter 6.1 kombi crew van	Equipment	Customised	4MOTION	Optional equipment	Business Pack	Paint & upholstery	Wheels	Audio & connectivity	Technical information	Price list	Finance options	Finance, insurance, servicing & warranties	Accessories
------------------	--------	----------	--------------------	-----------------	-----------------	---------------------------	--------------------------------	-----------	------------	---------	--------------------	---------------	--------------------	--------	----------------------	-----------------------	------------	-----------------	--	-------------

Transporter 6.1 kombi crew van



All in one.



Changing tasks. Changing teams. Changing work materials. The Transporter 6.1 kombi crew van offers the necessary flexibility. With two single front seats and a removeable three-seater bench in the second row, it combines the functions of a panel van and kombi crew van. The Startline and Highline interior equipment options offer a choice of comfort levels.

Highlights of the Transporter 6.1 kombi crew van

- Five or six seats
- LED lights in the passenger compartment [NEW](#)
- Registered as a commercial vehicle
- Sliding window in the sliding door
- Space for up to two Euro pallets behind bench¹
- Three-seater bench seat in second row
- Up to 1,967mm^{1,2} load compartment length
- Up to 4.4m³ load compartment volume¹

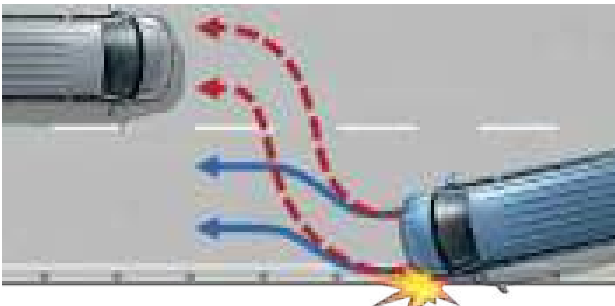
¹ On long wheelbase models. ² Measured at the floor height of the vehicle floor. Please note that these are approximate values and the dimensions may differ due to manufacturing tolerances.

Images shown are for illustrative purposes only. Vehicles shown are not UK specification.

Transporter 6.1 panel van

Startline

Standard equipment



Wheels
16 inch steel wheels 205/65 R16 tyres with low rolling resistance
Steel spare wheel
Tool kit and jack
Exterior
Electrically adjustable and heated exterior door mirrors
Grey bumpers with exterior door mirror housings and door handles in Black
H7 twin halogen headlights NEW
Radiator grille with double chrome trim strip NEW
Air conditioning and sun protection
Dust and pollen filter
Electronically controlled heating system
Heat-insulating windows in cab

Driver's workplace
Dash panel with open stowage compartments, drink holders and lockable glovebox NEW
Dimmable dashboard illumination
'Double Grid' cloth seat upholstery in Titanium Black NEW
Driver's seat with armrest, height adjustment and 4-way manual lumbar support
Dual passenger bench seat
Durable rubber floor in the cab
Electric windows in the cab
Folding grab handles on roof frame
Leather trimmed multi-function steering wheel with height and longitudinal adjustment
LED interior lighting with two reading lights in the roof console NEW
Sun visors and airbag label on front passenger sun visor
12V socket

Infotainment and connectivity
Composition Colour DAB+ radio system with 6.5 inch touch-screen and four loudspeakers, SD card slot, Bluetooth® hands-free and two USB interfaces (type-C) in dashboard
Multi-function display Plus with black and white display
Volkswagen App-Connect NEW
Load compartment
Folding lashing rings for load restraint system, reinforced (ISO 27956)
Full height steel bulkhead, without window
Half-height side trim panels and roof trim panels made of hardboard
Interior lighting with LED technology in load compartment NEW
Rear wing doors without window apertures
Sliding door on the left in load compartment

Driver assistance, safety and securing systems
Automatic Post-Collision Braking System ¹
Brake Assist system
Central locking system with two remote control folding keys and interior operation
Crosswind Assist ¹ NEW
Cruise control including speed limiter NEW
Daytime running lights
Driver Alert system
Driver and front passenger airbags with front passenger's airbag deactivation button
eCall emergency system NEW
Electromechanical steering NEW
Electronic Stabilisation Programme ¹ (ESP), Anti-lock Braking System (ABS), Traction Control System (ASR), Electronic Differential Lock (EDL) and Hill Start Assist ¹
Engine immobiliser
Front Assist with City Emergency Braking System ¹
Start-stop system with regenerative braking
Single-tone horn

Transporter 6.1 kombi crew van

Startline

Standard equipment in addition to panel van

Dimmable interior rear-view mirror
Full height side trim panels in the load compartment
Illuminated steps in load/passenger compartment
ISOFIX and top tether child seat anchors for the outer seats of the three-seater bench seat

Rear window in tailgate with heat-insulating glass, heated with wiper and washer system
Rubber floor covering in the passenger compartment with loading edge protection in rear
Side sliding windows in the second row, left and right

Starting from £25,000 [†]
Tailgate closing with unlatching from the inside
Two individual seats at the front and a folding three-seater bench seat at the rear in the 2nd row
Tyre pressure loss indicator

¹ Within the system's thresholds. Images shown are for illustrative purposes only. Vehicles shown are not UK specification.

Volkswagen Commercial Vehicles may change RRP's at any time (this includes where there are government changes in regulation and/or legislation). There may be a delay to any RRP displaying correctly on our materials. Always obtain prices from your chosen authorised Van Centre. [†] Basic RRP excluding VAT.

Transporter 6.1 panel van

Highline

Standard equipment in addition to Startline



Wheels
16 inch 'Clayton' alloy wheels 6½J x 16. In Silver with 205/65 R16 tyres.
17 inch 'Devonport' alloy wheels 7J x 17. In Silver with 215/60 R17 tyres. (T32 and 199PS only)
Lockable wheel bolts
Exterior
Automatic headlight activation with separate daytime running lights, leaving home and manual coming home function
Body-coloured exterior door mirror housings, door handles and bumpers
Electrically foldable exterior door mirrors NEW
Front fog lights with cornering function
Windshield wiper intermittent control with rain sensor



Driver's workplace
Additional 12V socket in dashboard
Auto-dimming interior rear-view mirror
'Bricks' cloth seat upholstery in Titanium Black NEW
Entry handle on A-pillar on driver's and front passenger's side
Illuminated glovebox
One waste bin in door storage compartment
Sun visors with mirror and airbag label on front passenger sun visor



Air conditioning and sun protection
Climatic air conditioning system
Laminated windshield, heated



Driver assistance, safety and securing systems
Adaptive Cruise Control (ACC) with speed limiter including Front Assist with City Emergency Braking System¹ NEW
Anti-theft alarm system with interior monitoring in cab, backup horn, towing protection and SAFELOCK
Parking sensors, front and rear NEW

Transporter 6.1 kombi crew van

Highline

Standard equipment in addition to panel van

Armrests for both front seats
Manual height adjustment for both front seats
Manually adjustable lumbar support for both front seats
Privacy glass from the B-pillar, heat-insulating glass (green) in front



Starting from **£28,280**†

Please click here for more details.

1 Within the system's thresholds. Images shown are for illustrative purposes only. Vehicles shown are not UK specification.

Volkswagen Commercial Vehicles may change RRP's at any time (this includes where there are government changes in regulation and/or legislation). There may be a delay to any RRP displaying correctly on our materials. Always obtain prices from your chosen authorised Van Centre. † Basic RRP excluding VAT.

More customised.



Ideal prerequisites for individual conversions.

When it comes to conversions, the Transporter 6.1 offers a unique level of adaptability. This starts with the choice of two wheelbases and two roof heights. There are then four weight classes with a gross vehicle weight rating from 2.6T to 3.2T. What is more, an impressive interior height in the load compartment is common to all variants – ideal for installation of shelving.

Image shown is for illustrative purposes only. Vehicles shown are not UK specification.

Moving big things.

Towing and 4MOTION.



4MOTION all-wheel drive.^{1,2} The all-wheel drive automatically adapts the power transmission to the respective driving situation via an electronically controlled multiplate clutch on the rear axle. The low system weight provides optimum vehicle handling and increased driving dynamics.

Mechanical differential lock.^{1,3} As additional support for the 4MOTION all-wheel drive^{1,2}, a mechanical differential lock is available for the rear axle. This makes it easier to pull away in difficult off-road conditions and makes the Transporter 6.1 one of the most capable all-terrain vehicles in its class.

Maximum trailer weight up to 2.5T. Maximum trailer weights of up to 2.5T are possible in combination with the six and seven-speed gearboxes.

Tow bar.¹ Tow bar preparation is available, or if you require greater flexibility a removable option is also available.

Trailer stabilisation.^{1,4,5} Automatically intervenes if the trailer starts to swing, applying brakes where necessary to ensure the trailer is stabilised.

1 Optional at extra cost. 2 Not available for all engines. 3 Only available in conjunction with 4MOTION all-wheel drive. 4 Within the system's thresholds. 5 Only available in conjunction with a tow bar or with tow bar preparation. Images shown are for illustrative purposes only. Vehicles shown are not UK specification.

Exterior

02 Electrically adjustable, heated and folding exterior door mirrors. Fold automatically inward towards the vehicle when the vehicle is locked by means of the remote control key.

H7 twin halogen headlights (not shown). NEW
Ensure optimum visibility at night thanks to long range and excellent lateral illumination.

02



03



04



Driver's workplace

Multi-function display Plus (not shown).
Displays current information, including the outside temperature, range, average speed and fuel consumption. | S | H |

Additional 12V socket in the centre storage compartment (not shown). Supplies smartphones and other electrical devices with 12V DC. | S | H |

05



06



Standard **Optional at extra cost** | **S** | Transporter 6.1 Startline | **H** | Transporter 6.1 Highline

Images shown are for illustrative purposes only. Vehicles shown are not UK specification.

Options (continued)

Load compartment, passenger compartment
and load platform



01 Anti-slip, washable rubber floor. Increases safety through an anti-slip surface that extends over the loading sill and the step lighting. | **S | H** | kombi crew van. | **S | H** | panel van.

02 Reinforced lashing eyes (folding). Allows loads to be optimally secured on the floor with a high maximum tensile force of 470 daN. Not available for kombi crew van models.

03 Tow bar, removable, maximum trailer weight up to 2.5T, including trailer stabilisation.^{1,2} Can be fitted or removed quickly and easily. | S | H |



High side panel trim – hardboard (not shown). Full-height protection of the side panels from the floor to the roof frame.

| S | H | kombi crew van. | S | H | panel van.

Sliding door, right side (not shown). Speeds up loading and unloading and increases comfort for getting in and out of the vehicle. | S | H |

Electric power latching for sliding doors (not shown).
Makes it easier to close the sliding doors. | S | H |

Electric sliding doors (not shown). Also work reliably on uphill and downhill gradients and feature a roll-back function to prevent any injuries. Available on kombi crew van models only.



04 Universal floor (for fittings). The ideal preparation for subsequent installation of cabinet systems from various manufacturers³. Special adapters⁴ in the recesses in the floor covering permit flexible installation of cabinet systems at any time without gluing or drilling. Subsequent removal of the floor leaves only minimum traces. Optional on panel van models. | S | H |

1 The maximum trailer weight varies depending on the engine. 2 Within the system's thresholds. 3 The respective body builder is responsible for the correct and safe installation of the cabinet systems installed on the universal floor. 4 Not included with delivery.

Images shown are for illustrative purposes only. Vehicles shown are not UK specification.

Standard **Optional at extra cost** | **S** | Transporter 6.1 Startline | **H** | Transporter 6.1 Highline

Load compartment, passenger compartment
and load platform (continued)

A rear view of a white van with its cargo door open. The interior shows a black cargo area with a patterned floor mat. The van is parked on a light-colored surface.



06 Rear wing doors with window. Extend the field of vision thanks to a narrow centre pillar in combination with extra wide windows. Only available on kombi crew van models. Not available for panel van models. | [S](#) | [H](#) |

Standard **Optional at extra cost** | **S** | Transporter 6.1 Startline | **H** | Transporter 6.1 Highline

Options (continued)

Air conditioning and glass

- Heated driver and front passenger’s seats.** These are separately controllable and heats the seat cushion and backrest surfaces. Also available for the two-seater front passenger bench seat. | S | H |

Heated windscreen. Ensures good visibility in cold and damp weather. The heating elements are integrated into the window. | H |

Heated rear window. Quickly and reliably ensures a clear view to the rear. | S | H | kombi crew van. | S | H | panel van.

Supplementary heating system (passenger/load compartment). Increases heating output with a second heat exchanger and a vent at the C-pillar. | S | H |

Auxiliary air heater. This is programmed via the central control units or remote control and keeps the interior pleasantly warm for up to 48 hours in continuous operation with 2,500 watt. | S | H |
- Air conditioning system in the cab with electronic control.** You can use the infinitely adjustable control to set your preferred comfortable temperature. | S | H |

Battery and alternator with increased capacity. The alternator power is increased to up to 250 A and the battery power to 92 Ah. | S | H |

Sliding windows (in sliding doors). New handles make it even easier to open and close the side windows. Standard on kombi crew van models and not available on panel van models. | S | H |

01 Privacy glass. Available for kombi crew van models, privacy glass filters out sunlight and makes it difficult for outsiders to observe who or what is in the rear, by means of tinted windows in the passenger compartment. | S | H |



Safety systems



- 02 eCall.** Following an accident, automatically sends the time, location and number of vehicle occupants to an emergency call centre and establishes a voice connection. The system is activated by a crash sensor or manually via the emergency call button. If the driver doesn't respond, eCall automatically informs the emergency services. | S | H |
- Driver and front passenger’s airbags.** With front passenger’s airbag deactivation. They offer occupants improved protection in the event of head-on impacts. | S | H |
- Automatic Post-Collision Braking System.¹** Initiates braking after a collision, with the aim of preventing secondary collisions. | S | H |
- Electronic Stabilisation Programme.¹** Designed to prevent the vehicle from swerving in critical driving conditions by controlled and targeted intervention in the brake and engine management. This helps to maximise directional stability. | S | H |
- Anti-lock braking system.** Designed to prevent wheels from locking up and assist manoeuvrability of the vehicle under heavy braking. | S | H |
- Traction control system (ASR).** Aids smooth starts and acceleration by reducing wheel-spin. | S | H |
- Electronic differential lock (EDL).** Allows smooth starts on slippery or loose road surfaces. If one wheel starts to spin, EDL is designed to brake the wheel as necessary, directing power to the wheel with greater traction. | S | H |
- Remote central locking with interior operation and two remote folding keys.** Pressing the remote control opens all the doors or only the driver’s door. Offers you extra convenience and safety. | S | H |
- Electric child safety lock.** The sliding doors can be locked separately from the cockpit via buttons. Standard on kombi crew van models. Not available for panel van models. | S | H |

¹ Within the system's thresholds. Images shown are for illustrative purposes only. Vehicles shown are not UK specification.

Standard Optional at extra cost | S | Transporter 6.1 Startline | H | Transporter 6.1 Highline

Upgrade your new Transporter 6.1 with the discounted Business Pack.

Now you can drive away in an upgraded Volkswagen Transporter 6.1 for less.

The Startline panel van and kombi crew van Business Pack includes:

- Anti-theft alarm with interior monitoring in cab, backup horn and towing protection
- Climatic air conditioning system
- Rear parking sensors



Upgrade now for as little as **£1,015** +VAT.

Volkswagen Commercial Vehicles may change RRP's at any time (this includes where there are government changes in regulation and/or legislation). There may be a delay to any RRP displaying correctly on our materials. Always obtain prices from your chosen authorised Van Centre.
Image shown is for illustrative purposes only. Vehicle shown is not UK specification.

Working with you	Design	Interior	Assistance systems	Choose your van	Transporter 6.1	Transporter 6.1 panel van	Transporter 6.1 kombi crew van	Equipment	Customised	4MOTION	Optional equipment	Business Pack	Paint & upholstery	Wheels	Audio & connectivity	Technical information	Price list	Finance options	Finance, insurance, servicing & warranties	Accessories
------------------	--------	----------	--------------------	-----------------	-----------------	---------------------------	--------------------------------	-----------	------------	---------	--------------------	---------------	--------------------	--------	----------------------	-----------------------	------------	-----------------	--	-------------

Paint

Pearl effect paint finishes



Deep Black¹

¹ Optional at extra cost.
Images shown are for illustrative purposes only. Vehicles shown are not UK specification.

Please note: Not all paint combinations can be ordered together and in some instances certain combinations may incur extra cost. Not all paint finishes may be available for every trimline. Please check details and availability with your Volkswagen Van Centre at the time of ordering. Screen representations do not allow exact reproduction of paint colours.

Working with you	Design	Interior	Assistance systems	Choose your van	Transporter 6.1	Transporter 6.1 panel van	Transporter 6.1 kombi crew van	Equipment	Customised	4MOTION	Optional equipment	Business Pack	Paint & upholstery	Wheels	Audio & connectivity	Technical information	Price list	Finance options	Finance, insurance, servicing & warranties	Accessories
													<div><div></div><div></div><div></div></div>							

Metallic paint finishes



Reflex Silver^{1,2}



Indium Grey^{1,2}



Starlight Blue^{1,2}



Ravenna Blue¹ **NEW**



Mojave Beige¹



Copper Bronze¹ **NEW**



Fortana Red¹ **NEW**




Bay Leaf Green¹ **NEW**

Solid paint finishes



Candy White



Ascot Grey² **NEW**



Cherry Red²



Bright Orange^{2,3}



Pure Grey

Individual paint

The Transporter 6.1 is also available in many other colours on request. Your authorised Volkswagen Van Centre will be happy to inform you about the wide range of individual paint options.


1 Optional at extra cost.
2 This paint is also available as an optional extra in conjunction with a high roof at an extra cost.
3 Bright Orange solid paint is only available on Startline models.
Images shown are for illustrative purposes only. Vehicles shown are not UK specification.

Please note: Not all paint combinations can be ordered together and in some instances certain combinations may incur extra cost. Not all paint finishes may be available for every trimline. Please check details and availability with your Volkswagen Van Centre at the time of ordering. Screen representations do not allow exact reproduction of paint colours.



Seat upholstery

- 01 'Double Grid' cloth in Titanium Black NEW | S |
- 02 'Bricks' cloth in Titanium Black NEW | H |
- 03 'Robusta' durable cloth in Palladium¹ | S | H |
- 04 'Mesh' leatherette in Palladium | S | H |



1 Only available for the driver and front passenger seats. For kombi crew vans, 2nd row of seats will be supplied in 'Mesh' leatherette.

Please note: Not all upholstery combinations can be ordered together and in some instances certain combinations may incur extra cost. Please check details and availability with your Volkswagen Van Centre at the time of ordering. Screen representations do not allow exact reproduction of upholstery colours.

Standard Optional at extra cost | S | Transporter 6.1 Startline | H | Transporter 6.1 Highline

Images shown are for illustrative purposes only. Vehicles shown are not UK specification.

Wheels

16 inch



Steel wheels with wheel centre cover
6½J x 16. With 205/65 R16 tyres.
| S |



'Clayton' alloy wheels
6½J x 16. In Silver.
With 205/65 R16 tyres.
| S | H |



17 inch

'Devonport' alloy wheels¹
7J x 17. In Silver.
With 215/60 R17 tyres.
| H |

¹ Depending on the engine/gross vehicle weight combination.

Standard Optional at extra cost | S | Transporter 6.1 Startline | H | Transporter 6.1 Highline

Audio & communications



01 Composition Colour DAB+ radio system. Fitted as standard, the Composition Colour DAB+ radio system features a 6.5 inch TFT touch-screen colour display, two USB (type-C) ports, Bluetooth®, SD card slot and four speakers delivering 20 watt output. It also features App-Connect, an integrated eSIM and mobile online services as part of We Connect¹ and We Connect Plus^{1,2}. | S | H |

02 Discover Media DAB+ satellite navigation system. The optional Discover Media satellite navigation system features an 8 inch colour touch-screen with proximity sensor. The system also includes a 32GB media storage, natural voice control, free map updates via the internet and mobile online services with Volkswagen We Connect Plus^{1,2}, wireless App-Connect³ and integrated eSIM. | S | H |

1 To use We Connect services, you need to have a Volkswagen ID user account, and must log into We Connect with your username and password. In addition, a separate We Connect contract or We Connect Plus contract must be concluded online with Volkswagen AG. For We Connect Plus, you have 90 days from the handover of the vehicle to register the vehicle at www.portal.volkswagen-we.com, and use the services for the full duration of the agreed free period. 2 Free of charge for the first year when you order Composition Colour or Discover Media navigation systems. There is an extra charge in the event of renewal once the free period has expired. 3 Only in conjunction with compatible Apple CarPlay devices on the Discover Media navigation system.

Standard Optional at extra cost | S | Transporter 6.1 Startline | H | Transporter 6.1 Highline

Working with you	Design	Interior	Assistance systems	Choose your van	Transporter 6.1	Transporter 6.1 panel van	Transporter 6.1 kombi crew van	Equipment	Customised	4MOTION	Optional equipment	Business Pack	Paint & upholstery	Wheels	Audio & connectivity	Technical information	Price list	Finance options	Finance, insurance, servicing & warranties	Accessories
------------------	--------	----------	--------------------	-----------------	-----------------	---------------------------	--------------------------------	-----------	------------	---------	--------------------	---------------	--------------------	--------	----------------------	-----------------------	------------	-----------------	--	-------------

We Connect¹ and We Connect Plus^{1,2}

With Volkswagen We Connect¹ driving a van will now be even more digital, closely integrated and comfortable. A wide range of services gives you quick access to the Transporter 6.1 – conveniently via your smartphone. The heart of the system is the We Connect¹ App. It connects your smartphone to the vehicle with an integrated eSIM card. The standard We Connect¹ package includes various vehicle reports, useful tools for service planning and a breakdown call. Also included: the parking position finder, which guides you directly to the vehicle. You can add many other services with the We Connect Plus^{1,2} package. For example, using your smartphone, the online anti-theft warning system³ immediately sends a message to the mobile phone in the event of burglary attempts, and thanks to online map updates, the map material is always up to date. To take advantage of these exclusive services, you can register today with the We Connect¹ Portal. Once your vehicle has been activated, you can access the full range of Mobile Online Services.



We Connect Plus^{1,2}: Online anti-theft warning system



Volkswagen App-Connect



We Connect ¹
Breakdown call
Information call
Parking Position
Automatic Accident Notification
Vehicle status
Doors & Lights
Vehicle Health Report
Driving Data
Service Scheduling
We Connect Plus ^{1,2}
Online Traffic Information ⁷
Online POI search
Online Map Update
Online Voice Control
Media Streaming ⁶
Area Alert
Online anti-theft warning system ³
Lock & Unlock ⁴
Speed Alert
Horn & Turn Signals
Online Route Calculation
Filling Stations
Parking Spaces



We Connect¹: Parking Position



Mobile telephone interface 'Comfort' including wireless charging function⁵.

1 To use We Connect services, you need a Volkswagen ID user account and must log in to We Connect with your user name and password. A separate We Connect contract or We Connect Plus contract will also need to be made online with Volkswagen AG. For We Connect Plus you have 90 days after the handover of the vehicle to register the vehicle on www.portal.volkswagen-we.com and can use services free during this time. 2 Free of charge for the first year when you order Composition Colour or Discover Media navigation system. There is an extra charge in the event of renewal once the free period has expired. 3 Only in combination with the anti theft alarm system. Standard on Highline models, optional on Startline models. 4 The Lock & Unlock service is a security feature and requires a prior identity check by means of the Volkswagen ID procedure. This involves your identity being checked by a Volkswagen dealer or via video chat. 5 Available from April 2020. 6 Only available in conjunction with the Discover Media navigation system and Streaming & Internet package. Optional at extra cost. The scope of services of We Connect and We Connect Plus may vary and can be used at a later date. 7 Only in conjunction with the Discover Media navigation systems. Optional at extra cost.

Images shown are for illustrative purposes only. Vehicles shown are not UK specification.

Engine & gearbox data

Engine specifications	2.0TDI 90PS	2.0TDI 110PS	2.0TDI 150PS	2.0TDI 199PS
Engine type	Diesel, transverse, water-cooled, in-line, variable turbine geometry turbocharger with intercooler	Diesel, transverse, water-cooled, in-line, variable turbine geometry turbocharger with intercooler	Diesel, transverse, water-cooled, in-line, variable turbine geometry turbocharger with intercooler	Diesel, transverse, water-cooled, in-line, bi-turbo with intercooler
Mixture preparation/injection method	Common-rail, direct injection	Common-rail, direct injection	Common-rail, direct injection	Common-rail, direct injection
EU exhaust emission standard	EU6D Temp	EU6D Temp	EU6D Temp	EU6D Temp
Number of cylinders	4	4	4	4
Cubic capacity	1,968cc	1,968cc	1,968cc	1,968cc
Output, PS at rpm	90 at 2,750-4,250	110 at 3,200-4,250	150 at 3,250-3,750	199 at 3,800-4,000
Torque, max. Nm at rpm	220 at 1,250 - 2,500	250 at 1,250-3,100	340 at 1,500-3,000	450 at 1,400-2,400
Fuel tank capacity	70 litre	70 litre	70 litre	70 litre
AdBlue® capacity	13 litre	13 litre	13 litre	13 litre
Diesel Particulate Filter [DPF]	●	●	●	●
5-speed manual gearbox	●	●	–	–
6-speed manual gearbox	–	–	●	–
7-speed dual clutch gearbox [DSG]	–	–	○	●
Front-wheel drive	●	●	●	●
4MOTION all-wheel drive	–	–	○	○
Alternator – Startline models	140 A	140 A	140 A	180 A
Alternator – Highline panel van models	–	180 A	180 A	180 A
Alternator – Highline kombi crew van models	–	250 A	250 A	250 A
Battery	70 Ah (420 A)	70 Ah (420 A)	70 Ah (420 A)	70 Ah (420 A)

● Standard ○ Available – Not available

Panel van consumption, performance and emissions

		CO ₂ emissions,g/km ¹ , Max. CO ₂ emissions,g/km ¹ , Min.	Combined fuel consumption mpg ¹ , Max. Combined fuel consumption mpg ¹ , Min.	Combined fuel consumption (ltr/100 km) ¹ , Max. Combined fuel consumption (ltr/100 km) ¹ , Min.	Acceleration, secs 0 - 62 mph	Top speed, mph ²			CO ₂ emissions,g/km ¹ , Max. CO ₂ emissions,g/km ¹ , Min.	Combined fuel consumption mpg ¹ , Max. Combined fuel consumption mpg ¹ , Min.	Combined fuel consumption (ltr/100 km) ¹ , Max. Combined fuel consumption (ltr/100 km) ¹ , Min.	Acceleration, secs 0 - 62 mph	Top speed, mph ²
Startline – Short wheelbase with low roof							Highline – Short wheelbase with low roof						
T26	2.0TDI 90PS 5-speed manual	175 – 163	33.6 – 39.8	8.4 – 7.1	17.5	94	T28	2.0TDI 110PS 5-speed manual	185 – 167	32.5 – 37.7	8.7 – 7.5	14.3	102
T28	2.0TDI 90PS 5-speed manual	175 – 163	33.6 – 39.2	8.4 – 7.2	17.5	94		2.0TDI 150PS 6-speed manual	188 – 174	31.0 – 37.7	9.1 – 7.5	11.1	113
	2.0TDI 110PS 5-speed manual	185 – 167	32.5 – 37.7	8.7 – 7.5	14.3	102		2.0TDI 150PS 7-speed DSG	176 – 158	30.7 – 34.9	9.2 – 8.1	11.2	113
	2.0TDI 150PS 6-speed manual	188 – 174	32.5 – 37.7	8.7 – 7.5	11.1	113	T30	2.0TDI 110PS 5-speed manual	185 – 167	32.5 – 37.2	8.7 – 7.6	14.3	102
T30	2.0TDI 90PS 5-speed manual	175 – 164	33.6 – 39.2	8.4 – 7.2	17.5	94		2.0TDI 150PS 6-speed manual	188 – 174	31.0 – 37.2	9.1 – 7.6	11.1	113
	2.0TDI 110PS 5-speed manual	185 – 167	32.5 – 37.2	8.7 – 7.6	14.3	102		2.0TDI 150PS 7-speed DSG	176 – 158	30.7 – 34.9	9.2 – 8.1	11.2	113
	2.0TDI 150PS 6-speed manual	188 – 174	32.5 – 37.2	8.7 – 7.6	11.1	113		2.0 BiTDI 199PS 7-speed DSG	182 – 164	29.4 – 32.8	9.6 – 8.6	9.1	124
	2.0TDI 150PS 7-speed DSG	176 – 155	30.7 – 34.9	9.2 – 8.1	11.2	113	T32	2.0TDI 150PS 6-speed manual	188 – 174	31.0 – 36.7	9.1 – 7.7	11.1	113
	2.0TDI 150PS 4MOTION 6-speed manual	199 – 190	31.4 – 35.3	9.0 – 8.0	11.3	111		2.0TDI 150PS 7-speed DSG	176 – 158	30.7 – 34.4	9.2 – 8.2	11.2	113
T32	2.0TDI 110PS 5-speed manual	185 – 167	32.5 – 37.2	8.7 – 7.6	14.3	102		2.0TDI 150PS 4MOTION 6-speed manual	199 – 190	31.4 – 34.9	9.0 – 8.1	11.3	111
	2.0TDI 150PS 6-speed manual	188 – 174	32.5 – 37.2	8.7 – 7.6	11.1	113		2.0 BiTDI 199PS 7-speed DSG	182 – 164	29.4 – 32.5	9.6 – 8.7	9.1	124
	2.0TDI 150PS 7-speed DSG	176 – 155	30.7 – 34.4	9.2 – 8.2	11.2	113		2.0 BiTDI 199PS 4MOTION 7-speed DSG	206 – 191	29.7 – 33.2	9.5 – 8.5	9.3	123
	2.0TDI 150PS 4MOTION 6-speed manual	199 – 190	31.4 – 35.3	9.0 – 8.0	11.3	111							

1 This brochure relates to vehicles tested according to WLTP technical procedures. Figures shown are for comparability purposes; only compare fuel consumption and CO₂ figures with other vehicles tested to the same technical procedures. These figures may not reflect real life driving results, which will depend upon a number of factors including the accessories fitted (post-registration), variations in weather, driving styles and vehicle load. There is a new test used for fuel consumption and CO₂ figures (known as WLTP). The CO₂ figures shown however, are based on a calculation designed to be equivalent to the outgoing (NEDC) test cycle and will be used to calculate vehicle tax on first registration. For more information please visit www.volkswagen-vans.co.uk/en/about-us/wltp.html or consult your authorised Volkswagen Van Centre.

Technical information (including fuel consumption, CO₂ emissions and range) is correct at 28.01.2020. We regularly update specifications so all technical information is subject to change (and this may include changes between order and delivery). There may be a delay in updates showing on our site – always consult your authorised Volkswagen Van Centre for the latest information.

2 Where the law permits.

Panel van consumption, performance and emissions (continued)

		CO ₂ emissions,g/km ¹ , Max. CO ₂ emissions,g/km ¹ , Min.	Combined fuel consumption mpg ¹ , Max. Combined fuel consumption mpg ¹ , Min.	Combined fuel consumption (ltr/100 km) ¹ , Max. Combined fuel consumption (ltr/100 km) ¹ , Min.	Acceleration, secs 0 - 62 mph	Top speed, mph ²			CO ₂ emissions,g/km ¹ , Max. CO ₂ emissions,g/km ¹ , Min.	Combined fuel consumption mpg ¹ , Max. Combined fuel consumption mpg ¹ , Min.	Combined fuel consumption (ltr/100 km) ¹ , Max. Combined fuel consumption (ltr/100 km) ¹ , Min.	Acceleration, secs 0 - 62 mph	Top speed, mph ²
Startline – Long wheelbase with low roof							Highline – Long wheelbase with low roof						
T28	2.0TDI 90PS 5-speed manual	186 – 164	33.2 – 39.2	8.5 – 7.2	17.5	94	T28	2.0TDI 150PS 6-speed manual	191 – 174	32.1 – 37.2	8.8 – 7.6	11.1	113
	2.0TDI 110PS 5-speed manual	190 – 168	32.1 – 37.2	8.8 – 7.6	14.3	102		2.0TDI 150PS 7-speed DSG	182 – 159	30.4 – 34.9	9.3 – 8.1	11.2	113
T30	2.0TDI 90PS 5-speed manual	186 – 164	33.2 – 38.7	8.5 – 7.3	17.5	94	T30	2.0TDI 110PS 5-speed manual	190 – 170	32.1 – 36.7	8.8 – 7.7	14.3	102
	2.0TDI 110PS 5-speed manual	190 – 168	32.1 – 37.2	8.8 – 7.6	14.3	102		2.0TDI 150PS 6-speed manual	191 – 174	32.1 – 36.7	8.8 – 7.7	11.1	113
	2.0TDI 150PS 6-speed manual	191 – 174	32.1 – 37.2	8.8 – 7.6	11.1	113		2.0TDI 150PS 7-speed DSG	182 – 159	30.4 – 34.4	9.3 – 8.2	11.2	113
	2.0TDI 150PS 7-speed DSG	182 – 159	30.4 – 34.4	9.3 – 8.2	11.2	113		2.0 BiTDI 199PS 7-speed DSG	179 – 165	28.8 – 32.5	9.8 – 8.7	9.1	124
T32	2.0TDI 110PS 5-speed manual	190 – 170	32.1 – 36.7	8.8 – 7.7	14.3	102	T32	2.0TDI 150PS 6-speed manual	191 – 174	32.1 – 36.7	8.8 – 7.7	11.1	113
	2.0TDI 150PS 6-speed manual	191 – 174	32.1 – 36.7	8.8 – 7.7	11.1	113		2.0TDI 150PS 7-speed DSG	182 – 159	30.4 – 34.0	9.3 – 8.3	11.2	113
	2.0TDI 150PS 7-speed DSG	182 – 159	30.4 – 34.4	9.3 – 8.2	11.2	113		2.0TDI 150PS 4MOTION 6-speed manual	208 – 192	30.7 – 34.9	9.2 – 8.1	11.3	111
	2.0TDI 150PS 4MOTION 6-speed manual	208 – 192	30.7 – 34.9	9.2 – 8.1	11.3	111		2.0 BiTDI 199PS 7-speed DSG	179 – 165	28.8 – 32.5	9.8 – 8.7	9.1	124
								2.0 BiTDI 199PS 4MOTION 7-speed DSG	212 – 192	29.4 – 32.8	9.6 – 8.6	9.3	123

1 This brochure relates to vehicles tested according to WLTP technical procedures. Figures shown are for comparability purposes; only compare fuel consumption and CO₂ figures with other vehicles tested to the same technical procedures. These figures may not reflect real life driving results, which will depend upon a number of factors including the accessories fitted (post-registration), variations in weather, driving styles and vehicle load. There is a new test used for fuel consumption and CO₂ figures (known as WLTP). The CO₂ figures shown however, are based on a calculation designed to be equivalent to the outgoing (NEDC) test cycle and will be used to calculate vehicle tax on first registration. For more information please visit www.volkswagen-vans.co.uk/en/about-us/wltp.html or consult your authorised Volkswagen Van Centre.

Technical information (including fuel consumption, CO₂ emissions and range) is correct at 28.01.2020. We regularly update specifications so all technical information is subject to change (and this may include changes between order and delivery). There may be a delay in updates showing on our site – always consult your authorised Volkswagen Van Centre for the latest information.

2 Where the law permits.

Kombi crew van consumption, performance and emissions

		CO ₂ emissions,g/km ¹ , Max. CO ₂ emissions,g/km ¹ , Min.	Combined fuel consumption mpg ¹ , Max. Combined fuel consumption mpg ¹ , Min.	Combined fuel consumption (ltr/100 km) ¹ , Max. Combined fuel consumption (ltr/100 km) ¹ , Min.	Acceleration, secs 0 - 62 mph	Top speed, mph ²			CO ₂ emissions,g/km ¹ , Max. CO ₂ emissions,g/km ¹ , Min.	Combined fuel consumption mpg ¹ , Max. Combined fuel consumption mpg ¹ , Min.	Combined fuel consumption (ltr/100 km) ¹ , Max. Combined fuel consumption (ltr/100 km) ¹ , Min.	Acceleration, secs 0 - 62 mph	Top speed, mph ²
Startline – Short wheelbase with low roof							Highline – Short wheelbase with low roof						
T30	2.0TDI 110PS 5-speed manual	185 – 170	32.8 – 37.2	8.6 – 7.6	14.3	102	T30	2.0TDI 110PS 5-speed manual	185 – 170	32.8 – 36.7	8.6 – 7.7	14.3	102
	2.0TDI 150PS 6-speed manual	188 – 176	32.5 – 37.2	8.7 – 7.6	11.1	113		2.0TDI 150PS 6-speed manual	188 – 176	32.5 – 36.7	8.7 – 7.7	11.1	113
T32	2.0TDI 150PS 6-speed manual	188 – 176	32.5 – 36.7	8.7 – 7.7	11.1	113		2.0TDI 150PS 7-speed DSG	176 – 159	31.0 – 34.4	9.1 – 8.2	11.2	113
	2.0TDI 150PS 4MOTION 6-speed manual	195 – 192	31.7 – 34.9	8.9 – 8.1	11.3	111		2.0 BiTDI 199PS 7-speed DSG	181 – 167	29.7 – 32.5	9.5 – 8.7	9.1	124
	2.0TDI 150PS 7-speed DSG	176 – 158	29.1 – 34.4	9.7 – 8.2	11.2	113		2.0 BiTDI 199PS 4MOTION 7-speed DSG	205 – 194	29.4 – 33.2	9.6 – 8.5	9.3	123
Startline – Long wheelbase with low roof							T32	2.0TDI 110PS 5-speed manual	185 – 170	32.8 – 36.7	8.6 – 7.7	14.3	102
T32	2.0TDI 150PS 6-speed manual	193 – 177	31.0 – 36.7	9.1 – 7.7	11.1	113		2.0TDI 150PS 6-speed manual	188 – 176	32.5 – 36.7	8.7 – 7.7	11.1	113
	2.0TDI 150PS 7-speed DSG	176 – 159	31.0 – 34.0	9.1 – 8.3	11.2	113		2.0TDI 150PS 7-speed DSG	176 – 159	31.0 – 34.0	9.1 – 8.3	11.2	113
	2.0TDI 150PS 4MOTION 6-speed manual	195 – 192	31.7 – 34.9	8.9 – 8.1	11.3	111		2.0TDI 150PS 4MOTION 6-speed manual	195 – 192	31.7 – 34.9	8.9 – 8.1	11.3	111
	2.0TDI 150PS 7-speed DSG	183 – 162	30.7 – 34.0	9.2 – 8.3	11.2	113		2.0 BiTDI 199PS 7-speed DSG	181 – 167	29.7 – 32.5	9.5 – 8.7	9.1	124
								2.0 BiTDI 199PS 4MOTION 7-speed DSG	205 – 194	29.4 – 32.8	9.6 – 8.6	9.3	123
							Highline – Long wheelbase with low roof						
T32	2.0TDI 150PS 6-speed manual	193 – 178	31.0 – 36.2	9.1 – 7.8	11.1	113		2.0TDI 150PS 6-speed manual	193 – 178	31.0 – 36.2	9.1 – 7.8	11.1	113
	2.0TDI 150PS 7-speed DSG	183 – 162	30.1 – 34.0	9.4 – 8.3	11.2	113		2.0TDI 150PS 7-speed DSG	183 – 162	30.1 – 34.0	9.4 – 8.3	11.2	113
	2.0TDI 150PS 4MOTION 6-speed manual	202 – 195	30.7 – 34.4	9.2 – 8.2	11.3	111		2.0TDI 150PS 4MOTION 6-speed manual	202 – 195	30.7 – 34.4	9.2 – 8.2	11.3	111
	2.0 BiTDI 199PS 7-speed DSG	190 – 168	28.5 – 32.1	9.9 – 8.8	9.1	124		2.0 BiTDI 199PS 7-speed DSG	190 – 168	28.5 – 32.1	9.9 – 8.8	9.1	124
	2.0 BiTDI 199PS 4MOTION 7-speed DSG	214 – 195	28.8 – 32.5	9.8 – 8.7	9.3	123		2.0 BiTDI 199PS 4MOTION 7-speed DSG	214 – 195	28.8 – 32.5	9.8 – 8.7	9.3	123

Panel van weights (continued)

Engine/transmission		Gross vehicle weight ¹ , kg	Axle load limit, front/rear, kg	Trailer weight braked 12%/unbraked, kg	Gross train weight, kg	Unladen weight ² , kg	Payload ³ , kg	Unladen weight ² , kg	Payload ³ , kg
Long wheelbase						Startline	Startline	Highline	Highline
T28	2.0 TDI 90PS 5-speed manual	2,800	1,550 / 1,550	2,200 / 750	4,800	1,951	849	–	–
	2.0 TDI 110PS 5-speed manual	2,800	1,550 / 1,550	2,200 / 750	4,900	1,951	849	–	–
	2.0 TDI 150PS 6-speed manual	2,800	1,600 / 1,550	2,500 / 750	5,200	–	–	2,008	792
	2.0 TDI 150PS 7-speed DSG	2,800	1,600 / 1,550	2,500 / 750	5,300	–	–	2,028	772
T30	2.0 TDI 90PS 5-speed manual	3,000	1,550 / 1,625	2,200 / 750	4,800	1,951	1,049	–	–
	2.0 TDI 110PS 5-speed manual	3,000	1,550 / 1,625	2,200 / 750	4,900	1,951	1,049	1,978	1,022
	2.0 TDI 150PS 6-speed manual	3,000	1,600 / 1,625	2,500 / 750	5,200	1,981	1,019	2,008	992
	2.0 TDI 150PS 7-speed DSG	3,000	1,600 / 1,625	2,500 / 750	5,300	2,001	999	2,028	972
	2.0 BiTDI 199PS 7-speed DSG	3,000	1,600 / 1,625	2,500 / 750	5,300	–	–	2,068	932
T32	2.0 TDI 110PS 5-speed manual	3,200	1,710 / 1,720	2,200 / 750	4,900	1,955	1,245	–	–
	2.0 TDI 150PS 6-speed manual	3,200	1,710 / 1,720	2,500 / 750	5,200	1,985	1,215	2,016	1,184
	2.0 TDI 150PS 7-speed DSG	3,200	1,710 / 1,720	2,500 / 750	5,300	2,005	1,195	2,047	1,153
	2.0 TDI 150PS 4MOTION 6-speed manual	3,200	1,710 / 1,720	2,500 / 750	5,300	2,107	1,093	2,138	1,062
	2.0 BiTDI 199PS 7-speed DSG	3,200	1,710 / 1,720	2,500 / 750	5,300	–	–	2,069	1,131
	2.0 BiTDI 199PS 4MOTION 7-speed DSG	3,200	1,710 / 1,720	2,500 / 750	5,300	–	–	2,179	1,021

1 These vehicles are WLTP (Worldwide Harmonised Light-Duty Vehicles Test Procedure) type approved vehicles. More information is available at www.volkswagen-vans.co.uk/about-us/wltp. However, to facilitate comparison between different models from different manufacturers and to accommodate the full transition to this new testing regime, we have displayed NEDC figures. These NEDC figures have been derived from WLTP testing, and may not be equivalent to NEDC figures from NEDC testing, so comparisons may be unreliable. Fuel consumption and efficiency figures are provided for comparative purposes only and may not reflect ‘real world’ driving results. Choice of wheels and other options may affect fuel consumption and emissions data.

2 Unladen weight includes approximately 90% fuel load and 75kg for driver.

3 Payload = gross vehicle weight minus unladen weight. Quoted weights are for vehicles with standard specification. Unladen weight and payload may be influenced by trimline, factory options and Van Centre fitted accessories. Roof load limit: 100kg (with two roof carriers) or 150kg (with at least four roof carriers) for normal roof only. Trailer nose weight: 100kg.

Kombi crew van weights

Engine/transmission		Gross vehicle weight ¹ , kg	Axle load limit, front/rear, kg	Trailer weight braked 12%/unbraked, kg	Gross train weight, kg	Unladen weight ² , kg	Payload ³ , kg	Unladen weight ² , kg	Payload ³ , kg
Short wheelbase						Startline	Startline	Highline	Highline
T30	2.0 TDI 110PS 5-speed manual	3,000	1,550 / 1,600	2,200 / 750	4,900	1,960	1,040	1,988	1,012
	2.0 TDI 150PS 6-speed manual	3,000	1,610 / 1,600	2,500 / 750	5,200	1,990	1,010	2,018	982
	2.0 TDI 150PS 7-speed DSG	3,000	1,610 / 1,600	2,500 / 750	5,300	–	–	2,038	962
	2.0 BiTDI 199PS 7-speed DSG	3,080	1,610 / 1,600	2,500 / 750	5,300	–	–	2,078	1,002
	2.0 BiTDI 199PS 4MOTION 7-speed DSG	3,080	1,610 / 1,600	2,500 / 750	5,300	–	–	2,188	892
T32	2.0 TDI 110PS 5-speed manual	3,200	1,710 / 1,720	2,500 / 750	4,900	–	–	2,007	1,193
	2.0 TDI 150PS 6-speed manual	3,200	1,710 / 1,720	2,500 / 750	5,200	1,994	1,206	2,037	1,163
	2.0 TDI 150PS 7-speed DSG	3,200	1,710 / 1,720	2,500 / 750	5,300	2,014	1,186	2,057	1,143
	2.0 TDI 150PS 4MOTION 6-speed manual	3,200	1,710 / 1,720	2,500 / 750	5,300	2,116	1,084	2,159	1,041
	2.0 BiTDI 199PS 7-speed DSG	3,200	1,710 / 1,720	2,500 / 750	5,300	–	–	2,079	1,121
	2.0 BiTDI 199PS 4MOTION 7-speed DSG	3,200	1,710 / 1,720	2,500 / 750	5,300	–	–	2,189	1,011
Long wheelbase						Startline	Startline	Highline	Highline
T32	2.0 TDI 110PS 5-speed manual	3,200	1,710 / 1,720	2,200 / 750	4,900	2,036	1,164	–	–
	2.0 TDI 150PS 6-speed manual	3,200	1,710 / 1,720	2,500 / 750	5,200	2,066	1,134	2,110	1,090
	2.0 TDI 150PS 7-speed DSG	3,200	1,710 / 1,720	2,500 / 750	5,300	2,086	1,114	2,130	1,070
	2.0 TDI 150PS 4MOTION 6-speed manual	3,200	1,710 / 1,720	2,500 / 750	5,300	2,188	1,012	2,232	968
	2.0 BiTDI 199PS 7-speed DSG	3,200	1,710 / 1,720	2,500 / 750	5,300	–	–	2,152	1,048
	2.0 BiTDI 199PS 4MOTION 7-speed DSG	3,200	1,710 / 1,720	2,500 / 750	5,300	–	–	2,262	938

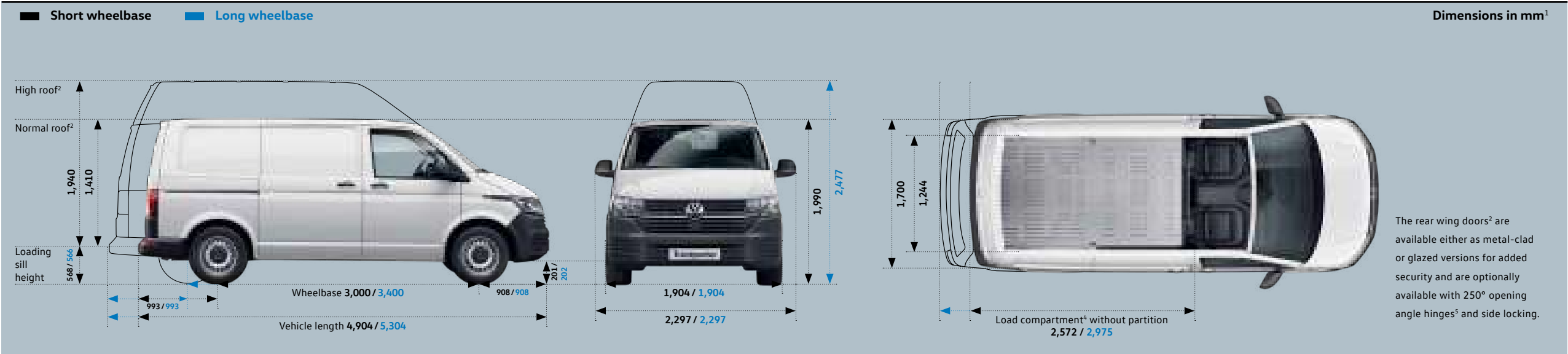
1 These vehicles are WLTP (Worldwide Harmonised Light-Duty Vehicles Test Procedure) type approved vehicles. More information is available at www.volkswagen-vans.co.uk/about-us/wltp. However, to facilitate comparison between different models from different manufacturers and to accommodate the full transition to this new testing regime, we have displayed NEDC figures. These NEDC figures have been derived from WLTP testing, and may not be equivalent to NEDC figures from NEDC testing, so comparisons may be unreliable. Fuel consumption and efficiency figures are provided for comparative purposes only and may not reflect ‘real world’ driving results. Choice of wheels and other options may affect fuel consumption and emissions data.

2 Unladen weight includes approximately 90% fuel load and 75kg for driver.

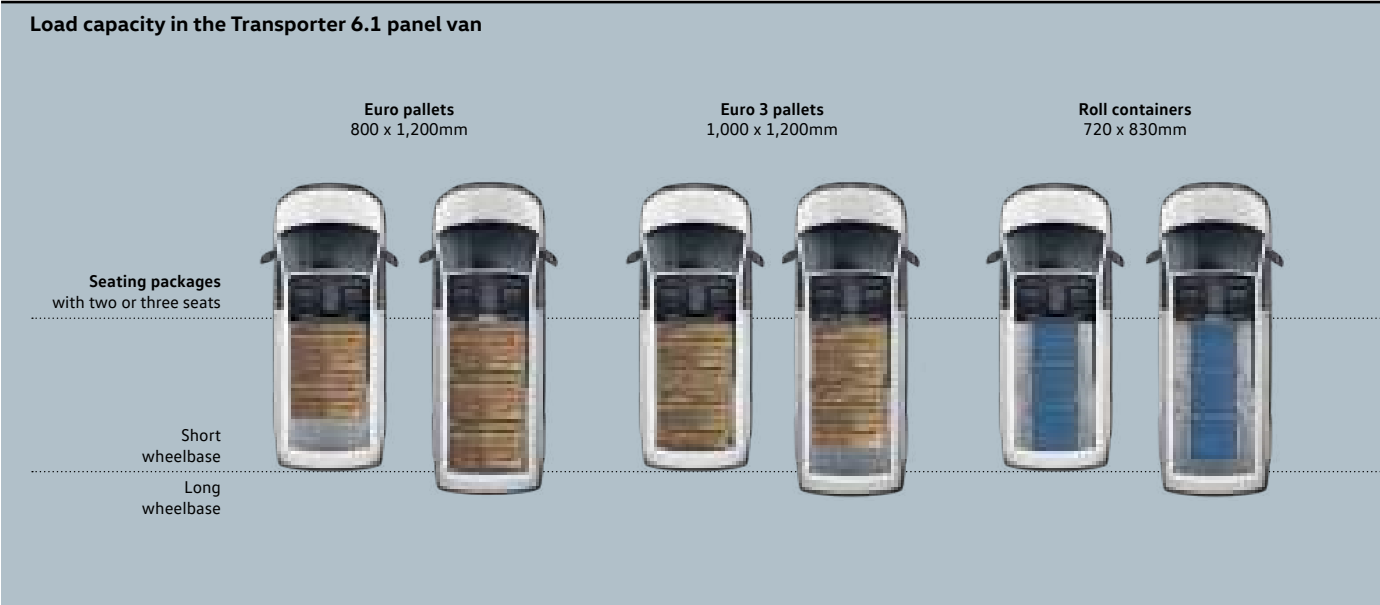
3 Payload = gross vehicle weight minus unladen weight. Quoted weights are for vehicles with standard specification.
Unladen weight and payload may be influenced by trimline, factory options and Van Centre fitted accessories.
Roof load limit: 100kg (with two roof carriers) or 150kg (with at least four roof carriers) for normal roof only. Trailer nose weight: 100kg.

Panel van dimensions

Transporter 6.1 panel van technical data



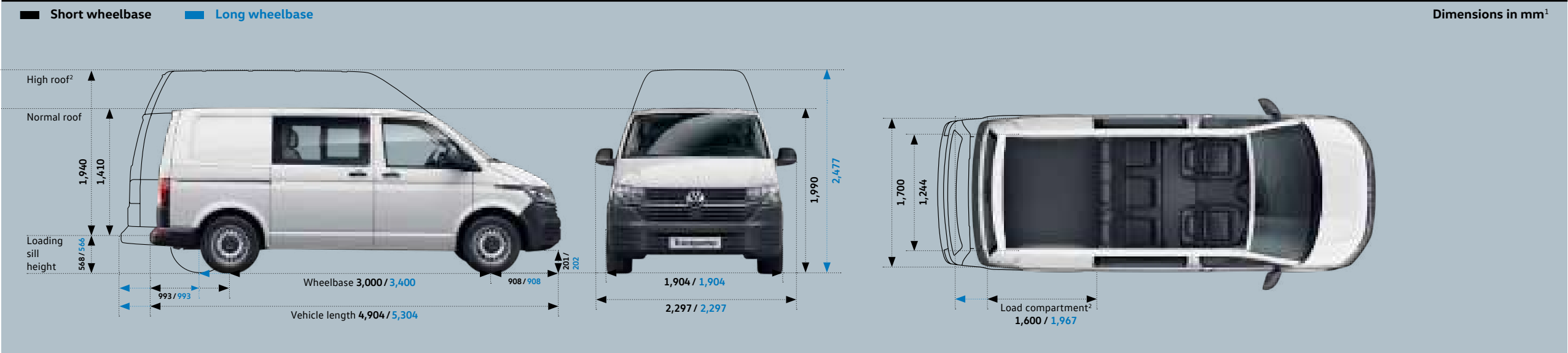
Dimensions	Normal roof Short/long wheelbase	High roof Long wheelbase
Load compartment		
Area in m ²	4.3 / 5.0	5.0
Sliding door		
Width x height in mm ¹	1,017 x 1,282	1,017 x 1,282
Tailgate		
Width x height in mm ¹	1,473 x 1,299	—
Wing door		
Width x height in mm ¹	1,473 x 1,299	1,473 x 1,694
Turning circle		
in mm ¹	11,900 / 13,200	13,200
Roof load limit		
in kg (2 roof carriers)	100	—
in kg (3 roof carriers)	150	—



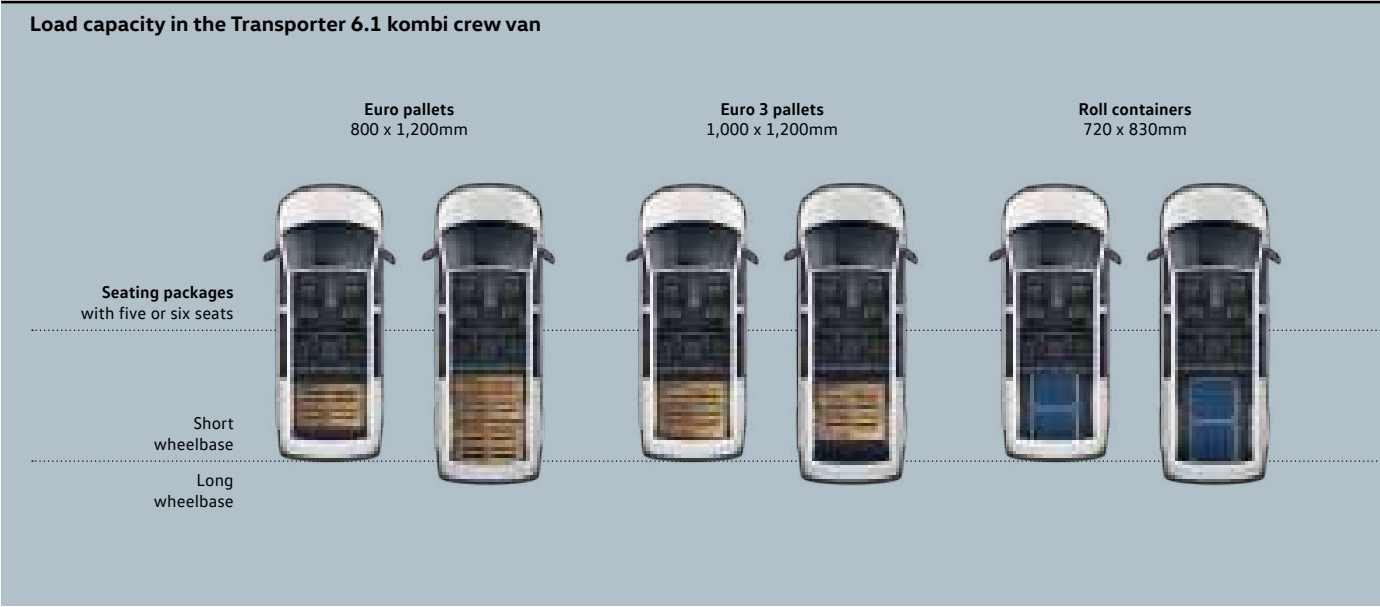
1 Please note that these are approximate values and the dimensions may differ due to manufacturing tolerances. 2 Rear wing doors are standard equipment for normal and high roof vans. 3 Optional at extra cost. Please contact your authorised Volkswagen Van Centre for details of the standard equipment and optional extras available. 4 Measured at the floor height of the vehicle. 5 250° opening angle hinges are optional on long wheelbase models. Images shown are for illustrative purposes only. Vehicles shown are not UK specification.

kombi crew van dimensions

Transporter 6.1 kombi crew van technical data



Dimensions	Normal roof Short/long wheelbase	High roof Long wheelbase
Passenger/luggage compartment Area in m ²	4.3 / 5.0	5.0
Sliding door		
Width x height in mm ¹	1,017 x 1,264	1,017 x 1,264
Electric sliding door		
Width x height in mm ¹	954 x 1,264	954 x 1,282
Tailgate		
Width x height in mm ¹	1,473 x 1,290	—
Wing door		
Width x height in mm ¹	1,473 x 1,290	1,473 x 1,694
Turning circle in mm ¹	11,900 / 13,200	13,200
Roof load limit		
in kg (2 roof carriers)	100	—
in kg (3 roof carriers)	150	—



1 Please note that these are approximate values and the dimensions may differ due to manufacturing tolerances. 2 Measured at the floor height of the vehicle. Images shown are for illustrative purposes only. Vehicles shown are not UK specification.

[Build your own](#)
[Find a Van Centre](#)
[Test drive](#)
[Offers & Finance](#)
[Conversions](#)
[Comparator](#)

Model prices

Volkswagen Commercial Vehicles may change RRP's at any time (this includes where there are government changes in regulation and/or legislation). There may be a delay to any RRP displaying correctly on our materials. Always obtain prices from your chosen authorised Van Centre.

*Manufacturer's on the road (OTR) package.

Delivery to Van Centre	£620.00
Number plates	£20.00
VAT	£128.00
First registration fee	£55.00
Vehicle excise duty (VED) 1st year	£260.00
Basic OTR price (exc. VAT)	£955.00
Total OTR price (inc. VAT)	£1,083.00

Panel van model prices (continued)

Trimline	Engine/transmission	Fuel type	Basic exc. VAT	Total inc. VAT	Total RRP inc. OTR* exc. VAT	Total RRP inc. OTR* inc. VAT
Highline SWB						
T28	2.0 TDI 110PS 5-speed manual	Diesel	£26,125.00	£31,350.00	£27,080.00	£32,433.00
	2.0 TDI 150PS 6-speed manual	Diesel	£27,940.00	£33,528.00	£28,895.00	£34,611.00
	2.0 TDI 150PS 7-speed DSG	Diesel	£29,785.00	£35,742.00	£30,740.00	£36,825.00
T30	2.0 TDI 110PS 5-speed manual	Diesel	£26,595.00	£31,914.00	£27,550.00	£32,997.00
	2.0 TDI 150PS 6-speed manual	Diesel	£28,410.00	£34,092.00	£29,365.00	£35,175.00
	2.0 TDI 150PS 7-speed DSG	Diesel	£30,255.00	£36,306.00	£31,210.00	£37,389.00
	2.0 TDI 199PS 7-speed DSG	Diesel	£32,990.00	£39,588.00	£33,945.00	£40,671.00
T32	2.0 TDI 150PS 6-speed manual	Diesel	£29,280.00	£35,136.00	£30,235.00	£36,219.00
	2.0 TDI 150PS 7-speed DSG	Diesel	£31,125.00	£37,350.00	£32,080.00	£38,433.00
	2.0 TDI 150PS 4MOTION 6-speed manual	Diesel	£31,895.00	£38,274.00	£32,850.00	£39,357.00
	2.0 TDI 199PS 7-speed DSG	Diesel	£33,460.00	£40,152.00	£34,415.00	£41,235.00
	2.0 TDI 199PS 4MOTION 7-speed DSG	Diesel	£36,075.00	£43,290.00	£37,030.00	£44,373.00

* Please [click here](#) for more details on manufacturer's on the road (OTR) package.

Volkswagen Commercial Vehicles may change RRP's at any time (this includes where there are government changes in regulation and/or legislation). There may be a delay to any RRP displaying correctly on our materials. Always obtain prices from your chosen authorised Van Centre.

Panel van model prices (continued)

Trimline	Engine/transmission	Fuel type	Basic exc. VAT	Total inc. VAT	Total RRP inc. OTR* exc. VAT	Total RRP inc. OTR* inc. VAT
Startline LWB						
T28	2.0 TDI 90PS 5-speed manual	Diesel	£22,945.00	£27,534.00	£23,900.00	£28,617.00
	2.0 TDI 110PS 5-speed manual	Diesel	£24,000.00	£28,800.00	£24,955.00	£29,883.00
T30	2.0 TDI 90PS 5-speed manual	Diesel	£23,415.00	£28,098.00	£24,370.00	£29,181.00
	2.0 TDI 110PS 5-speed manual	Diesel	£24,470.00	£29,364.00	£25,425.00	£30,447.00
	2.0 TDI 150PS 6-speed manual	Diesel	£26,285.00	£31,542.00	£27,240.00	£32,625.00
	2.0 TDI 150PS 7-speed DSG	Diesel	£28,130.00	£33,756.00	£29,085.00	£34,839.00
	2.0 TDI 150PS 4MOTION 6-speed manual	Diesel	£29,370.00	£35,244.00	£30,325.00	£36,327.00
T32	2.0 TDI 110PS 5-speed manual	Diesel	£24,940.00	£29,928.00	£25,895.00	£31,011.00
	2.0 TDI 150PS 6-speed manual	Diesel	£26,755.00	£32,106.00	£27,710.00	£33,189.00
	2.0 TDI 150PS 7-speed DSG	Diesel	£28,600.00	£34,320.00	£29,555.00	£35,403.00
	2.0 TDI 150PS 4MOTION 6-speed manual	Diesel	£29,370.00	£35,244.00	£30,325.00	£36,327.00

* Please [click here](#) for more details on manufacturer's on the road (OTR) package.

Volkswagen Commercial Vehicles may change RRP's at any time (this includes where there are government changes in regulation and/or legislation). There may be a delay to any RRP displaying correctly on our materials. Always obtain prices from your chosen authorised Van Centre.

Kombi crew van model prices

Trimline	Engine/transmission	Fuel type	Basic exc. VAT	Total inc. VAT	Total RRP inc. OTR* exc. VAT	Total RRP inc. OTR* inc. VAT
Startline SWB						
T30	2.0 TDI 110PS 5-speed manual	Diesel	£25,000.00	£30,000.00	£25,955.00	£31,083.00
	2.0 TDI 150PS 6-speed manual	Diesel	£26,815.00	£32,178.00	£27,770.00	£33,261.00
T32	2.0 TDI 150PS 6-speed manual	Diesel	£27,285.00	£32,742.00	£28,240.00	£33,825.00
	2.0 TDI 150PS 7-speed DSG	Diesel	£29,130.00	£34,956.00	£30,085.00	£36,039.00
	2.0 TDI 150PS 4MOTION 6-speed manual	Diesel	£29,900.00	£35,880.00	£30,855.00	£36,963.00
Highline SWB						
T30	2.0 TDI 110PS 5-speed manual	Diesel	£28,280.00	£33,936.00	£29,235.00	£35,019.00
	2.0 TDI 150PS 6-speed manual	Diesel	£30,095.00	£36,114.00	£31,050.00	£37,197.00
	2.0 TDI 150PS 7-speed DSG	Diesel	£31,940.00	£38,328.00	£32,895.00	£39,411.00
	2.0 BiTDI 199PS 7-speed DSG	Diesel	£34,675.00	£41,610.00	£35,630.00	£42,693.00
	2.0 BiTDI 199PS 4MOTION 7-speed DSG	Diesel	£37,290.00	£44,748.00	£38,245.00	£45,831.00
T32	2.0 TDI 110PS 5-speed manual	Diesel	£29,150.00	£34,980.00	£30,105.00	£36,063.00
	2.0 TDI 150PS 6-speed manual	Diesel	£30,965.00	£37,158.00	£31,920.00	£38,241.00
	2.0 TDI 150PS 7-speed DSG	Diesel	£32,810.00	£39,372.00	£33,765.00	£40,455.00
	2.0 TDI 150PS 4MOTION 6-speed manual	Diesel	£33,580.00	£40,296.00	£34,535.00	£41,379.00
	2.0 BiTDI 199PS 7-speed DSG	Diesel	£35,145.00	£42,174.00	£36,100.00	£43,257.00
	2.0 BiTDI 199PS 4MOTION 7-speed DSG	Diesel	£37,760.00	£45,312.00	£38,715.00	£46,395.00

* Please [click here](#) for more details on manufacturer's on the road (OTR) package.

Volkswagen Commercial Vehicles may change RRP's at any time (this includes where there are government changes in regulation and/or legislation). There may be a delay to any RRP displaying correctly on our materials. Always obtain prices from your chosen authorised Van Centre.

Kombi crew van model prices (continued)

Trimline	Engine/transmission	Fuel type	Basic exc. VAT	Total inc. VAT	Total RRP inc. OTR* exc. VAT	Total RRP inc. OTR* inc. VAT
Startline LWB						
T32	2.0 TDI 110PS 5-speed manual	Diesel	£26,310.00	£31,572.00	£27,265.00	£32,655.00
	2.0 TDI 150PS 6-speed manual	Diesel	£28,125.00	£33,750.00	£29,080.00	£34,833.00
	2.0 TDI 150PS 7-speed DSG	Diesel	£29,970.00	£35,964.00	£30,925.00	£37,047.00
	2.0 TDI 150PS 4MOTION 6-speed manual	Diesel	£30,740.00	£36,888.00	£31,695.00	£37,971.00
Highline LWB						
T32	2.0 TDI 150PS 6-speed manual	Diesel	£31,805.00	£38,166.00	£32,760.00	£39,249.00
	2.0 TDI 150PS 7-speed DSG	Diesel	£33,650.00	£40,380.00	£34,605.00	£41,463.00
	2.0 TDI 150PS 4MOTION 6-speed manual	Diesel	£34,420.00	£41,304.00	£35,375.00	£42,387.00
	2.0 BiTDI 199PS 7-speed DSG	Diesel	£35,985.00	£43,182.00	£36,940.00	£44,265.00
	2.0 BiTDI 199PS 4MOTION 7-speed DSG	Diesel	£38,600.00	£46,320.00	£39,555.00	£47,403.00

* Please [click here](#) for more details on manufacturer's on the road (OTR) package.

Volkswagen Commercial Vehicles may change RRP's at any time (this includes where there are government changes in regulation and/or legislation). There may be a delay to any RRP displaying correctly on our materials. Always obtain prices from your chosen authorised Van Centre.

				Startline		Highline
Paint	PR Code		Basic exc. VAT	Total RRP inc. VAT	Basic exc. VAT	Total RRP inc. VAT
Solid. Bright Orange ^{1,2} (E3E3), Candy White (B4B4), Cherry Red ² (4B4B), Ascot Grey ² (6U6U), Pure Grey (J2J2).	As shown	PV/K	○	○	○	○
Metallic. Bay Leaf Green (C4C4), Fortana Red (I9I9), Indium Grey ² (X3X3), Mojave Beige (1B1B), Starlight Blue ² (3S3S), Copper Bronze (5A5A), Ravenna Blue (5Z5Z), Reflex Silver ² (8E8E).	As shown	PV/K	£625.00	£750.00	£625.00	£750.00
Pearl effect. Deep Black (2T2T).	As shown	PV/K	£625.00	£750.00	£625.00	£750.00

● Standard – Not available ○ At no extra cost Where additional equipment is required by chosen options, additional equipment will be charged at the prices shown.

1 Bright Orange is only available on Startline.


2 These paints are also available as an optional extra in conjunction with a high roof at an extra cost.

3 Only available for the driver and front passenger seats. For kombi crew vans, 2nd row of seats will be supplied in 'Mesh' leatherette.

Volkswagen Commercial Vehicles may change RRP's at any time (this includes where there are government changes in regulation and/or legislation). There may be a delay to any RRP displaying correctly on our materials. Always obtain prices from your chosen authorised Van Centre.

Upgrade your new Transporter 6.1 with the discounted Business Pack.
Now you can drive away in an upgraded Volkswagen Transporter 6.1 for less.

Your Volkswagen Transporter 6.1 Startline can now feature rear parking sensors, climatic air-conditioning and an alarm for as little as **£1,015** +VAT. This pack provides you and your business with savings on some of our most popular and valuable features, so your business can stay ahead of the curve without breaking the bank. Available on Startline for both panel van and kombi crew van models.

A white Volkswagen Transporter 6.1 is parked on a gravel surface in front of a wooden building. A person is visible in the background near the building. The vehicle is a panel van model.

Options – panel van and kombi crew van (continued)

			Startline		Highline	
Seating	PR Code		Basic exc. VAT	Total RRP inc. VAT	Basic exc. VAT	Total RRP inc. VAT
2-seater bench on the driver's side and individual seat with 'easy-entry' feature on the passenger side in second row of seats.	3UF	K	£125.00	£150.00	£125.00	£150.00
Armrest for driver's seat.	4S3	PV/K	●	●	●	●
Armrest for both front seats. Only in combination with the single front passenger seat (3TH).	4S1	PV	£75.00	£90.00	£75.00	£90.00
		K	£75.00	£90.00	●	●
Dual passenger seat in cab.	3TJ	PV	●	●	●	●
		K	£210.00	£252.00	£210.00	£252.00
Dual passenger seat in cab with integrated storage compartment.	3TS	PV	£105.00	£126.00	£105.00	£126.00
		K	£275.00	£330.00	£260.00	£312.00
Heated driver and front passenger seats. Separately controllable. Only in combination with either Climatic cab A/C, Climatic cab A/C with manual passenger heating, Climatic cab and passenger A/C (semi-automatic) with manual passenger compartment heating system at additional cost.	4A3	PV/K	£305.00	£366.00	£305.00	£366.00
Height-adjustment (manual) and lumbar support (manual) for driver and single front passenger seats. Only in combination with single front passenger seat.	7P4/3L3	PV	£100.00	£120.00	£100.00	£120.00
		K	£100.00	£120.00	●	●
Single front passenger seat. For panel van models. Only in combination with armrest for driver and front passenger seats 4S1 at an additional cost. Only in combination with height-adjustment (manual) 3L3 and lumbar support (manual) 7P4 for driver and single front passenger seats at no additional cost.	3TH	PV	○	○	○	○
		K	●	●	●	●
Swivel seat. Driver seat not height-adjustable. Only in combination with swivelling front passenger seat 3TD, without height-adjustment 3L0 and lumbar support (manual) 7P4 for both front seats at no additional cost. On panel van models this option will also remove the standard bulkhead.	3SD	PV/K	£100.00	£120.00	£100.00	£120.00
Swivel seat. Front passenger seat not height-adjustable. Only in combination with armrests for both front seats 4S1 and lumbar support (manual) 7P4 for both front seats at no additional cost. On panel van models this option will also remove the standard bulkhead.	3TD	PV/K	£100.00	£120.00	£100.00	£120.00

● Standard – Not available ○ At no extra cost Where additional equipment is required by chosen options, additional equipment will be charged at the prices shown.

PV **Panel van** K **kombi crew van**

Volkswagen Commercial Vehicles may change RRP's at any time (this includes where there are government changes in regulation and/or legislation). There may be a delay to any RRP displaying correctly on our materials. Always obtain prices from your chosen authorised Van Centre.

				Startline		Highline
Driver assistance (continued)	PR Code		Basic exc. VAT	Total RRP inc. VAT	Basic exc. VAT	Total RRP inc. VAT
Active Lane Assist with Side Assist. Only in combination with a tailgate.	ZOX	PV/K	–	–	£1,000.00	£1,200.00
Adaptive Cruise Control (ACC).	PAC	PV/K	£345.00	£414.00	●	●
Trailer Assist with parking sensors front and rear. Only in combination with a tailgate, folding door mirrors (standard on Highline) and tow bar preparation 1D7 or removable/lockable tow bar 1D2 at additional cost.	PAT	PV/K	£1,010.00	£1,212.00	£545.00	£654.00
Trailer Assist with Park Assist, parking sensors front and rear with rear-view camera. Only in combination with a tailgate, folding door mirrors 6XP (standard on Highline) and tow bar preparation 1D7 or removable/lockable tow bar at additional cost.	PAU	PV/K	£1,210.00	£1,452.00	£750.00	£900.00


Business Pack. Climatic air conditioning system, rear parking sensors and an anti-theft alarm with interior monitoring in cab, backup horn and towing protection.	W56	PV/K	£1,015.00	£1,218.00	–	–
Comfort Pack. Includes an additional 12V socket in the dashboard, one waste bin, additional sound deadening and noise suppression measures, grab handles on A-pillar, folding grab handles on B-pillar and sun visors with mirrors.	ZA9	PV	£245.00	£294.00	●	●
Exterior Pack. Includes body-coloured bumpers, exterior door mirror housings and door handles.	PL4	PV/K	£680.00	£816.00	●	●

PV **Panel van** K **kombi crew van**

Upgrade your new Transporter 6.1 with the discounted Business Pack.

Now you can drive away in an upgraded Volkswagen Transporter 6.1 for less.

Your Volkswagen Transporter 6.1 Startline can now feature rear parking sensors, climatic air-conditioning and an alarm for as little as **£1,015** +VAT. This pack provides you and your business with savings on some of our most popular and valuable features, so your business can stay ahead of the curve without breaking the bank. Available on Startline for both panel van and kombi crew van models.



Options – panel van and kombi crew van (continued)

	PR Code	Startline		Highline	
		Basic exc. VAT	Total RRP inc. VAT	Basic exc. VAT	Total RRP inc. VAT
Heating and ventilation					
Electronically controlled air conditioning system.	KH6	PV	£1,165.00	£1,398.00	●
	W50	K	£1,165.00	£1,398.00	●
Electronically controlled front air conditioning system and second heating system in passenger compartment.	KC2	PV/K	£1,410.00	£1,692.00	£250.00
Programmable parking heater (air) with radio remote control, auxiliary heater (coolant) and second battery. Only in combination with a single front passenger seat 3TH and multi-function control module with electric interface IS2.	PW5	PV/K	£2,620.00	£3,144.00	£2,620.00
Safety and security					
Anti-theft alarm system with interior monitoring in cab, back-up horn and tow-away protection.	Z4G	PV/K	£270.00	£324.00	●
	1T9	PV/K	£50.00	£60.00	£50.00
First aid kit with warning triangle and safety vest.	8QM	PV/K	£95.00	£114.00	£95.00
Four remote control folding keys. Two additional remote folding keys. Only for vehicles without a bulkhead.					

● Standard – Not available ○ At no extra cost Where additional equipment is required by chosen options, additional equipment will be charged at the prices shown.

PV **Panel van** K **kombi crew van**

Volkswagen Commercial Vehicles may change RRP's at any time (this includes where there are government changes in regulation and/or legislation). There may be a delay to any RRP displaying correctly on our materials. Always obtain prices from your chosen authorised Van Centre.

Upgrade your new Transporter 6.1 with the discounted Business Pack.

Now you can drive away in an upgraded Volkswagen Transporter 6.1 for less.

Your Volkswagen Transporter 6.1 Startline can now feature rear parking sensors, climatic air-conditioning and an alarm for as little as **£1,015** +VAT. This pack provides you and your business with savings on some of our most popular and valuable features, so your business can stay ahead of the curve without breaking the bank. Available on Startline for both panel van and kombi crew van models.

Finance made simple

As dedicated to finance as we are to your new Transporter 6.1

Learn more about our range of finance products to find a finance package that suits your budget. Alternatively, 'Click on' the Offers & Finance button above to find out more about our latest offers to help your business thrive.


Cost of your vehicle

Deposit
As little as one monthly repayment

Monthly repayments
Spread across 18 to 49 months

Optional final payment
You have three choices at the end of your agreement

Own
Hire




Cost of your vehicle

Deposit
As little as one monthly repayment

Repayments
Spread across 12 to 60 months

Own




Cost of your vehicle

Deposit
As little as one monthly repayment

Rental repayments
Spread across 12 to 48 months

Final 'balloon' repayment

Own



Solutions Personal Contract Plan
Not sure if you want to own or hire? Make the decision later. Pay monthly payments for the length of your agreement. At the end you can decide to keep (once all payments have been made), upgrade or return the vehicle.

Hire Purchase
Make all the regular monthly payments. At the end the vehicles is yours.


Lease Purchase
Make lower monthly payments by deferring an amount until the end. Once paid the vehicle is yours.

Cost of your vehicle

Initial rental
As little as one rental repayment

Rental repayments
Spread across 12 to 60 months

Hire




Cost of your vehicle

Initial rental
As little as one rental repayment in advance

Rental repayments
Spread across 12 to 60 months

Hire




Cost of your vehicle

Initial rental
As little as one rental repayment in advance

Rental repayments
Spread across 12 to 48 months

Final 'balloon' repayment
You have two options at the end of your agreement

Hire



Contract Hire
Pay fixed monthly rentals to hire the vehicle. Look after it so at the end you can return it hassle free.

Finance Lease (full pay out)
Pay monthly rentals to hire the vehicle. At the end you have two options. Sell the vehicle and receive a percentage of the sale proceeds. Or retain the use of your vehicle by paying a reduced annual rental.

Finance Lease (balloon repayment)
Pay monthly rentals to hire the vehicle. At the end you have two options. Sell the vehicle to settle the outstanding amount and receive any excess sale proceeds. Or pay the 'balloon' payment and retain the use of your vehicle by paying a reduced annual rental.

Finance subject to status. Available to 18s and over in the UK only. Terms and Conditions apply. Volkswagen Commercial Vehicle Financial Services.

Finance, insurance, servicing and warranties

Finance and insurance.¹

When it comes to paying for your van, we’ve got options including Contract Hire and Finance Lease, or Hire Purchase. We can also offer you competitive insurance with lots of features and benefits as standard.

A choice of packages.²

Whether you prefer to lease your vehicles, with none of the concerns of ownership and the freedom to change models easily, or purchase outright to own the vehicle that’s perfect for your business, we’re here to help you consider your options.

You can go flexible, by choosing a payment plan that suits your finances, with options to reduce your monthly costs and your repayment period. Or choose a fixed monthly price that allows you to budget confidently for the longer term.

You can even include your road tax and servicing costs to arrive at one simple, all-inclusive payment. For more information, pick up a finance brochure, or ask at your Van Centre.

Volkswagen Commercial Vehicle Van Insurance.³

Complimentary Drive Away Insurance

Every new and used Volkswagen Commercial Vehicle comes with five days’ complimentary Drive Away Insurance, so you can enjoy your new vehicle from day one. We will also provide you with a quote, giving you the option to purchase annual cover, so you can enjoy the same peace-of-mind for a further twelve months. Please speak to your local Volkswagen Van Centre for further details.

Subject to eligibility. Five days’ Drive Away Insurance cannot be used in conjunction with any other insurance offer.

Annual Insurance

Comprehensive van insurance, designed specifically for Volkswagen Commercial Vehicles, to offer you maximum convenience with minimum hassle – just as you’d expect.

If you take out a new Volkswagen Commercial Vehicle Van Insurance policy you will receive the following benefits at no additional cost:

- All repairs are carried out by Volkswagen Commercial Vehicles’ Trained Technicians in Volkswagen Commercial Vehicles’ Authorised Repairers
- Genuine parts and accessories (excludes windscreen claims)
- Courtesy van while yours is being repaired
- Cover for the full cost of repairs to chips or other small damage to your windscreen
- Up to 90 days’ foreign travel cover, when using your van abroad
- Up to £250 cover for personal belongings that are lost or damaged following an accident, fire or theft

For more information or to get a quote, call us on: **0345 877 6355**

We’re available Monday to Friday 9am-6pm.

Alternatively, visit: **www.insurewithvwcv.co.uk**

Volkswagen Commercial Vehicle GAP Insurance.⁴

If your Volkswagen Commercial Vehicle is written off, your motor insurer will usually settle your claim based on the current market value of your vehicle. This could be substantially less than the original value of your vehicle.

Volkswagen Commercial Vehicle GAP (also known as ‘Guaranteed Asset Protection’) Insurance helps to bridge the payment gap to get you back in a new Volkswagen Commercial Vehicle. Whether you purchase, finance, lease or hire your vehicle, Volkswagen Commercial Vehicle GAP Insurance is available and can be arranged up to 60 days after you have collected your new or used vehicle.

For more information about Volkswagen Commercial Vehicle GAP Insurance, visit: **www.insurewithvwcv.co.uk/gap-insurance**

Servicing and support.

We’re here to keep your business moving, with our range of three award-winning⁵ servicing and maintenance options, as well as free Roadside Assistance. Some exclusions apply. For more detail, please visit: **www.volkswagen-vans.co.uk/aftersales**

Fixed cost maintenance.

This option is available for vehicles that are less than twelve months old and have covered less than 10,000 miles. It makes budgeting easier by splitting the cost of servicing into fixed monthly payments – whether you want Service only; Service and Maintenance; or Service, Maintenance and Tyres.

Fixed price servicing.⁶

If you can pay for more than one service upfront, we’ll help by reducing your costs. Buy two upfront and you’ll receive one interim and one full service at a discounted rate. Buy four and you’ll receive two interim and two full services, with your next MOT also included. You can also spread the cost with monthly payments, helping you budget⁷.

Pay on demand.

If you’re looking for freedom and flexibility with your servicing, it’s good to know we’re ready when you are. So with our third option, you can choose to pay for your services as and when you need them, with our National Service Pricing. Ask your Van Centre for an up-to-date pricing guide.

Roadside Assistance.

We understand the need to keep you mobile. That’s why all new vans come with three-year, unlimited mileage roadside cover. Should the unexpected happen, one call gets you straight through to a team trained to help you through any breakdown or accident. Supporting you every day will be a team of vehicle technicians, fully-trained by Volkswagen and carrying the latest diagnostic equipment, specialist tools and parts.

Assistance benefits include:

- Assistance at home, by the roadside or place of work.
- Recovery to your preferred location.
- Onward travel, for you and your cargo.
- Cover 24 hours a day, 365 days a year.
- Free cover for three years (on new vehicles).
- Unlimited mileage.
- European cover.
- Option to extend cover beyond three years.

Warranties.

You can count on us long after you purchase your Transporter, thanks to its comprehensive three-year, 100,000 mile warranty. You choose Volkswagen because your business depends on it, year in, year out. While your Transporter is under warranty, we’ll fix any defect in manufacture or workmanship free of charge, even if you purchase and service the vehicle at different Van Centres. Some exclusions apply and the vehicle must be cared for using the guidance in your owner’s manual.

For more detail, please visit: **www.volkswagen-vans.co.uk/aftersales**.

Extended warranty.

You can also extend your warranty beyond the three-year, 100,000 mile period, choosing either Comprehensive or Major Component cover, as a one-off or monthly payment.

For more detail of cover levels, along with terms and conditions, please visit: **www.volkswagencvwarranty.co.uk** where you’ll also be able to obtain a quote and purchase an extended warranty.

Paint and body warranty.

Your Transporter’s exterior paintwork is covered against manufacturing defects for a period of three years, while its body sections and panels are covered against rusting through from the inside for twelve years. Some exclusions apply and the vehicle must be cared for using the guidance in your owner’s manual.

The Van Centre network.

Our **dedicated Van Centre network** is at the core of everything we do and is always there to help. As a separate brand within the Volkswagen Group, it makes sense to make use of your nearest Van Centre – it’s full of experts who understand your vehicle better than anyone else and can help you to get the most out of it.

Over **65 Van Centres** and **30 Authorised Repairers**, means you’re only around 45 minutes on average from our door.

1 Volkswagen Commercial Vehicles Insurance and Volkswagen Commercial Vehicle Financial Services are trading names of Volkswagen Financial Services (UK) Limited, Brunswick Court, Yeomans Drive, Blakelands, Milton Keynes MK14 5LR, which is authorised and regulated by the Financial Conduct Authority (FCA). Registered in England and Wales number: 2835230. Volkswagen Financial Services (UK) Limited financial services register number is 311988.

2 An offer of finance depends on certain conditions. Finance subject to status. Available to 18s and over. Terms and conditions apply. Volkswagen Commercial Vehicle Financial Services.

3 Volkswagen Commercial Vehicle Insurance is arranged by U K Insurance Business Solutions Limited and is underwritten by U K Insurance Limited. Calls may be recorded. Volkswagen Commercial Vehicle Financial Services is a trading name of Volkswagen Financial Services (UK) Limited ('VWFS UK'). Registered office: Brunswick Court, Yeomans Drive, Blakelands, Milton Keynes MK14 5LR. Volkswagen Insurance Service (Great Britain) Limited is an appointed representative of VWFS UK. VWFS UK is authorised and regulated by the Financial Conduct Authority. VWFS UK and U K Insurance Limited are not part of the same corporate group.

4 Volkswagen Commercial Vehicle GAP Insurance is administered by Abraxas Insurance Administration Services and underwritten by MAPFRE Asistencia Compañía Internacional de Seguros y Reaseguros, S.A. ('MAPFRE'). VWFS UK is not part of the same corporate group as MAPFRE and Abraxas Insurance Administration Services Limited.

5 Business Vans Awards 2014 and 2015: Best Service Package for Van Owners.

6 Class 4 MOT only. This option is available to all new and used vehicles up to seven years old with no mileage restrictions.

7 Pay monthly option eligible on vehicles with under 200,000 miles at point of activation.

Working with you	Design	Interior	Assistance systems	Choose your van	Transporter 6.1	Transporter 6.1 panel van	Transporter 6.1 kombi crew van	Equipment	Customised	4MOTION	Optional equipment	Business Pack	Paint & upholstery	Wheels	Audio & connectivity	Technical information	Price list	Finance options	Finance, insurance, servicing & warranties	Accessories
------------------	--------	----------	--------------------	-----------------	-----------------	---------------------------	--------------------------------	-----------	------------	---------	--------------------	---------------	--------------------	--------	----------------------	-----------------------	------------	-----------------	--	-------------

Accessories

100% safety and security.
100% Volkswagen.

Add extra style, protection and practicality to your van, while still keeping it 100% Volkswagen.

Accessories allow you to go beyond options and truly customise your van. You might want extra capacity with roof attachments or a tow bar, add cab technology or even convert a work van into a weekend leisure vehicle.

Keep it 100% Volkswagen.
There are big advantages to purchasing approved accessories from us. They have all been designed with your Volkswagen in mind, so they're a perfect match for fit and style. They're built to be rugged, reliable and long-lasting.

Most accessories include a two-year warranty, but the great news is that if you order and fit them when you purchase a new van, we may be able to extend that to three years to match your vehicle's warranty. Ask your Van Centre for more detail.

Want to discover more?
Pop into your nearest Van Centre or call **0800 717 131.**

Illustration includes options at extra charge.
Please contact your local Volkswagen Commercial Vehicles Van Centre for details of the standard equipment and optional extras available.

The Transporter 6.1

This brochure supersedes all previous publications.
Issue: 1 February 2020
www.volkswagen-vans.co.uk

Please note: Screen technology does not allow exact reproduction of the paint and upholstery colours. Some of the vehicles shown are European specification and may be fitted with optional equipment or accessories that are available at extra cost, or do not reflect current specification. All data and specifications are in accordance with information available at the time of publication and are subject to change without notice. Vehicles not currently in UK stock and customer order vehicles may take a number of weeks for delivery. Certain combinations of vehicle specifications and factory-fitted options are not compatible and therefore all orders received are subject to confirmation. Models, factory fitted-options and paint and upholstery options are subject to availability. Please check details and availability with an authorised Volkswagen Van Centre at the time of ordering.



PURE VANS

Telephone - 01633-212944

Email - sales@purevans.com

www.purevans.com