



PURE VANS

Telephone - 01633-212944

Email - sales@purevans.com

www.purevans.com




PEUGEOT EXPERT

PRICES, EQUIPMENT AND TECHNICAL SPECIFICATIONS

Version 1.0 - Issued 3rd March 2020

Model Year - 2019



			SPORT EDITION In addition to Asphalt 17" Black Phoenix Alloy Wheels & Sports Decals Dual Zone Automatic Air Conditioning
			↑
In addition to S	PROFESSIONAL	ASPHALT In addition to Professional	
	Comfort & Convenience Air conditioning Rear parking sensors Laminated acoustic windscreen Safety & Security Full steel bulkhead with Moduwork® load-through flap under outer passenger seat Alarm Seating Moduwork® dual passenger bench seat with fold-up outer seat, fold-down writing table in central seat back and storage under squab of central passenger seat	Comfort & Convenience Leather gear lever with leather multi-function steering wheel Electrically folding heated door mirrors Park Assist 180°: Front and rear parking sensors with blindspot monitoring and Visio Park 180° rear parking camera Lighting and Visibility Front Fog Lights with cornering function LED daytime running lights Exterior Features 17 inch 'Phoenix' alloy wheels Look Pack: body colour front and rear bumpers, side rubbing strips and exterior, door handles Metallic Paint	Technology & Entertainment PEUGEOT Connected 3D Navigation* with voice recognition - Automatic connection via PEUGEOT Connect - TomTom® Live updates (3 year subscription)^ - SpeedCam / Danger Zones paid subscription available at extra cost (please refer to options page for pricing) Safety & Security: Head-up display Safety Pack: Lane Departure Warning System, Speed Limit Recognition and Recommendation, Driver Attention Assist and Smartbeam Headlights Drive Assist Pack: Adaptive cruise control, Active Safety Brake and Distance Alert System
			↓
In addition to S	S	GRIP In addition to S but unique to Grip and not carried through range	
	Safety & Security ESC with Hill Start Assist, ABS braking including EBA and EBFD Remote central locking with deadlocking and separate locking for cab Driver and passenger airbags Automatic fuel cut-off & door unlocking in event of accident Full steel bulkhead Daytime running lights Seating Driver's seat with height, rake, reach and lumbar adjustment Driver's seat armrest Dual passenger bench seat with storage tray	Comfort & Convenience Front electric windows with 'one-touch' operation and anti-pinch Electrically adjustable heated door mirrors 12v socket in cabin and load area Cruise control with variable speed limiter Full size steel spare wheel Technology & Entertainment DAB radio with Bluetooth® handsfree and USB socket PEUGEOT Connect SOS & Assistance Exterior Features Side rubbing strips 16 inch steel wheels with black centre cap Twin unglazed rear doors (opening to 180°) Twin sliding side doors	Safety & Security Full steel bulkhead with Moduwork® load-through flap under outer passenger seat Grip Control® with 17 inch wheels and 215/60 R17 3PMSF tyres 20mm thick under engine protection plate Seating Moduwork®: dual passenger bench seat with fold-up outer seat, fold-down writing table in central seat back and storage under central seat Exterior Features 17 inch wheels with black centre cap and 215/60 R17 3PMSF tyres Increased ground clearance (+20mm)
			

PROFESSIONAL

Safety & Security

Alarm
Front lateral airbags
Front driver and passenger airbags
ESC with Hill Start Assist, ABS braking including EBA and EBD
Remote central locking with deadlocking. Selective cab and load area locking via 3-button plip remote control key
Full, toughened plastic bulkhead with polycarbonate window, fixed behind row 2 seats, insulated for sound and temperature

Seating

Driver's seat with height, rake, reach and lumbar adjustment
Driver's seat armrest
Dual front passenger bench seat with under-seat storage tray
Three-seat bench in row 2 with under-seat storage

Comfort & Convenience

Air conditioning
Rear parking sensors
Electrically adjustable heated door mirrors
Cruise control with variable speed limiter
Front electric windows with 'one-touch' operation
Full size steel spare wheel
12 volt sockets (cabin & cargo area)



Technology & Entertainment

7" Capacitive colour touchscreen with DAB radio, Bluetooth® handsfree, USB socket, bi-tuner, Apple CarPlay™, Android Auto and coffee break alert (indicating 2 hours' continuous driving)

PEUGEOT Connect SOS & Assistance

Lighting and Visibility

Automatic lights
Automatic windscreen wipers

Exterior Features

Side rubbing strips
Fixed side windows in Row 2 with noise-reducing, dark tinted glass (to approx. 70% opacity)
Twin unglazed rear doors (opening to 180°)
16 inch steel wheels



SPORT EDITION

In addition to Asphalt
17" Black Phoenix Alloy Wheels & Sports Decals
Dual Zone Automatic Air Conditioning



ASPHALT

In addition to Professional

Comfort & Convenience

Leather gear lever with leather multi-function steering wheel
Electrically folding heated door mirrors
Park Assist 180°: Front and rear parking sensors with blindspot monitoring and Visio Park 180° rear parking camera

Lighting and Visibility

Front Fog Lights with cornering function
LED daytime running lights

Exterior Features

17 inch 'Phoenix' alloy wheels
Look Pack: body colour front and rear bumpers, side rubbing strips, exterior door handles
Metallic Paint

Technology & Entertainment

PEUGEOT Connected 3D Navigation* with voice recognition
- Automatic connection via PEUGEOT Connect
- TomTom® Live updates (3 year subscription)^
- SpeedCam / Danger Zones paid subscription available at extra cost (please refer to options page for pricing)

Safety & Security:

Head-up display

Safety Pack: Lane Departure Warning System, Speed Limit Recognition and Recommendation, Driver Attention Assist and Smartbeam Headlights

Drive Assist Pack: Adaptive cruise control, Active Safety Brake and Distance Alert System



*Additional terms & conditions apply to connected services, including customer acceptance of location sharing prior to activation. ^ Subject to subscription - after you have taken delivery of your vehicle, please subscribe on: <https://services-store.peugeot.co.uk/>

2. PEUGEOT EXPERT Range : Price List

Body Style & Trim Level	Length	Version	HP	Insurance Group	Load Length (mm) *	Maximum Indicative Payload (kg)	Load space (m ³) *	Gross Vehicle Weight (kg)	CO ₂ g/km	Titre Code	Basic M.R.R.P.	V.A.T.	Total M.R.R.P.	On The Road M.R.R.P.
Panel Van S	Compact	Expert BlueHDi 100 S&S 6-speed manual 1000	102	34A	2162	960	4.6	2620	130	2PK0F1HMGKTOA0D0 S COM BHD1100	£21,975	£4,395	£26,370	£27,410
	Standard	Expert BlueHDi 100 S&S 6-speed manual 1000	102	34A	2512	975	5.3	2635	130	2PK0F2HMGKTOA0D0 S STD BHD1100	£22,675	£4,535	£27,210	£28,250
	Standard	Expert BlueHDi 120 S&S 6-speed manual 1400	122	39A	2512	1458	5.3	3100	142	2PK0F2HKVKTOA0D0 S STD BHD1120	£23,875	£4,775	£28,650	£29,690
	Long	Expert BlueHDi 100 S&S 6-speed manual 1200	102	35A	2862	1060	6.1	2830	135	2PK0F3HMGKTOA0D0 S LONG BHD1100	£23,575	£4,715	£28,290	£29,330
Panel Van Grip	Standard	Expert BlueHDi 120 S&S 6-speed manual 1400	122	39A	2512	1458	5.3	3100	142	2PK0F2XKVKTOA0D0 GRIP STD BHD1120	£25,065	£5,013	£30,078	£31,118
	Long	Expert BlueHDi 120 S&S 6-speed manual 1400	122	39A	2862	1415	6.1	3100	148	2PK0F3XKVKTOA0D0 GRIP LONG BHD1120	£25,965	£5,193	£31,158	£32,198
Panel Van Professional	Compact	Expert BlueHDi 100 S&S 6-speed manual 1000	102	33E	2162	960	4.6	2620	130	2PK0F1NMGKTOA0D0 PRO COM BHD1100	£23,330	£4,666	£27,996	£29,036
	Compact	Expert BlueHDi 120 S&S 6-speed manual 1400	122	38E	2162	1469	4.6	3100	142	2PK0F1NKVKTOA0D0 PRO COM BHD1120	£24,530	£4,906	£29,436	£30,476
	Standard	Expert BlueHDi 100 S&S 6-speed manual 1000	102	34E	2512	975	5.3	2635	130	2PK0F2NMGKTOA0D0 PRO STD BHD1100	£24,030	£4,806	£28,836	£29,876
	Standard	Expert BlueHDi 120 S&S 6-speed manual 1400	122	38E	2512	1458	5.3	3100	142	2PK0F2NKVKTOA0D0 PRO STD BHD1120	£25,230	£5,046	£30,276	£31,316
	Long	Expert BlueHDi 100 S&S 6-speed manual 1200	102	34E	2862	1060	6.1	2830	135	2PK0F3NMGKTOA0D0 PRO LONG BHD1100	£24,930	£4,986	£29,916	£30,956
	Long	Expert BlueHDi 120 S&S 6-speed manual 1400	122	38E	2862	1415	6.1	3100	148	2PK0F3NKVKTOA0D0 PRO LONG BHD1120	£26,130	£5,226	£31,356	£32,396
Panel Van Asphalt	Standard	Expert BlueHDi 120 S&S 6-speed manual 1400	122	35E	2512	1458	5.3	3100	142	2PK0F2TKVKTOA0D0 ASPH STD BHD1120	£28,760	£5,752	£34,512	£35,552
	Standard	Expert BlueHDi 150 S&S 6-speed manual 1400	150	36E	2512	1458	5.3	3100	139	2PK0F2TKBKTOA0D0 ASPH STD BHD1150	£29,860	£5,972	£35,832	£36,872
	Standard	Expert BlueHDi 180 S&S EAT8 Auto 1200	177	37E	2512	1418	5.3	3100	144	2PK0F2TPG1T0A0D0 ASPH STD BHD1180A	£32,260	£6,452	£38,712	£39,752
	Long	Expert BlueHDi 120 S&S 6-speed manual 1400	122	35E	2862	1415	6.1	3100	148	2PK0F3TKVKTOA0D0 ASPH LONG BHD1120	£29,660	£5,932	£35,592	£36,632
Panel Van Sport Edition	Standard	Expert BlueHDi 120 S&S 6-speed manual 1400	122	35E	2512	1458	5.3	3100	142	2PK0F2TKVKTO0TPD0 SPORT STD BHD1120	£29,460	£5,892	£35,352	£36,392
	Standard	Expert BlueHDi 180 S&S EAT8 Auto 1200	177	37E	2512	1418	5.3	3100	144	2PK0F2TPG1T0TPD0 SPORT STD BHD1180A	£32,960	£6,592	£39,552	£40,592
Crew Van Professional	Standard	Expert BlueHDi 120 S&S 6-speed manual 1400	122	38E	2017	1308	3.2	3060	148	2PK0F7NKVKTOA0D0 CVAN PRO STD BHD1120	£28,150	£5,630	£33,780	£34,820
	Long	Expert BlueHDi 120 S&S 6-speed manual 1400	122	37E	2365	1170	4.0	2940	149	2PK0FLNKVKTOA0D0 CVAN PRO LONG BHD1120	£29,050	£5,810	£34,860	£35,900
Crew Van Asphalt	Standard	Expert BlueHDi 150 S&S 6-speed manual 1400	150	36E	2017	1308	3.2	3060	143	2PK0F7TKBKTOA0D0 CVAN ASPH STD BHD1150	£32,780	£6,556	£39,336	£40,376
	Standard	Expert BlueHDi 180 S&S EAT8 Auto 1200	177	37E	2017	1231	3.2	3000	144	2PK0F7TPG1T0A0D0 CVAN ASPH STD BHD1180A	£35,180	£7,036	£42,216	£43,256
Crew Van Sport Edition	Standard	Expert BlueHDi 150 S&S 6-speed manual 1400	150	36E	2017	1308	3.2	3060	143	2PK0F7TKBKTO0TPD0 CVAN SPORT STD BHD1150	£33,480	£6,696	£40,176	£41,216
	Standard	Expert BlueHDi 180 S&S EAT8 Auto 1200	177	37E	2017	1231	3.2	3000	144	2PK0F7TPG1T0TPD0 CVAN SPORT STD BHD1180A	£35,880	£7,176	£43,056	£44,096

* Grip, Professional and Asphalt versions benefit from Moduwork® which provides an additional load length of 1162mm and increases the load volume by 0.5m³

3.1 PEUGEOT EXPERT : Colours & Trims

Panel & Crew Van S, Grip, Professional & Asphalt Variants							
Sport Edition**		Sport Edition**		Sport Edition**			
Flat colours		Metallic colours				Special colours ^	
Bianca White	Ardent Red*	Cumulus Grey	Nimbus Grey	Nera Black	Amber Red	Aluminium	Dragoon Blue
P0WP	P0X9	M0F4	M0VL	M09V	M0V7	E0ZR	E04P
●	○	○	○	○	○	○	○
£200 + VAT		£460 + VAT				£515 + VAT	

- Standard
- Cost option on S / Grip / Professional. No cost option on Asphalt
- * Ardent Red not available on Asphalt
- ** Sport Edition only available in Bianca White, Cumulus Grey & Nera Black colours
- ^ Special paint subject to extended lead times and is not available on Asphalt



BIANCA WHITE (F)




ARDENT RED (F)



CUMULUS GREY (M)



NIMBUS GREY (M)



NERA BLACK (M)



AMBER RED (M)




ALUMINIUM (S)



DRAGOON BLUE (S)

3.2 Trims

Panel Van versions	Crew Van versions
Seat trim	Seat trim
Grey 'Mica' cloth / vinyl (OVFX)	Grey 'Mica' cloth (43FT)



CURITIBA GREY

3.3 PEUGEOT EXPERT : Wheels



16 inch steel wheel with black centre cap



17 inch steel wheel with black centre cap



17 inch 'Phoenix' alloy wheel Standard on Asphalt



17 inch two-tone 'Phoenix' alloy wheel Option on Professional and Asphalt



17 inch black Phoenix alloy wheel Available as standard on Sport Edition only

4. PEUGEOT EXPERT : Choose your options

OPTIONS	NOTES	OPTION CODE	PANEL VAN					CREW VAN		
			S	GRIP	PROFESSIONAL	ASPHALT	SPORT EDITION	PROFESSIONAL	ASPHALT	SPORT EDITION
TECHNOLOGY & ENTERTAINMENT										
7" Capacitive colour touchscreen with DAB radio, Bluetooth® handsfree, USB socket, bi-tuner, Apple CarPlay™, Android Auto and coffee break alert (indicating 2 hours' continuous driving)		WLX9	£400.00	£400.00	●	-	-	●	-	-
7" Capacitive colour touchscreen with Connected 3D Navigation [^] & DAB radio, Bluetooth® handsfree, USB socket, bi-tuner, Apple CarPlay™, Android Auto and coffee break alert (indicating 2 hours' continuous driving)		WLX7	-	£900.00	£500.00	●	●	£500.00	●	●
TomTom® Live services subscription - 3 years [^]	Linked to Connected 3D Navigation	N/A	-	o	o	●	●	o	●	●
TomTom® Live services subscription - 1 year extension (4 years total) [^]	Linked to Connected 3D Navigation	N/A	-	£45.83	£45.83	£45.83	£45.83	£45.83	£45.83	£45.83
TomTom® Live services subscription - 3 year extension (6 years total) [^]	Linked to Connected 3D Navigation	N/A	-	£104.17	£104.17	£104.17	£104.17	£104.17	£104.17	£104.17
SpeedCam / Danger Zones subscription - 1 year [^]	Linked to Connected 3D Navigation	N/A	-	£57.50	£57.50	£57.50	£57.50	£57.50	£57.50	£57.50
SpeedCam / Danger Zones subscription - 3 years [^]	Linked to Connected 3D Navigation	N/A	-	£115.83	£115.83	£115.83	£115.83	£115.83	£115.83	£115.83
COMFORT & CONVENIENCE										
Air conditioning		RE01	£800.00	£800.00	●	●	-	●	●	-
Automatic dual zone air conditioning		RE07	-	-	£300.00	£300.00	●	£300.00	£300.00	●
Rear parking sensors		UB01	£200.00	£200.00	●	●	●	●	●	●
Park Assist 180°	Front and rear parking sensors with Blind Spot Monitoring system and Visio Park 180° (rear camera image and zoom displayed on touchscreen)	UB07	-	-	£700.00	●	●	£700.00	●	●
Retractable rear side window blinds		UD03	-	-	-	-	-	£75.00	£75.00	£75.00
Leather gear lever with leather multi-function steering wheel	Includes chrome dial surrounds	VH04	-	-	£200.00	●	●	£200.00	●	●
SEATING										
Individual front passenger seat with armrest. Height adjustable driver's seat with lumbar adjustment and armrest.	Incompatible with Moduwork®	WAAS	£0.00	-	£0.00	£0.00	£0.00	-	-	-
Individual front passenger seat with armrest. Height adjustable driver's seat with lumbar adjustment and armrest.		WAA0	-	-	-	-	-	£0.00	£0.00	£0.00
Moduwork®: dual passenger bench seat with fold-up outer seat, fold-down writing table in central seat back and storage under central seat. Height adjustable driver's seat with lumbar adjustment and armrest.	Brings full steel bulkhead with load-through flap under outer passenger seat	WAAT	£425.00	●	●	●	●	-	-	-
SAFETY & SECURITY										
Alarm		AB08	£170.00	£170.00	●	●	●	●	●	●
Safety Pack: Lane Departure Warning System, Speed Limit Recognition and Recommendation, Driver Attention Assist and Smartbeam Headlights	Brings camera at top of windscreen.	L101	-	-	£400.00	●	●	£400.00	●	●
Front lateral airbags	Brings Individual front passenger seat (WAAS) on S version	NF10	£150.00	£150.00	£150.00	£150.00	£150.00	●	●	●
Head-up display	Included when Drive Assist Pack (RG04) and Connected 3D Navigation (WLX7) are ordered together	YB01	-	-	£300.00	●	●	£300.00	●	●
Drive Assist Pack: Adaptive Cruise Control, Active Safety Brake and Distance Alert System	Brings camera at top of windscreen and Front Fog Lights (PR01)	RG04	-	-	£810.00	●	●	£810.00	●	●
LIGHTING & VISIBILITY										
Electrically folding heated door mirrors with temperature sensor	Painted Black as standard	HU02	-	-	£100.00	●	●	£100.00	●	●
Front fog lights	Incompatible with Drive Assist Pack (RG04)	PR01	£120.00	£120.00	£120.00	●	●	£120.00	●	●
Visibility Pack: Automatic lights and windscreen wipers		NB08	£200.00	£200.00	●	●	●	●	●	●
Xenon headlights	Brings Look Pack. Incompatible with Ardent Red	LA04	-	-	£950.00	£500.00	£500.00	£950.00	£500.00	£500.00
*Additional terms & conditions apply to connected services, including customer acceptance of location sharing prior to activation.		● Standard - Not available ALL PRICES ARE SUBJECT TO VAT								

*Additional terms & conditions apply to connected services, including customer acceptance of location sharing prior to activation.

[^]Subject to subscription - after you have taken delivery of your vehicle, please subscribe on: <https://services-store.peugeot.co.uk/>

Options	Notes	Option Code	Panel Van					Crew Van		
			\$	Grip	Professional	Asphalt	Sport Edition	Professional	Asphalt	Sport Edition
Doors & Windows										
Easy Entry Pack: Keyless entry and start, twin electric sliding side doors with handsfree opening and electronic locking of fuel filler cap		WZ09	-	-	£1,125.00	£1,125.00	£1,125.00	-	-	-
Fixed side windows in sliding side doors, with noise-reducing tinted glass	Approx. 30% opacity	VG07	£100.00	£100.00	£100.00	£100.00	£100.00	-	-	-
Twin glazed rear doors (opening to 180°) with heated rear windows and wash-wipe		WO05	£200.00	£200.00	£200.00	£200.00	£200.00	£200.00	£200.00	£200.00
Tailgate with heated window and wash-wipe	Deletes 2 rear roof brackets used for fixing roof bars / roof rack	WO06	£200.00	£200.00	£200.00	£200.00	£200.00	£200.00	£200.00	£200.00
Load Carrying										
Full steel bulkhead with window and interior rear view mirror		PX35	£150.00	£150.00	£150.00	£150.00	£150.00	-	-	-
Full, toughened plastic bulkhead, insulated for sound and temperature, with polycarbonate window and interior rear view mirror	Provides an additional 40mm of seat travel and 8.5° of tilt on the driver's seat. Reduces load length by 116mm at a height of 1m from the floor	PX37	£180.00	£180.00	£180.00	£180.00	£180.00	-	-	-
Wheels, Tyres & Driving Characteristics										
Tyre pressure monitor		UE05	£50.00	£50.00	£50.00	£50.00	£50.00	£50.00	£50.00	£50.00
Grip Control®, including 17 inch wheels and 215/60 R17 3PMSF tyres		ZHCG	£660.00	●	£660.00	-	-	£660.00	-	-
Grip Control®, including 17 inch two-tone 'Phoenix' alloy wheels and 215/60 R17 3PMSF tyres		ZHCS	-	-	-	£650.00	-	-	£650.00	-
Grip Control®	Applicable for Sport Edition only (this feature code does not change the 17" black alloy wheels provided as standard on Sport Edition).	ZHPE	-	-	-	-	£550.00	-	-	£550.00
17 inch two-tone 'Phoenix' alloy wheels with Agilis tyres		ZHCQ	-	-	£500.00	£100.00	-	£500.00	£100.00	-
Worksite Pack : 20mm increased ground clearance, 20mm thick under engine protection plate		GA04	£480.00	●	£480.00	£480.00	-	£480.00	£480.00	-
Exterior Style										
Look Pack: body colour front and rear bumpers, side rubbing strips and exterior door handles, with front fog lights and LED daytime running lights	Centre section of rear bumper not painted on Long versions. Incompatible with Ardent Red or special paint.	PD22/ PD69	-	-	£450.00	●	●	£450.00	●	●
Ardent Red paint		P0X9	£200.00	£200.00	£200.00	-	-	£200.00	-	-
Metallic paint		OMM0	£460.00	£460.00	£460.00	●	●	£460.00	●	●
Special Paint	Special paint subject to extended lead times	OME0	£515.00	£515.00	£515.00	-	-	£515.00	-	-
Towing										
Towbar with standard ball, 13 pin connector and Trailer Sway Mitigation	Towing plate and ball included but require fitting prior to delivery	AQ03	£300.00	£300.00	£300.00	£300.00	£300.00	£300.00	£300.00	£300.00
Towbar with mixed hook, 13 pin connector and Trailer Sway Mitigation	Towing plate and hook included but require fitting prior to delivery	AQ10	£400.00	£400.00	£400.00	£400.00	£400.00	£400.00	£400.00	£400.00
Converter Equipment										
Upgraded battery and alternator (L3 720 battery, class 18 alternator)		BQ01	£90.00	£90.00	£90.00	£90.00	£90.00	£90.00	£90.00	£90.00
Conversion interface box - Only for use for electrical connections for integral elements of a vehicle conversion		QC01	£90.00	£90.00	£90.00	£90.00	£90.00	£90.00	£90.00	£90.00
		● Standard - Not available ALL PRICES ARE SUBJECT TO VAT								

EQUIPMENT	PANEL VAN					CREW VAN		
	S	GRIP	PROFESSIONAL	ASPHALT	SPORT EDITION	PROFESSIONAL	ASPHALT	SPORT EDITION
TECHNOLOGY & ENTERTAINMENT								
DAB Radio with Bluetooth® handsfree and USB socket	●	●	-	-	-	-	-	-
7" Capacitive colour touchscreen with DAB radio, Bluetooth® handsfree, USB socket, bi-tuner, Apple CarPlay™, Android Auto and coffee break alert (indicating 2 hours' continuous driving)	○	○	●	-	-	●	-	-
7" Capacitive colour touchscreen with Connected 3D Navigation^ & DAB radio, Bluetooth® handsfree, USB socket, bi-tuner, Apple CarPlay™, Android Auto and coffee break alert (indicating 2 hours' continuous driving)*^	-	○	○	●	●	○	●	●
PEUGEOT Connect SOS & Assistance	●	●	●	●	●	●	●	●
COMFORT & CONVENIENCE								
Front electric windows with 'one-touch' operation and anti-pinch	●	●	●	●	●	●	●	●
Air conditioning	○	○	●	●	-	●	●	-
Automatic dual zone air conditioning	-	-	○	○	●	○	○	●
Rear parking sensors	○	○	●	●	●	●	●	●
Park Assist 180°: Front and rear parking sensors with blind spot monitoring system and Visio Park 180° (rear camera image and zoom displayed on touchscreen)	-	-	○	●	●	○	●	●
12 volt socket in cabin	●	●	●	●	●	●	●	●
12 volt socket in cargo area	●	●	●	●	●	●	●	●
Leather gear lever with leather multi-function steering wheel	-	-	○	●	●	○	●	●
SAFETY & SECURITY								
Safety Pack: Lane Departure Warning System, Speed Limit Recognition and Recommendation, Driver Attention Assist and Smartbeam Headlights	-	-	○	●	●	○	●	●
Head-up display	-	-	○	●	●	○	●	●
Drive Assist Pack: Adaptive Cruise Control, Active Safety Brake and Distance Alert System	-	-	○	●	●	○	●	●
Electronic Stability Control and ABS with Hill Start Assist, EBA and EBFD	●	●	●	●	●	●	●	●
Cruise control with programmable speed limiter	●	●	●	●	●	●	●	●
Perimetric and volumetric, Thatcham category 1 approved alarm	○	○	●	●	●	●	●	●
Remote central locking with deadlocking. Selective cab and load area locking via 3-button plip remote control key	●	●	●	●	●	●	●	●
Dashboard mounted central locking push button and auto locking above 7mph	●	●	●	●	●	●	●	●
Rolling code transponder immobiliser (Thatcham approved)	●	●	●	●	●	●	●	●
Visible VIN at base of windscreen	●	●	●	●	●	●	●	●
Lockable fuel cap	●	●	●	●	●	●	●	●
Automatic fuel cut-off & door unlocking in event of accident	●	●	●	●	●	●	●	●
Driver and front passengers' airbags with passengers' airbag deactivate switch	●	●	●	●	●	●	●	●
Front lateral airbags (Brings individual front passenger seat (WAAS) on S version)	○	○	○	○	○	●	●	●
Height-adjustable 3-point pre-tensioner seat belts with force limiter (central seatbelt on dual passenger seat not height-adjustable & no pre-tensioner)	●	●	●	●	●	●	●	●
Unfastened seat belt warning for driver and front passengers (with dual bench or single passenger seat)	●	●	●	●	●	●	●	●
LIGHTING & VISIBILITY								
Height adjustable halogen headlights with integrated daytime running lights (DRL's)	●	●	●	●	●	●	●	●
High level third brake light	●	●	●	●	●	●	●	●
Two-speed and intermittent front wipers	●	●	●	●	●	●	●	●
Electrically adjustable heated door mirrors	●	●	●	●	●	●	●	●
Manually folding door mirrors	●	●	●	-	-	●	-	-
Electrically folding heated door mirrors with temperature sensor (Painted Black as standard)	-	-	○	●	●	○	●	●
Visibility Pack: Automatic lights and windscreen wipers	○	○	●	●	●	●	●	●
Front fog lights	○	○	○	●	●	○	●	●

*Additional terms & conditions apply to connected services, including customer acceptance of location sharing prior to activation.

^Subject to subscription - after you have taken delivery of your vehicle, please subscribe on: <https://services-store.peugeot.co.uk/>

● Standard ○ Cost option - Not available

EQUIPMENT	PANEL VAN					CREW VAN		
	\$	GRIP	PROFESSIONAL	ASPHALT	SPORT EDITION	PROFESSIONAL	ASPHALT	SPORT EDITION
DOORS & WINDOWS								
Twin unglazed rear doors, opening to 180°	●	●	●	●	●	●	●	●
Twin sliding side doors (not electric)	●	●	●	●	●	●	●	●
Laminated windscreen	●	●	-	-	-	-	-	-
Laminated acoustic windscreen	-	-	●	●	●	●	●	●
Front windows tinted to 30% opacity	●	●	●	●	●	●	●	●
Fixed side windows in Row 2 with noise-reducing, dark tinted glass (to approx. 70% opacity)	-	-	-	-	-	●	●	●
Fixed side windows with noise-reducing tinted glass (to approx. 30% opacity)	○	○	○	○	○	-	-	-
SEATING								
Driver's seat height, rake and reach adjustable with lumbar adjustment and armrest	●	●	●	●	●	●	●	●
Front seats with height-adjustable head restraints	●	●	●	●	●	●	●	●
Single passenger seat rake and reach adjustable	○	-	○	○	○	○	○	○
Dual front passenger bench seat with under-seat storage tray	●	-	-	-	-	●	●	●
Moduwork®: dual passenger bench seat with fold-up outer seat, fold-down writing table in central seat back and storage under central seat	○	●	●	●	●	-	-	-
Three-seat bench in row 2 with two armrests and under-seat storage	-	-	-	-	-	●	●	●
INTERIOR FEATURES, STORAGE & LOAD CARRYING								
Dashboard storage areas	●	●	●	●	●	●	●	●
Closed upper and open lower glove boxes	●	●	●	●	●	●	●	●
Front door pockets with 1.5l bottle holders	●	●	●	●	●	●	●	●
Cup holders for driver and passenger, at top of dashboard	●	●	●	●	●	●	●	●
Storage tray under front passenger seats	●	-	-	-	-	●	●	●
Storage under squab of central passenger seat	-	●	●	●	●	-	-	-
Storage under Row 2 passenger seats	-	-	-	-	-	●	●	●
Hard plastic floor protection in cabin	●	●	●	●	●	●	●	●
Full steel bulkhead	●	-	-	-	-	-	-	-
Full steel bulkhead with Moduwork® load-through flap under outer passenger seat	-	●	●	●	●	-	-	-
Full, toughened plastic bulkhead with polycarbonate window, fixed behind Row 2 seats, insulated for sound and temperature	-	-	-	-	-	●	●	●
Load tie-down hooks in cargo area (6 in Compact and Standard versions, 8 in Long versions)	●	●	●	●	●	●	●	●
WHEELS, TYRES & EXTERIOR STYLE								
Full size steel spare wheel	●	●	●	●	●	●	●	●
16 inch steel wheels with black centre cap	●	-	●	-	-	●	-	-
17 inch Phoenix alloy wheels with Agilis Tyres	-	-	-	●	●	-	●	●
17 inch Black Phoenix alloy wheels	-	-	-	-	●	-	-	●
Sports Decals - Blue & Grey on lower side and rear of vehicle	-	-	-	-	●	-	-	●
Locking wheel nuts (Included when alloy wheel (ZHCQ) are ordered)	-	-	○	●	●	○	●	●
Grip Control®, including 17 inch wheels and 215/60 R17 3PMSF tyres	○	●	○	-	-	○	-	-
Worksite Pack : 20mm increased ground clearance, 20mm thick under engine protection plate	○	●	○	○	○	○	○	○
Black front and rear bumpers, side rubbing strips, exterior door handles and door mirrors	●	●	●	-	-	●	-	-
Look Pack: body colour front and rear bumpers, side rubbing strips and exterior door handles, with front fog lights and LED daytime running lights (Centre section of rear bumper not painted on Long versions. Incompatible with Ardent Red or special paint).	-	-	○	●	●	○	●	●
Metallic Paint	○	○	○	●	●	○	●	●
INSTRUMENTS								
Rev counter with maintenance and gear efficiency (GEI) indicators	●	●	●	●	●	●	●	●
Multi-function on-board trip computer	●	●	●	●	●	●	●	●
Driver and passenger seatbelt unfastened warning	●	●	●	●	●	●	●	●
Door opening warning and audible lights-on warning	●	●	●	●	●	●	●	●
TOWING								
Preparation for towbar: wiring and connector for towbar interface	●	●	●	●	●	●	●	●

● Standard ○ Cost option - Not available

6.1 KNOW EVERYTHING ABOUT YOUR EXPERT

VERSIONS	BlueHDi 100 S&S			BlueHDi 120 S&S					BlueHDi 150 S&S		BlueHDi 180 S&S	
	Van Compact	Van Standard	Van Long	Van Compact	Van Standard	Van Long	Crew Van Standard	Crew Van Long	Van Standard	Crew Van Standard	Van Standard	Crew Van Standard
	S	S	S		S							
	Professional	Professional	Professional	Professional	Professional / Asphalt / Sport Edition	Professional / Asphalt	Professional	Professional	Asphalt	Asphalt / Sport Edition	Asphalt / Sport Edition	Asphalt / Sport Edition
ENGINE												
Capacity (cc)	1499			1997					1997		1997	
Cylinders / Valves	4 / 16			4 / 16					4 / 16		4 / 16	
Max power CEE (kW (hp)/rpm)	75 (102) / 3500			90 (122) / 3750					110 (150) / 4000		130 (177) / 3750	
Max torque CEE (Nm (lb/ft)/rpm)	270 (199) / 1600			340 (251) / 1750					370 (273) / 2000		400 (295) / 2000	
Bore and stroke (mm)	75 x 84.8			85 x 88					85X88		85 X 88	
Fuel system	Diesel - High pressure turbo-charged direct injection											
Euro status	Euro 6.2											
Stop & Start system	•											
TRANSMISSION												
Gearbox	Manual			Manual					Manual		Automatic	
Number of gears	6			6					6		8	
PERFORMANCE (All figures driver alone)												
Max speed (mph)	90			106					106		106	
0-62mph (secs)	15.4			11.7					9.9		8.5	
Standing to 1000m (secs)	37.3			33.8					31.8		30.0	
ECONOMY Litres/100km												
Low	7.3-6.7		7.8-6.7	8.0-7.3		8.7-7.6	8.7-7.6		8.2-7.0	8.0-7.3	9.0-8.1	
Medium	7.0-5.8		7.3-6.1	7.4-6.5		7.5-6.6	7.5-6.6		7.4-6.4	7.4-6.6	7.5-6.9	
High	6.4-5.5		6.5-5.7	6.9-6.1		6.9-6.1	6.9-6.1		6.7-5.9	6.8-6.0	6.8-6.2	
Extra-high	8.3-7.4		8.4-7.5	8.6-7.9		8.6-7.9	8.6-7.9		8.5-7.8	8.5-7.8	8.4-7.8	
Combined	7.3-6.4		7.5-6.6	7.7-7.0		7.9-7.0	7.9-7.0		7.7-6.8	7.7-6.9	7.8-7.2	
ECONOMY MPG												
Low	38.9-42.4		36.4-42.0	35.1-38.9		32.6-37.3	32.6-37.3		34.6-40.2	35.3-38.5	31.5-34.7	
Medium	40.2-48.3		38.5-46.1	38.4-43.3		37.9-43.1	37.9-43.1		38.2-43.8	38.1-42.8	37.6-41.1	
High	44.2-51.2		43.2-49.8	41.2-46.1		41.0-46.1	41.0-46.1		41.9-47.5	41.7-46.7	41.8-45.4	
Extra-high	34.0-38.3		33.6-37.7	32.7-35.8		32.7-35.9	32.7-35.9		33.2-36.4	33.2-36.4	33.8-36.2	
Combined	38.6-44.2		37.5-43.1	36.5-40.5		35.9-40.2	35.9-40.2		36.8-41.3	36.8-40.7	36.3-39.4	
CO ₂ EMISSIONS (g/km)	130		135	142		148	149		139	143	145	
WEIGHTS (kg) with 3 seats / 2 seats												
Gross Vehicle Weight (GVW)	2620	2635	2830	3100	3100	3100	3060	2940	3100	3060	3100	3000
Kerb weight (1)	1660	1660	1770	1631	1642	1685	1752	1770	1642	1752	1682	1769
Mass in service	1838	1844	1961	1808	1825	1876	1934	1956	1776	1776	1776	1776
Maximum Indicative Payload (2)	960	975	1060	1469	1458	1415	1308	1170	1458	1308	1418	1231
Max plated front axle (3)	1500	1500	1500	1500	1500	1500	1500	1500	1500	1500	1500	1500
Max plated rear axle (3)	1500	1500	1800	1800	1800	1800	1800	1800	1800	1800	1800	1800
Gross Train Weight (GTW)	4020	4035	4230	5000	5000	5000	5000	5000	5000	5000	4900	4900
Maximum braked towing weight (4)	1400	1400	1400	2500	2500	2500	2500	2500	2500	2500	2500	2000
Maximum unbraked towing weight	750	750	750	750	750	750	750	750	750	750	750	750
Maximum towball weight	56	56	56	100	100	100	100	100	100	100	100	80
Max roof rack load	140	170	170	140	170	170	170	170	170	170	170	170
BRAKES Front/Rear												
Ventilated discs / discs												
TURNING CIRCLE between kerbs (m)												
11.3 for Compact / 12.4 for Standard and Long												
SUSPENSION												
Front: Independent MacPherson type struts with anti-roll bar Rear: Independent trailing arm wishbone suspension												
FUEL TANK CAPACITY Litres (gallons)												
70 (15.4)												
ADBLUE TANK CAPACITY Litres												
20.6												

(1) Without driver. Kerb weight is calculated for a European base specification vehicle including oil, water, lubricants, tools, spare wheel and 90% full fuel tank. Weights may change with the addition of equipment.

(2) Maximum indicative payload is calculated as the difference between GVW and kerb weight. However, due to manufacturing tolerances and differences in the specification of UK vehicles, the mass in service figure provides a closer indication of the vehicle weight and therefore enables a more realistic payload to be calculated. An individual vehicle must be weighed to establish the exact kerb weight and payload applicable to that vehicle. It is the responsibility of the driver to ensure the vehicle is operated within the legal limits

(3) Within limits of GVW.

(4) Maximum recommended towing weight within limits of GTW.

Figures quoted reflect a range of configurations (including non-UK market vehicles) and are subject to changes resulting from ongoing product development, range evolutions, testing and evaluations

6.2 KNOW EVERYTHING ABOUT YOUR EXPERT

VERSIONS	PANEL VAN		
	Compact	Standard	Long

Exterior dimensions (mm)			
Wheelbase	2925	3275	
Overall length	4609	4959	5309
Overall height on 1000 kg versions	1910	1899	-
Overall height on 1400 kg versions	1950	1940	
Width (excluding door mirrors)	1920		
Width (including door mirrors)	2204		
Front overhang	881		
Rear overhang	803		1153
Front Track at wheel centre	1627		
Rear Track at wheel centre	1600		
Ground clearance	150		
Ground clearance with raised suspension (Grip versions or with Worksite Pack option)	175		

Interior dimensions (mm)			
Load length at floor (without Moduwork®)	2162	2512	2862
Load length at floor (with Moduwork®)	3324	3674	4024
Load length at mid-height	1835	2185	2535
Load width between wheel arches	1258		
Maximum load width	1628		
Maximum load height	1397		
Load volume m ³ (without Moduwork®)	4.6	5.3	6.1
Load volume m ³ (with Moduwork® seat folded if applicable)	5.1	5.8	6.6
Number of Euro-pallets	2	3	3
Maximum number of seats	3	3	3

Dimensions of rear doors (mm)			
Maximum width of rear doors	1282		
Maximum height of rear doors	1220		
Minimum load sill height	545	544	600
Maximum load sill height	626	613	633

Dimensions of side doors (mm)			
Maximum width of side doors	745	935	
Maximum height of side doors	1238	1241	

Turning circle (m)			
Turning circle between kerbs	11.3	12.4	
Turning circle between walls	11.8	12.9	

6.3 KNOW EVERYTHING ABOUT YOUR EXPERT CREW VAN

VERSIONS	CREW VAN	
	Standard	Long

Exterior dimensions (mm)		
Wheelbase	3275	
Overall length	4959	5309
Height	1935	1940
Width (excluding door mirrors)	1920	
Width (including door mirrors)	2204	
Front overhang	881	
Rear overhang	803	1153
Front track at wheel centre	1627	
Rear track at wheel centre	1600	
Ground Clearance	150	
Ground clearance with raised suspension (Worksite Pack option)	175	

Interior dimensions (mm)		
Maximum load length at mid-height	1352	1700
Maximum load length at floor	2017	2365
Load width between wheel arches	1258	
Maximum load width	1618	
Maximum load height	1337	1339
Maximum height under row 2 bench seat	232	
Load volume under row 2 bench seat	73 litres	
Load volume m ³	3.2	4
Maximum number of seats	6	6

Dimensions of rear doors (mm)		
Maximum width of rear doors	1282	
Maximum height of rear doors	1220	
Minimum load sill height	544	600
Maximum load sill height	613	633

Dimensions of side doors (mm)		
Maximum width of side doors	935	
Maximum height of side doors	1241	

Turning circle (m)		
Turning circle between kerbs	12.4	
Turning circle between walls	12.9	

MANUFACTURER'S RECOMMENDED RETAIL PRICE ON THE ROAD

	EXPERT On the Road Costs
Delivery to Dealer & Number Plates	£604.17
VAT	£120.83
Vehicle Excise Duty	£260.00
First Registration Fee	£55.00
Total OTR costs	£1,040.00

VAT is calculated at 20 %
VAT is not applicable to cars sold in the Channel Islands

PEUGEOT 3 YEARS OF WARRANTY

All vehicles first registered in the UK and purchased from a UK PEUGEOT Dealer benefit from a PEUGEOT 2 - Year unlimited mileage manufacturer's warranty and a free optional additional 1 year of warranty provided by the PEUGEOT Dealer Network in the UK. This additional warranty carries a mileage limit of 100,000 miles from first registration and is dependent upon the manufacturer's recommended servicing being carried out at the specified time or distance intervals. For full terms and conditions, please consult your PEUGEOT Dealer in the UK.

PEUGEOT ASSISTANCE

All new PEUGEOTs come with PEUGEOT Assistance, our breakdown assistance service. Available every minute of the day and night, 365 days of the year, and for you and anyone else driving your PEUGEOT with your permission. Please note that PEUGEOT Assistance provides assistance in relation to vehicle warranty based faults on your PEUGEOT. It does not provide cover for non-vehicle warranty faults such as:

- the use of incorrect fuel, or lack of fuel
- wheel changes, punctured tyres
- instances where keys have been locked inside the vehicle, lost or stolen.
- road traffic accidents

PEUGEOT Assistance is free for the first year and includes European cover, homestart, roadside assistance, vehicle recovery and a free replacement car or hotel accommodation if required. PEUGEOT Assistance can be extended for a further 12 or 24 months, or to protect you against non-vehicle warranty fault incidents, at specially discounted rates for PEUGEOT owners by calling 0870 752 7050. Call charges to this number from landlines and mobile networks may vary. For more information please contact your phone provider.

PSA FINANCE UK LTD

PSA Finance UK Ltd have a number of financial products designed to help you afford the PEUGEOT of your choice. We can arrange a finance plan quickly and conveniently. What's more, it will be as suited to your needs as your new PEUGEOT. Our finance plans combine all the know how of a company that has an extensive knowledge of the car market with a financial service you can trust. Tell your PEUGEOT dealer what you want and let us do the rest. Just ask for a free, no obligation quote. Written quotations are available on request from PSA Finance UK Ltd, 61 London Road, Redhill, Surrey, RH1 1QA. Finance is subject to status. Over 18's only, a guarantee may be required.

FREE2MOVE CONNECT FLEET

All PEUGEOT Expert versions are 'connected-ready' so that you can benefit from any of our connected services without the need for additional hardware. Free2Move Connect Fleet offer the following telematics packages to manage your fleet:

- Pack 1: Fleet Management £10 + VAT per vehicle per month
 - Pack 2: Eco-driving £11 + VAT per vehicle per month
 - Pack 3: Geolocation £12 + VAT per vehicle per month
- Further details are available at www.free2move-lease.co.uk/our-services/connect-fleet

PEUGEOT SERVICE PLANS

PEUGEOT Service Plans offer complete assurance that all your servicing costs will be completely covered for the duration of the plan. We offer PEUGEOT Service Plans for up to five years with many mileage options and the choice of either a one-off up front payment or a convenient monthly direct debit. All packages are affordable and inflation proof, which means they will remain at a fixed cost for the duration of the plan. Monthly price examples based on an annual mileage of 10,000 miles:

36 Months / 30,000 miles
£10.07

48 Months / 40,000 miles
£13.16

60 Months / 50,000 miles
£12.58

A PEUGEOT Service Plan can be purchased up to 12 months after registration date. The prices quote above are indicative, for a bespoke quote please contact your local PEUGEOT Dealer. If the plan is taken out after the date of registration, an additional payment will be required to cover this starting period. Any normal wear and tear maintenance work such as replacement of tyres, brake discs, clutches, shock absorbers, wipers, batteries, bulbs, silencer, exhausts and windscreens are excluded. Servicing must be carried out by a PEUGEOT Authorised Repairer in the UK. PEUGEOT Motor Company reserve the right to change, amend or withdraw this product at any time.

PEUGEOT INSURANCE

PEUGEOT Insurance has been designed for PEUGEOT owners. Our approved repairer network will make sure your PEUGEOT is repaired by PEUGEOT specialists with guaranteed repairs which won't affect your warranty¹ plus we'll give you a free courtesy car for the duration of the repair². To see how much you could save call PEUGEOT Insurance today on 0370 024 1107. Call charges to this number from landlines and mobile networks may vary. For more information please contact your phone provider. ¹ Your legal rights are not affected. ²When you use an approved repairer subject to availability. Lines open 8am-8pm weekdays, 9am-5pm Saturdays. Max call charge from a BT landline is 8p per minute. Calls may be monitored and recorded. PEUGEOT Insurance is a trading style of PSA Finance UK Ltd. PEUGEOT Insurance is underwritten by U K Insurance Limited, The Wharf, Neville Street, Leeds, LS1 4AZ, a member of the General Insurance Standards Council. Subject to underwriting criteria.

HM FORCES MILITARY SALES

For details of HM Forces tax-free military sales contact PEUGEOT Export, 615 Penistone Road, Sheffield S6 2GA. For further information call 0114 285 6181 or peugeot.export@peugeotmail.co.uk.

TERMS AND CONDITIONS

All information and prices correct at time of publication, but are subject to change at any time without prior notice (which may occur as a result of matters including, but not limited to, any changes in legislation and/or any changes by the government).

It is our policy to continually improve our vehicles in every way. To avoid any misunderstandings, you are advised to check with your PEUGEOT Dealer the prices, specification (including colour), equipment, accessories and equipment relating to any PEUGEOT vehicle and the exact cost and availability prior to ordering. Where a feature is described as an option in this publication it should be assumed that it is at extra cost unless specifically stated otherwise.


Issued by Sales and Marketing, PEUGEOT Motor Company PLC, Pinley House, Sunbeam Way, Coventry CV3 1ND.

For further information call PEUGEOT on 0800 083 3000 or visit our website at www.PEUGEOT.co.uk.



PEUGEOT EXPERT





PURE VANS

Telephone - 01633-212944

Email - sales@purevans.com

www.purevans.com