



PURE VANS

Telephone - 01633-212944

Email - sales@purevans.com

www.purevans.com

ALL-NEW PEUGEOT PARTNER



Dealer stamp

Production & printing: ALTAVIA Paris –
Automobiles Peugeot 552 144 503 R.C.S. Nonterre – Printed in the EU – Ref : MCP3898 – November 2018.

PEUGEOT RECOMMENDS TOTAL

peugeot.co.uk





ALL-NEW PEUGEOT PARTNER
VOTED INTERNATIONAL VAN OF THE YEAR⁽¹⁾ 2019.



All-new PEUGEOT Partner stands out for its exclusive use of the PEUGEOT i-Cockpit®, a world first in this vehicle segment, offering a whole new driving experience. Two all-new major innovations caught the panel’s attention: the Overload Indicator⁽²⁾ for safe-loading and Surround Rear Vision for a camera view of blind spots.

JUST BORN. ALREADY A WINNER.

All business users will find a version that works most effectively for them, specifically with either the Grip version, which meets the need for ruggedness in all road conditions, or the Asphalt version for drivers who spend many hours behind the wheel. All-new PEUGEOT Partner drives enterprising ambition on to Master the Impossible.

⁽¹⁾ The International Van of the Year award has been in existence since 1992. The panel comprises a selection of 25 European journalists and publishers from independent magazines, specialising in light commercial vehicles (LCV)
⁽²⁾ Available later in 2019



As always, PEUGEOT pursues the French production traditions of quality and innovation. Now more than ever PEUGEOT funnels all of its energy into the conception of vehicles with sharp design, offering a sensual experience which takes you beyond just driving,

heightening all of the senses. Ergonomics, materials, connectivity, we have worked tirelessly on every detail to give you an intuitive driving experience.

- 06 Grip and Asphalt
- 10 PEUGEOT i-Cockpit®
- 16 Loading
- 22 Connectivity

- 25 Safety
- 34 Engines
- 36 Dimensions
- 38 Personalisation



TAKE THE HIGH ROAD.

All-new PEUGEOT Partner Grip version is the right van for accessing difficult terrain, carrying long and heavy loads and seating up to 3 people. While strength comes as standard, this version also stands out for its increased ground clearance, 16-inch wheels with Mud & Snow tyres, protective plate beneath the engine and Grip Control⁽¹⁾ with Hill Descent Control.

⁽¹⁾ The new Grip Control[®] function combined with Hill Descent Control offers optimum vehicle control on steep gradients



FOR LONG-DISTANCE DRIVERS.

All-new PEUGEOT Partner Asphalt version fits the bill for drivers who spend long hours behind the wheel, for whom comfort and well-being come first. Surround Rear Vision, standard on the Asphalt version, is an innovative feature that reduces blind spots that are common with light commercial vehicles, particularly those with unglazed rear doors.

PEUGEOT i-COCKPIT®.





PEUGEOT i-COCKPIT® A FIRST FOR A VAN.

More than just a new feature, PEUGEOT i-Cockpit® offers intuitive driving with optimum ergonomic design.



KEEP YOUR EYES ON THE ROAD.

PEUGEOT i-COCKPIT® is based around a compact steering wheel for sharper handling and a raised instrument panel, putting key information in the driver's line of vision, allowing them to keep their eyes on the road. Professional and Asphalt versions also feature an 8" capacitive touchscreen in the centre of the dashboard tilted towards the driver, providing direct access to key functions.

A NEW WAY
OF WORKING.

Change the way you work and experience unrivalled comfort in the light commercial vehicle segment by turning your all-new PEUGEOT Partner into an extension of your office. With Multi-Flex seating there's space for 3 people, or fold down the central seat back for a built-in, pivoting writing table. Carry everything you need using the many clever storage spaces in the passenger compartment.





GET ORGANISED: DO IT YOUR WAY.

All-new PEUGEOT Partner offers a generous load capacity and usable load volume, with space for two Europallets.

On Standard versions, it has an optimum usable load length of 1.81m and load volume of 3.30m³, increasing to 3.09m and 3.90m³ on versions fitted with Multi-Flex seating. Load capacity can be extended further with the LONG version. It has a load length of 2.16m and a load volume of 3.80m³, increasing to 3.44m and 4.40m³ on versions fitted with Multi-Flex.

Choose the Loading Pack for enhanced LED lighting of the load area, a 220v power socket and additional load securing rings.






When the vehicle is moving, the regulation load protection cover must be used to prevent the risk of any objects loaded through the long-load hatch from moving towards the driver.

PRAISED FOR ITS VERSATILITY.

All-new PEUGEOT Partner Crew Van⁽¹⁾, based on the Long version of all-new PEUGEOT Partner, can seat up to 5 people. The 1/3 to 2/3 split rear seat is taken from all-new PEUGEOT Rifter to deliver a level of comfort and legroom unrivalled in the segment. Unique in its category, the rear seat can be folded down to provide more load space and the front passenger seat can also be folded to carry long loads of up to 3.44m, with a usable volume of between 1.8m³ and 4m³, depending on the configuration.



GET CONNECTED!

MULTIPLE CONNECTIVITY.

A large 8" colour capacitive touchscreen⁽¹⁾ is positioned within easy reach and is tilted towards the driver. It offers a second USB socket and Bluetooth® handsfree. The system also includes MirrorScreen®, compatible⁽²⁾ with MirrorLink®, Apple Carplay™ and Android Auto™. PEUGEOT Connect: connected 3D navigation⁽¹⁾ with voice recognition includes real-time traffic information (TomTom Traffic), as well as displaying information on car parks, service stations and local weather. All-new Partner also offers Wireless Smartphone charging⁽¹⁾. PEUGEOT Connect SOS⁽¹⁾ and Assistance raises the alarm in the event of an accident, providing the vehicle's location and contacting the emergency services. PEUGEOT Assistance⁽¹⁾ puts the user in contact with a PEUGEOT Assistance representative who, depending on the information sent (geolocation, vehicle chassis number, mileage and mechanical warnings flagged by the onboard computer), will send out a suitable recovery vehicle.

⁽¹⁾ Available depending on the trim level and cost options chosen.
⁽²⁾ Only the certified Android Auto™, Apple CarPlay™ or MirrorLink® applications will function when the vehicle is at a stop or when driven, depending on the case. When driving, some of the app features will be disabled. Some content that may be free of charge on your smartphone will require a paid subscription to an equivalent certified Android Auto™, Apple CarPlay™ or MirrorLink® application. The MirrorScreen feature can function either via Android Auto™ (for Android smartphones), Apple CarPlay™ (for iOS smartphones) or MirrorLink® technology (for Android smartphones compatible with MirrorLink®), provided you have a mobile and internet plan. More information at peugeot.co.uk/peugeot-mirror-screen/





SURROUND REAR VISION⁽¹⁾ MASTER YOUR ENVIRONMENT.

Gone is the need to choose between protecting vehicle contents - by choosing unglazed rear doors - and increased visibility for the driver!

This innovative system is a valuable driving aid, providing views of the vehicle's surroundings. Drivers benefit from optimum exterior visibility, making driving and manoeuvring much easier.

All-new PEUGEOT Partner is equipped with 2 cameras: one installed in the base of the passenger door mirror, the other at the top of the unglazed rear doors. They offer tri-function visibility:

- A side passenger view, reducing blind spots;
- A rear view, of the middle-distance to the rear of the vehicle;
- A reversing camera image, displaying the vicinity close to the rear of the vehicle to help with manoeuvring.

The images are displayed on a 5" screen located in place of the interior rear-view mirror, providing a peripheral view of the area around the vehicle for improved driver awareness and safety.



⁽¹⁾Standard on Asphalt versions. Available as an option across the rest of the range



PRACTICAL EVERYDAY FEATURES.

A wide range of driver assistance aids make journeys safer and easier: with keyless entry and start⁽¹⁾, simplified starting and parking with Automatic Electronic Parking Brake⁽¹⁾, plus Grip Control® with Hill Descent Control⁽¹⁾ for difficult terrain.

A multifunction camera located on the windscreen captures information for the following systems: Adaptive Cruise Control (with Stop Function on EAT8 auto)⁽¹⁾, Active Safety Brake⁽¹⁾, Active Lane Departure Warning System⁽¹⁾, Extended Traffic Sign Recognition and Recommendation System⁽¹⁾, as well as Smart Beam Headlights⁽¹⁾.

⁽¹⁾Equipment available as an option depending on the version



BUILT FOR ACTION.

OPTIMUM HANDLING.

All-new PEUGEOT Partner is built on a version of the EMP2 platform shared with the latest car models. This tried-and-tested platform enables shorter overhangs and a tight turning circle for easier manoeuvring (the kerb to kerb turning circle is just 10.82m on the Standard version and 11.43m on the Long version). The payload is one of the best in the segment, ranging from 650kg up to 1,000kg dependent on version.



FUEL EFFICIENT FOR LOWER COSTS.





BlueHDi 75 5-speed manual

Urban consumption: MPG (L/100 km)	57.6 (4.9)
Extra-urban consumption MPG (L/100 km)	68.9 (4.1)
Combined consumption MPG (L/100 km)	64.2 (4.4)
CO ₂ emissions (g/km)	114

BlueHDi 100 5-speed manual

Urban consumption MPG (L/100 km)	57.6 (4.9) / 61.4 (4.6)
Extra-urban consumption MPG (L/100 km)	65.7 (4.3) / 70.6 (4.0)
Combined consumption MPG (L/100 km)	61.4 (4.6) / 67.3 (4.2)
CO ₂ emissions (g/km)	119 to 109

The values indicated for fuel consumption and CO₂ emissions comply with the NEDC homologation cycle (R (EC) No. 715/2007 and R (EC) No. 692/2008 in the versions respectively applicable), allowing a comparison with other vehicles.

A RANGE OF EFFICIENT ENGINES
CONTROLLING COSTS.

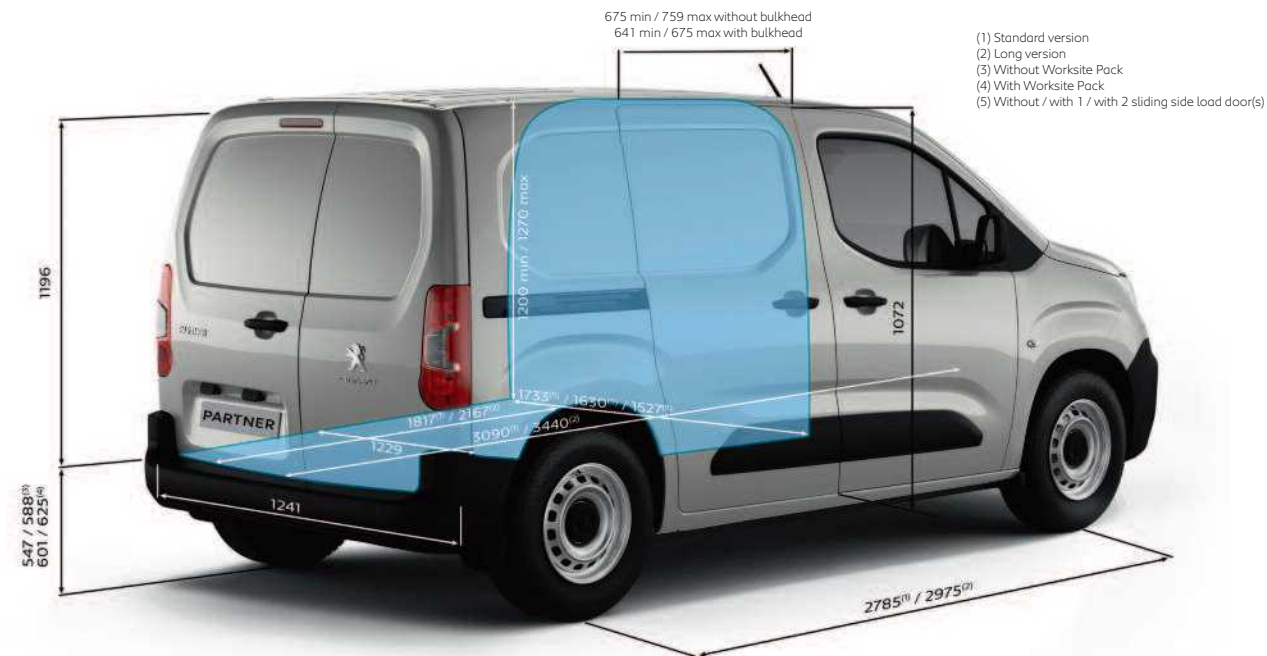
The work that has been done on the chassis design and the optimisation of the vehicle's weight are both determining factors in the improved fuel consumption and reduction in emissions of CO₂. In brief, the 1.2 PureTech engine is available in two versions: PureTech 130 S&S with EAT8 8-speed automatic gearbox and PureTech 110 S&S with 6-speed manual gearbox (available during 2019). They meet the latest Euro 6.3 standards. PureTech engines feature Gasoline Particulate Filter to reduce particulate emissions.



GEARED FOR SMOOTHNESS.

Three diesel engines are available: BlueHDi 130 S&S with 6-speed manual gearbox or EAT8* eight-speed automatic transmission, BlueHDi 100 S&S with 5-speed manual gearbox and BlueHDi 75 with 5-speed manual gearbox. All of our diesel engines are fitted with a particulate filter (DPF) and a selective catalytic reduction system (SCR). This technology reduces polluting emissions as soon as the ignition is switched on.

* EAT8: new Efficient Automatic Transmission 8 Speed - available only with the BlueHDi 130 S&S EAT8 engine: Urban consumption MPG (L/100 km): 62.8 (4.5) - Extra-urban consumption MPG (L/100 km): 67.3 (4.2) / 68.9 (4.1) - Combined consumption MPG (L/100 km): 65.7 (4.3) - CO₂ emissions (g/km): 113 Blue HDi 130 S&S 6-speed manual: Urban consumption MPG (L/100 km): 57.6 (4.9) - Extra-urban consumption MPG (L/100 km): 68.9 (4.1) - Combined consumption MPG (L/100 km): 64.2 (4.4) - CO₂ emissions (g/km): 116



THE RIGHT SIZE FOR YOUR BUSINESS

To meet the needs of business users and offer maximum functionality, all-new PEUGEOT Partner offers a generous load capacity and usable load volume, with space for two Europallets.


On Standard versions, there is an optimum usable load length of 1.81m and load volume of 3.30m³, increasing to 3.09m and 3.90m³ on versions fitted with Multi-Flex seating.

Load capacity can be extended further with the LONG version. It has a load length of 2.16m and a load volume of 3.80m³, increasing to 3.44m and 4.40m³ on versions fitted with Multi-Flex.

The payload ranges from 650kg to 1,000kg dependent on version.

Multi-Flex cab With Multi-Flex bench seat

STANDARD version



LONG version



All-new Partner Crew Van*

Row 2 in place



Row 2 folded



Row 2 / front passenger seat
folded and bulkhead load-through flap open



ATTENTION TO DETAIL.

Choose from a range of 6 colours and optional 16" 'Taranaki' alloy wheels* to add the finishing touches to your all-new PEUGEOT Partner.

* As standard, an option or not available, depending on the version



Seat trim: Curitiba Grey



Bianca White



Cumulus Grey



Nimbus Grey



Black



Ardent Red



Deep Blue



15 inch steel wheel



15 inch MILFORD wheel cover



16 steel wheel



16 inch RAKIURA wheel cover



16 inch TARANAKI alloy wheel

ACCESSORIES - CHOOSE
PEUGEOT QUALITY.

To help you deal with your day-to-day work life, all-new PEUGEOT Partner will both meet your requirements and exceed your expectations. With PEUGEOT accessories, you can fine-tune your vehicle, adapting it specifically to the needs of your business, plus enhancing the image of your company at the same time.

Discover a selection of PEUGEOT accessories available for you to personalise your vehicle while ensuring maximum safety.

- 1. Aluminium roof-rack
- 2. Reflector strips
- 3. Reinforced lock kit
- 4. Pipe-carrier
- 5. Tilting ladder rack
- 6. Set of rubber mats



NETWORK
AND SERVICES.

NETWORK AND SERVICES

When you choose PEUGEOT, you have the reassurance of knowing that your vehicle has been designed and built to give you years of worry free motoring. As a PEUGEOT owner, you can also rely on the customer care services of your Dealer. This will ensure that you're talking to a specialist who'll listen to you, understand your problems and respond efficiently - someone who also has the expertise to maintain your PEUGEOT correctly, using trained technicians, PEUGEOT diagnostic equipment and PEUGEOT original parts.

FOR YOUR PEACE OF MIND

MANUFACTURER WARRANTY

Any all-new PEUGEOT Partner first registered in the UK and purchased from a UK PEUGEOT Dealer will benefit from a 2 year unlimited mileage manufacturer warranty and a free optional additional year of warranty (up to 100,000 miles) provided by the PEUGEOT Dealer Network. At the end of the 3 year warranty period (or after 100,000 miles) you have the option to purchase a PEUGEOT Platinum Extended Warranty. Our vans also come with a 5 year Anti-Perforation and 2 year Paint Warranty. For full terms and conditions on all of these, please contact your PEUGEOT Dealer.

PEUGEOT ASSISTANCE

All new PEUGEOT vehicles come with 12 months of PEUGEOT Assistance - our breakdown assistance service. This covers all incidents involving vehicle based faults for you and anyone else driving your car with your permission. It is available 24 hours a day, 365 days a year.

PEUGEOT Assistance includes European cover, home start, roadside assistance and vehicle recovery. It can be extended for a further 12 months, or 24 months, and to protect you against non-vehicle faults (such as punctures) at specially discounted rates, by calling 0870 752 7050.

PEUGEOT SERVICE CARE

Please refer to the maintenance book for details of the service intervals and the specifics of vehicles operating in arduous conditions.

FINANCE - LET THE SPECIALISTS HELP

PSA Finance UK Limited offer a range of flexible finance plans to make owning a new PEUGEOT easy. As specialists, we will provide choice, convenience and flexibility. Written quotations are available on request from PSA Finance UK Limited, 61 London Road, Redhill, Surrey, RH1 1QA. Over 18s only, a guarantee may be required.

FURTHER INFORMATION

PEUGEOT INSURANCE

Designed for PEUGEOT to offer tailored cover at a competitive price. In the event of an accident, a PEUGEOT Approved Accident Repair Centre will repair your van, using PEUGEOT original parts. Call PEUGEOT insurance for a quote on 0370 024 1107. Calls may be recorded). PEUGEOT Insurance is underwritten by UK Insurance Limited.

PEUGEOT ACCESSORIES

PEUGEOT Accessories are designed specifically for each model meaning no compromises on fit

PEUGEOT AND THE ENVIRONMENT

Our website has details of PEUGEOT's environmental and recycling policies.

ABOUT THIS BROCHURE

The information contained in this brochure is based on the data and images available at the time of printing. Some features may not be available in the UK and some photography may feature left hand drive models. As part of a policy of continuous specification improvement, PEUGEOT reserves the right to modify specification, options and colours at any time. For full details ask your PEUGEOT Dealer, or click on peugeot.co.uk. Print and photographic processes used in this brochure may alter the depth and tone of the colours shown.

This brochure is not a contractual document or offer of sale. The details in this brochure cannot be reproduced without the expressed authorisation of PEUGEOT.

Issued by:
Sales and Marketing,
PEUGEOT Motor Company plc.,
Pinley House, 2 Sunbeam Way,
Coventry, CV3 1ND.





ALL-NEW PEUGEOT PARTNER VAN

PRICES, EQUIPMENT AND TECHNICAL SPECIFICATION

Issued February 2019 - Version 1

MY19

1.1 CHOOSE YOUR LEVEL

PROFESSIONAL

Comfort & Convenience

Air conditioning
Rear parking sensors
Cruise control with variable speed limiter

Safety & Security

Automatic electronic parking brake
Alarm
One touch electric windows with heated & electric folding mirrors
Tyre pressure monitor

Seating

Driver's seat with height, lumbar, rake and reach adjustment
Multi-Flex modular folding passenger bench seat with pivoting writing table and load-through bulkhead

Technology & Entertainment

DAB radio with steering mounted controls, 2 USB ports and 8" capacitive colour touchscreen offering Apple CarPlay™, Android Auto & Mirrorlink®

Interior Features

Hard plastic floor protection in load area

Exterior Features

15 inch 'Milford' full wheel trims (650 versions)
16 inch 'Rakiura' full wheel trims (1000 and 950 versions)

Lighting and Visibility

Front fog lights with cornering function

ASPHALT

In addition to Professional

Comfort & Convenience

Comfort drivers seat
Additional acoustic insulation providing benchmark cabin refinement

Lighting and Visibility

Automatic windscreen wipers

Exterior Features

16 inch 'Taranaki' alloy wheels
Body colour rear bumper, side rubbing strips, exterior door handles and mirrors

Technology & Entertainment

PEUGEOT Connect: Connected 3D Navigation* with voice recognition, multi-function steering wheel and tri-tuner

Surround Rear Vision:

Front & rear parking sensors
Passenger side and rear cameras providing tri-function rear and nearside visibility via a 5" screen

S

Safety & Security

ESC with Hill Start Assist, ABS braking including EBA and EBFD
Automatic activation of hazard lights on major deceleration
Remote central locking with deadlocks and separate locking for cab
Full bulkhead
Driver's airbag
Electric front windows
Electrically adjustable door mirrors

Seating

Driver's seat with rake and reach adjustment
Individual passenger seat

Comfort & Convenience

Full size steel spare wheel
PEUGEOT i-Cockpit® with head-up display and compact steering wheel

Lighting and Visibility

Automatic headlights
Daytime Running Lights

Technology & Entertainment

DAB Radio
Bluetooth®, USB and audio jack
PEUGEOT Connect SOS & Assistance

Exterior Features

Unglazed asymmetric rear doors, opening to 180 degrees
Nearside sliding side door (L1 models only)
Twin sliding side doors (L2 models only)

Interior Features

12 volt socket in dashboard
6 tie-down hooks in load area
Overhead storage shelf

GRIP

In addition to S but unique to Grip versions and not carried through range

Safety & Security

Automatic electronic parking brake
Grip Control® with Hill Descent Control
Underbody protection
Tyre pressure monitor

Seating

Driver's seat with height, lumbar, rake and reach adjustment
Multi-Flex modular folding passenger bench seat with pivoting writing table and load-through bulkhead

Lighting and Visibility

Front fog lights with cornering function

Technology & Entertainment

220v socket

Exterior Features

16 inch steel wheels with Michelin Latitude Tour Mud & Snow tyres
Increased ground clearance (+30mm)

Interior Features

4 mid-height load securing rings
LED lighting to load area



*Additional terms & conditions apply to connected services, including customer acceptance of location sharing prior to activation.

2. CHOOSE YOUR VERSION

Body Style & Trim Level	Length	Version	HP	Insurance Group	Load Length (mm) *	Maximum Indicative Payload (kg)	Load space (m ³) *	Gross Vehicle Weight (kg)	CO ₂ g/km	Titre Code	Basic M.R.R.P.	V.A.T.	Total M.R.R.P.	On The Road M.R.R.P.
Panel Van S	Standard	Partner BlueHDi 75 manual 650 S	75	32A	1817	667	3.3	1970	114	2PK91AEKM5T0A010 PART S L1 B75	£16,280	£3,256	£19,536	£20,541
	Long	Partner BlueHDi 100 S&S manual 950 S	99	34A	2167	955	3.8	2350	112	2PK95CEKEJT0A010 PART S L2 B100	£18,255	£3,651	£21,906	£22,911
Panel Van Grip	Standard	Partner BlueHDi 75 manual 1000 Grip	75	33A	1817	1030	3.3	2350	114	2PK91CKKM5T0A010 PART GRIP L1 B75	£17,290	£3,458	£20,748	£21,753
	Standard	Partner BlueHDi 100 S&S manual 1000 Grip	99	34A	1817	1050	3.3	2370	111	2PK91CKKEJT0A010 PART GRIP L1 B100	£18,015	£3,603	£21,618	£22,623
	Long	Partner BlueHDi 100 S&S manual 950 Grip	99	34A	2167	940	3.8	2370	119	2PK95CKKEJT0A010 PART GRIP L2 B100	£18,915	£3,783	£22,698	£23,703
Panel Van Professional	Standard	Partner BlueHDi 75 manual 650 Professional	75	31E	1817	681	3.3	2000	114	2PK91ANKM5T0A010 PART PRO L1 B75	£17,880	£3,576	£21,456	£22,461
	Standard	Partner BlueHDi 100 S&S manual 1000 Professional	99	34E	1817	1050	3.3	2370	109	2PK91CNKEJT0A010 PART PRO L1 B100	£18,955	£3,791	£22,746	£23,751
	Standard	Partner BlueHDi 130 S&S 6-speed manual 1000 Professional	131	35E	1817	1001	3.3	2390	116	2PK91CNMAKT0A010 PART PRO L1 B130	£19,905	£3,981	£23,886	£24,891
	Standard	Partner BlueHDi 130 S&S EAT8 Auto 1000 Professional	131	35E	1817	1000	3.3	2380	113	2PK91CNMA1T0A010 PART PRO L1 B130A	£21,055	£4,211	£25,266	£26,271
	Long	Partner BlueHDi 100 S&S manual 950 Professional	99	33E	2167	954	3.8	2370	112	2PK95CNKEJT0A010 PART PRO L2 B100	£19,855	£3,971	£23,826	£24,831
	Long	Partner BlueHDi 130 S&S 6-speed manual 950 Professional	131	35E	2167	970	3.8	2400	116	2PK95CNMAKT0A010 PART PRO L2 B130	£20,805	£4,161	£24,966	£25,971
Panel Van Asphalt	Standard	Partner BlueHDi 100 S&S manual 1000 Asphalt	99	34E	1817	1050	3.3	2370	109	2PK91CJKEJT0A010 PART ASPH L1 B100	£20,425	£4,085	£24,510	£25,515
	Standard	Partner BlueHDi 130 S&S 6-speed manual 1000 Asphalt	131	35E	1817	1001	3.3	2390	116	2PK91CJMAKT0A010 PART ASPH L1 B130	£21,375	£4,275	£25,650	£26,655
	Standard	Partner BlueHDi 130 S&S EAT8 Auto 1000 Asphalt	131	36E	1817	1000	3.3	2380	113	2PK91CJMA1T0A010 PART ASPH L1 B130A	£22,525	£4,505	£27,030	£28,035
	Long	Partner BlueHDi 130 S&S 6-speed manual 950 Asphalt	131	35E	2167	970	3.8	2400	116	2PK95CJMAKT0A010 PART ASPH L2 B130	£22,275	£4,455	£26,730	£27,735
	Long	Partner BlueHDi 130 S&S EAT8 Auto 950 Asphalt	131	35E	2167	940	3.8	2370	113	2PK95CJMA1T0A010 PART ASPH L2 B130A	£23,425	£4,685	£28,110	£29,115

* Grip, Professional and Asphalt versions benefit from the Multi-flex seat which provides an additional load length of 1273mm and increases the load volume by 0.6m³



3.1 CHOOSE YOUR PAINT COLOUR & UPHOLSTERY

All versions					
Flat colours			Metallic colours		
Bianca White	Ardent Red	Black	Cumulus Grey	Nimbus Grey	Deep Blue
POWP	POX9	P0XY	M0F4	M0VL	M0JG
●	○	○	○	○	○
£200 + VAT			£350 + VAT		

- Standard
- Cost option



BIANCA WHITE (F)



ARDENT RED (F)



BLACK (F)



CUMULUS GREY (M)



NIMBUS GREY (M)



DEEP BLUE (M)

3.2 TRIMS

All versions
Seat trim
Curitiba Grey (OAFY)



CURITIBA GREY

3.3 WHEELS



15 / 16 inch steel wheel
with black centre cap
Tyres:
195/65 R15 on S 650 versions
205/60 R16 on S 1000 / 950 versions
215/65 R16 on Grip versions



15 inch 'Milford' wheel covers
Tyres:
195/65 R15 on
Professional 650 versions



16 inch 'Rakiura' wheel covers
Tyres:
205/60 R16 on
Professional 1000 / 950 versions



16 inch 'Taranaki' alloy wheels
Tyres:
205/60 R16 on
Asphalt versions
Optional on Professional versions

4. CHOOSE YOUR OPTIONS

OPTIONS	NOTES	OPTION CODE	PANEL VAN			
			\$	GRIP	PROFESSIONAL	ASPHALT
TECHNOLOGY & ENTERTAINMENT						
8" Capacitive colour touchscreen with Connect DAB radio, MirrorScreen®, Bluetooth® handsfree, USB socket and aux-in jack		WLO2	£300.00	£300.00	●	-
8" Capacitive colour touchscreen with Connected 3D Navigation* & DAB radio, MirrorScreen®, Bluetooth® handsfree, USB socket and aux-in jack		WL2K	£700.00	£700.00	£400.00	●
Wireless Smartphone charging	Qi standard compatible	E301	£100.00	£100.00	£100.00	£100.00
COMFORT & CONVENIENCE						
Air conditioning		RE01	£600.00	£600.00	●	●
Automatic dual zone air conditioning		RE07	-	-	£390.00	£200.00
Rear parking sensors		UB01	£200.00	£200.00	●	-
Front and rear parking sensors		UB03	£400.00	£400.00	£200.00	●
Flankguard: Blind Spot Monitoring System with side, front and rear parking sensors		AO01	-	-	-	£125.00
Rear view camera with rear parking sensors	Includes WLO2 on Grip versions	UB09	-	£650.00	£150.00	-
Rear view camera with front and rear parking sensors	Includes WLO2 on Grip versions	UB07	-	£850.00	£350.00	-
Surround Rear Vision: Front and rear parking sensors with passenger side and rear cameras providing tri-function visibility via a 5" screen	Incompatible with PB04, AO01, UB01, UB03, UB07 and UB09	N201	-	-	£500.00	●
Surround Rear Vision with Blind Spot Monitoring: Front and rear parking sensors with passenger side and rear cameras providing tri-function visibility via a 5" screen	Incompatible with PB04, UB01, UB03, UB07, UB09 and N201	J5CA	£1,075.00	£975.00	£625.00	£125.00 (Use code AO01)
SEATING						
6 way adjustable drivers seat: Includes lumbar adjustment and under seat storage		IT02	£70.00	●	●	●
Multi-Flex modular folding passenger bench seat with pivoting writing table, storage under central seat, load through hatch in bulkhead and load protection cover compliant with ISO27956		ME08	£560.00	●	●	●
SAFETY & SECURITY						
Alarm		AB13	£150.00	£150.00	●	●
Cruise control with programmable speed limiter		ZV77	£150.00	£150.00	●	●
Automatic electronic parking brake		FH05	£150.00	●	●	●
Front passenger's airbag	Incompatible with NF11, NF12	NN01	£120.00	£120.00	£120.00	£120.00
Front lateral and passenger airbags	Includes NN01	NF11	£390.00	£390.00	£390.00	£390.00
Curtain, front lateral and passenger airbags	Includes NN01 / NF11	NF12	£490.00	£490.00	£490.00	£490.00
Safety Pack: Active Lane Departure Warning, Speed Limit Recognition and Recommendation, Active Safety Brake and Distance Alert System		ZV78	£760.00	£760.00	£760.00	£760.00
Safety Pack Plus: Smart Beam Headlights, Driver Attention Assist and Extended Traffic Sign Recognition and Recommendation in addition to Safety Pack (ZV78) equipment	Includes NB08 on Grip and Professional versions	ZV79	-	£1,080.00	£1,080.00	£890.00
Drive Assist Pack: Adaptive Cruise Control in addition to Safety Pack Plus (ZV79) equipment. EAT8 versions include Stop function	Only available with BlueHDi 130 engine	ZV80	-	-	£1,330.00	£1,140.00
*Additional terms & conditions apply to connected services, including customer acceptance of location sharing prior to activation.		● Standard - Not available ALL PRICES ARE SUBJECT TO VAT				

*Additional terms & conditions apply to connected services, including customer acceptance of location sharing prior to activation.

OPTIONS	NOTES	OPTION CODE	PANEL VAN			
			S	GRIP	PROFESSIONAL	ASPHALT
LIGHTING & VISIBILITY						
Visibility Pack: Automatic windscreen wipers, Magic Wash® and integrated steering wheel controls	Cannot be ordered with YD01 and / or RE07. Standard on EAT8 versions	NB08	-	£190.00	£190.00	●
DOORS & WINDOWS						
Glazed asymmetric rear doors, opening to 180 degrees. Window in larger door is heated and includes a windscreen wiper	Rear view mirror is only supplied when PX35 is ordered as well. Incompatible with J5CA and N201	PB04	£160.00	£160.00	£160.00	-
Offside sliding side loading door	Standard on Long versions	PC19	£220.00	£220.00	£220.00	£220.00
Keyless entry and start	Includes NN01 and NB08	YD01	-	£500.00	£500.00	£250.00
LOAD CARRYING						
Glazed window in full bulkhead		PX35	£50.00	£50.00	£50.00	£50.00
Hard plastic floor protection in load area		GB23	£60.00	£60.00	●	●
9mm Coated wood flooring	In lieu of GB23 on Professional and Asphalt versions	GB33	£340.00	£340.00	£280.00	£280.00
Loading Pack: LED lighting to load area with mid-height load securing rings, 12v and 220v power sockets		ES08	£200.00	●	£200.00	£200.00
WHEELS, TYRES & DRIVING CHARACTERISTICS						
Tyre pressure monitor		UE05	£50.00	●	●	●
Worksite Pack: Grip Control® with Hill Descent Control, Michelin Latitude Tour Mud and Snow tyres, increased ground clearance and underbody protection plate	Removes full wheel covers on Professional versions	GA03	-	●	£750.00	-
16" 'Taranaki' Alloy wheels		DZSB	-	-	£550.00	●
EXTERIOR STYLE						
Look Pack: body colour rear bumper, side rubbing strips, exterior door handles and door mirrors		ED17	-	-	£270.00	●
Metallic Paint			£350.00	£350.00	£350.00	£350.00
Ardent Red / Black Paint			£200.00	£200.00	£200.00	£200.00
TOWING						
Tow bar with standard tow ball, 13 pin connector and trailer stability control		AQ03	£390.00	£390.00	£390.00	£390.00
Tow bar with mixed hook, 13 pin connector and trailer stability control		AQ10	£440.00	£440.00	£440.00	£440.00
CONVERTER EQUIPMENT						
Upgraded battery and alternator with Conversion interface box		BQ01	£90.00	£90.00	£90.00	£90.00
*Additional terms & conditions apply to connected services, including customer acceptance of location sharing prior to activation.		● Standard - Not available ALL PRICES ARE SUBJECT TO VAT				

5. CHOOSE YOUR EQUIPMENT

EQUIPMENT	PANEL VAN			
	S	GRIP	PROFESSIONAL	ASPHALT
TECHNOLOGY & ENTERTAINMENT				
DAB Radio with Bluetooth® handsfree, USB socket and aux-in jack	●	●	-	-
8" Capacitive colour touchscreen with Connect DAB radio, MirrorScreen®, Bluetooth® handsfree, USB socket and aux-in jack	○	○	●	-
8" Capacitive colour touchscreen with Connected 3D Navigation* & DAB radio, MirrorScreen®, Bluetooth® handsfree, USB socket and aux-in jack	○	○	○	●
PEUGEOT Connect SOS & Assistance	●	●	●	●
COMFORT & CONVENIENCE				
Air conditioning	○	○	●	●
Electric power assisted steering with height and reach adjustable steering wheel	●	●	●	●
Electric front windows with one-touch operation	-	●	●	●
Rear parking sensors	○	○	●	●
Surround Rear Vision: Front and rear parking sensors with side and rear cameras visible via a 5" screen	-	○	○	●
SAFETY & SECURITY				
Remote central locking with deadlocking. Selective cab and load area locking via 3-button plip remote control key	●	●	●	●
Dashboard mounted central locking push button and auto locking above 7mph	●	●	●	●
Perimetric and volumetric, Thatcham category 1 approved alarm with tilt sensor	○	○	●	●
Automatic electronic parking brake	○	●	●	●
Electronic Stability Control and ABS with Hill Start Assist, EBA and EBSD	●	●	●	●
Automatic activation of hazard warning lights on major deceleration	●	●	●	●
Driver's airbag	●	●	●	●
Rolling code transponder immobiliser (Thatcham approved)	●	●	●	●
Visible VIN at base of windscreen	●	●	●	●
Lockable fuel cap	●	●	●	●
Cruise control with programmable speed limiter	○	○	●	●
LIGHTING & VISIBILITY				
Two-speed and intermittent front wipers	●	●	●	-
Visibility Pack: Automatic windscreen wipers, Magic Wash® and integrated steering wheel controls	-	○	○	●
Height adjustable halogen headlights with automatic illumination and integrated daytime running lights (DRLs)	●	●	●	●
Front fog lights with cornering function	-	●	●	●
High level third brake light	●	●	●	●
Electrically adjustable door mirrors	●	●	●	●
Manually folding door mirrors	●	●	-	-
Electrically folding door mirrors with temperature sensor	-	-	●	●
Acoustic laminated windscreen with sound insulating front windows	-	-	-	●

*Additional terms & conditions apply to connected services, including customer acceptance of location sharing prior to activation.

● Standard ○ Cost option - Not available

EQUIPMENT	PANEL VAN			
	S	GRIP	PROFESSIONAL	ASPHALT
DOORS & WINDOWS				
Nearside side sliding door	●	●	●	●
Offside side sliding door	○	○	○	○
Twin sliding side doors	● Long only	● Long only	● Long only	● Long only
Unglazed asymmetric rear doors, opening to 180 degrees	●	●	●	●
SEATING				
6 way adjustable drivers seat: Includes lumbar adjustment and under seat storage	○	●	●	●
Single passenger seat	●	-	-	-
Multi-Flex modular folding passenger bench seat with pivoting writing table, storage under central seat, load through hatch in bulkhead and load protection cover compliant with ISO27956	○	●	●	●
INTERIOR FEATURES, STORAGE & LOAD CARRYING				
Overhead storage shelf in cabin	●	●	●	●
Front door pockets with 1.5l bottle holders	●	●	●	●
Cup holders for driver and passenger on either side of the dashboard	●	●	●	●
Upper glove box storage compartment. Large enough to accommodate a 15" laptop or A4 format files	●	●	●	●
12 volt socket in dashboard	●	●	●	●
Hard plastic floor protection in cabin	●	●	●	●
Full bulkhead compliant with ISO27956	●	●	●	●
6 floor-mounted load securing rings	●	●	●	●
Hard plastic floor protection in load area	○	○	●	●
Loading Pack: Enhanced LED lighting and 12v socket in the load area. 4 mid-height load securing rings and 220v socket	○	●	○	○
WHEELS, TYRES & EXTERIOR STYLE				
Tyre pressure monitor	○	●	●	●
15 inch steel wheels with black centre cap (650kg versions)	●	●	-	-
16 inch steel wheels with black centre cap (950kg and 1000kg versions)	●	●	-	-
15 inch steel wheels with 'Milford' wheel cover (650kg versions)	-	-	●	-
16 inch steel wheels with 'Rakiura' wheel cover (950kg and 1000kg versions)	-	-	●	-
16 inch 'Taranaki' alloy wheels	-	-	○	●
Full size steel spare wheel	●	●	●	●
Worksite Pack: Grip Control® with Hill Descent Assist, Michelin Latitude Tour Mud and Snow tyres, increased ground clearance and underbody protection plate	-	●	○	-
Side rubbing strips	●	●	●	●
Look Pack: body colour rear bumper, side rubbing strips, exterior door handles and door mirrors	-	-	○	●
INSTRUMENTS				
Rev counter with maintenance and gear efficiency (GEI) indicators	●	●	●	●
Multi-function on-board trip computer	●	●	●	●
Driver seatbelt unfastened warning	●	●	●	●
Door opening warning and audible lights-on warning	●	●	●	●

*Additional terms & conditions apply to connected services, including customer acceptance of location sharing prior to activation.

● Standard ○ Cost option - Not available

6.1 KNOW EVERYTHING ABOUT YOUR ALL-NEW PARTNER

VERSIONS	BlueHDi 75			BlueHDi 100 S65					BlueHDi 130 S65		BlueHDi 130 S65	
	Van			Van		Van			Van	Van	Van	Van
	Standard			Standard		Long			Standard	Long	Standard	Long
	S	Grip	Professional	Grip	Professional / Asphalt	S	Grip	Professional / Asphalt	Professional / Asphalt	Professional / Asphalt	Professional / Asphalt	Asphalt
ENGINE												
Capacity (cc)	1560			1560					1499			
Cylinders / Valves	4 / 16			4 / 8					4 / 16			
Max power CEE (kW (hp)/rpm)	55 (75) / 3500			73 (99) / 3750					96 (131) / 3750			
Max torque CEE (Nm (lb/ft)/rpm)	230 (170) / 1750			254 (187) / 1750					300 (221) / 1750			
Bore and stroke (mm)	75 x 88.3			75 x 88.3					75 x 84.8			
Fuel system	Diesel - High pressure turbo-charged direct injection			Diesel - High pressure turbo-charged direct injection					Diesel - High pressure turbo-charged direct injection			
Euro status	Euro 6.1			Euro 6.1					Euro 6.2			
Stop & Start system	-			●					●			
TRANSMISSION												
Gearbox	Manual			Manual					Manual		Automatic	
Number of gears	5			5					6		8	
Driven wheels	Front											
PERFORMANCE (All figures driver alone)												
Max speed (mph)	94	92	94	101	103	103	101	103	115		114	
0-62mph (secs)	15.7	16.5	15.9	12.8	12.5	12.6	13.0	12.8	10.0	10.1	10.7	10.9
Standing to 1000m (secs)	37.1	37.7	37.3	34.8	34.6	34.6	35.0	34.8	31.9	32.1	32.5	32.6
ECONOMY MPG (Litres/100km)												
Urban cycle	57.6 (4.9)			60.1 (4.6)	61.4 (4.6)	61.4 (4.6)	57.6 (4.9)	61.4 (4.6)	57.6 (4.9)		62.8 (4.5)	62.8 (4.5)
Extra urban	68.9 (4.1)			70.6 (4.0)	70.6 (4.0)	68.9 (4.1)	65.7 (4.3)	68.9 (4.1)	68.9 (4.1)		68.9 (4.1)	67.3 (4.2)
Combined	64.2 (4.4)			65.7 (4.3)	67.3 (4.2)	65.7 (4.3)	61.4 (4.6)	65.7 (4.3)	64.2 (4.4)		65.7 (4.3)	65.7 (4.3)
CO ₂ EMISSIONS (g/km)	114			111	109	112	119	112	116		113	113
WEIGHTS (kg) with 3 seats / 2 seats												
Gross Vehicle Weight (GVW)	1970	2350	2000	2370	2370	2350	2370	2370	2390	2400	2380	2370
Kerb weight (1)	1303	1320	1319	1320	1320	1395	1430	1416	1389	1430	1380	1430
Mass in service	1500	1510	1515	1510	1512	1566	1596	1586	1576	1602	1566	1602
Maximum Indicative Payload (2)	667	1030	681	1050	1050	955	940	954	1001	970	1000	940
Max plated front axle (3)	1110	1200	1110	1200	1200	1200	1200	1200	1200	1200	1200	1200
Max plated rear axle (3)	1075	1400	1075	1400	1400	1400	1400	1400	1400	1400	1400	1400
Gross Train Weight (GTW)	2970	3100	3000	3220	3220	3200	3220	3220	3590	3600	3380	3370
Maximum braked towing weight (4)	1000	750	1000	1000	1000	950	950	950	1200	1200	1000	1000
Maximum unbraked towing weight	680	690	690	690	690	730	750	740	730	750	720	750
Maximum towball weight	74			74					74		74	
BRAKES Front/Rear	283mm Ventilated front discs / 268mm Solid rear discs											
TURNING CIRCLE between kerbs (m)	10.82	10.85	10.82	10.85	10.82	11.43			10.82	11.43	10.82	11.43
Tyres	195/65 R15	215/65 R16	195/65 R15	215/65 R16	205/60 R16		215/65 R16	205/60 R16	205/60 R16		205/60 R16	
FUEL TANK CAPACITY Litres (gallons)	50 (11)											
ADBLUE TANK CAPACITY Litres (gallons)	17 (3.74)											

(1) Without driver. Kerb weight is calculated for a European base specification vehicle including oil, water, lubricants, tools, spare wheel and 90% full fuel tank. Weights may change with the addition of equipment.

(2) Maximum indicative payload is calculated as the difference between GVW and kerb weight. However, due to manufacturing tolerances and differences in the specification of UK vehicles, the mass in service figure provides a closer indication of the vehicle weight and therefore enables a more realistic payload to be calculated. An individual vehicle must be established to establish the exact kerb weight and payload applicable to that vehicle. It is the responsibility of the driver to ensure the vehicle is operated within the legal limits

(3) Within limits of GVW.

(4) Maximum recommended towing weight within limits of GTW.

6.2 KNOW EVERYTHING ABOUT YOUR ALL-NEW PARTNER

VERSIONS	PANEL VAN	
	Standard	Long

Exterior dimensions (mm)		
Wheelbase	2785	2975
Overall length	4403	4753
Overall height (Grip versions)	1840 (1860)	1849 (1860)
Width (excluding door mirrors)	1848	
Width (including door mirrors)	2107	
Front overhang	892	
Rear overhang	726	886

Interior dimensions (mm)		
Load length at floor (without Multi-Flex seat folded if applicable)	1817	2167
Load length at floor (with Multi-Flex seat folded if applicable)	3090	3440
Load width between wheel arches	1229	
Maximum load width	1550	
Maximum load height	1236	1243
Load volume m ³ (without Multi-Flex seat folded if applicable)	3.3	3.8
Load volume m ³ (with Multi-Flex seat folded if applicable)	3.9	4.4
Rear sill load height min to max	548 - 586	571 - 610

Dimensions of doors (mm)	
Minimum width of side sliding door	641
Maximum width of side sliding door	675
Maximum load height of side sliding door	1072
Maximum width of rear opening	1241
Load width at floor of rear opening	1241
Load width at top of rear opening	1087
Maximum load height of rear opening	1196

7. FURTHER INFORMATION

MANUFACTURER'S RECOMMENDED RETAIL PRICE ON THE ROAD

	PARTNER On the Road Costs
Delivery to Dealer & Number Plates	£583.33
VAT	£116.67
Vehicle Excise Duty	£250.00
First Registration Fee	£55.00
Total OTR costs	£1,005.00

VAT is calculated at 20 %
VAT is not applicable to cars sold in the Channel Islands

PEUGEOT 3 YEARS OF WARRANTY

All vehicles first registered in the UK and purchased from a UK PEUGEOT Dealer benefit from a PEUGEOT 2 - Year unlimited mileage manufacturer's warranty and a free optional additional 1 year of warranty provided by the PEUGEOT Dealer Network in the UK. This additional warranty carries a mileage limit of 100,000 miles from first registration and is dependent upon the manufacturer's recommended servicing being carried out at the specified time or distance intervals. For full terms and conditions, please consult your PEUGEOT Dealer in the UK.

PEUGEOT ASSISTANCE

All new PEUGEOTs come with PEUGEOT Assistance, our breakdown assistance service. Provided by the AA, PEUGEOT Assistance is available every minute of the day and night; 365 days of the year, for you and anyone else driving your PEUGEOT with your permission.

Please note that PEUGEOT Assistance provides assistance in relation to vehicle warranty based faults on your PEUGEOT. It does not provide cover for non-vehicle warranty faults such as:

- the use of incorrect fuel, or lack of fuel
- wheel changes, punctured tyres
- instances where keys have been locked inside the vehicle, lost or stolen.
- road traffic accidents

PEUGEOT Assistance is free for the first year and includes European cover, homestart, roadside assistance, vehicle recovery and a free replacement car or hotel accommodation if required. PEUGEOT Assistance can be extended for a further 12 or 24 months, or to protect you against non-vehicle warranty fault incidents, at specially discounted rates for PEUGEOT owners by calling 0870 752 7050. Call charges to this number from landlines and mobile networks may vary. For more information please contact your phone provider.

PSA FINANCE UK LTD

PSA Finance UK Ltd have a number of financial products designed to help you afford the PEUGEOT of your choice. We can arrange a finance plan quickly and conveniently. What's more, it will be as suited to your needs as your new PEUGEOT. Our finance plans combine all the know how of a company that has an extensive knowledge of the car market with a financial service you can trust. Tell your PEUGEOT dealer what you want and let us do the rest. Just ask for a free, no obligation quote. Written quotations are available on request from PSA Finance UK Ltd, Quadrant House, Princess Way, Redhill RH1 1QA. Finance is subject to status. Over 18's only, a guarantee may be required.

FREE2MOVE CONNECT FLEET

All-New Partner versions are 'connected-ready' so that you can benefit from any of our connected services without the need for additional hardware. Free2Move Connect Fleet offer the following telematics packages to manage your fleet:

- Pack 1: Fleet Management £10 + VAT per vehicle per month
- Pack 2: Eco-driving £11 + VAT per vehicle per month
- Pack 3: Geolocation £12 + VAT per vehicle per month

Further details are available at www.free2move-lease.co.uk/our-services/connect-fleet

PEUGEOT OPEN ROAD

At PEUGEOT, we believe that you shouldn't have to worry about servicing bills and repair costs. Open road not only helps you to manage the cost of your vehicle's servicing bills, it also includes cover for any unexpected repairs that are caused by natural wear and tear. With Open Road you simply pay a small monthly premium by Direct Debit instead of paying the whole bill every time your vehicle has a service or repairs undertaken on it. To become a member of Open Road just contact your local PEUGEOT Dealer for full details

PEUGEOT INSURANCE

PEUGEOT Insurance has been designed for PEUGEOT owners. Our approved repairer network will make sure your PEUGEOT is repaired by PEUGEOT specialists with guaranteed repairs which won't affect your warranty¹ plus we'll give you a free courtesy car for the duration of the repair². To see how much you could save call PEUGEOT Insurance today on 0370 024 1107. Call charges to this number from landlines and mobile networks may vary. For more information please contact your phone provider. ¹ Your legal rights are not affected. ²When you use an approved repairer subject to availability. Lines open 8am-8pm weekdays, 9am-5pm Saturdays. Max call charge from a BT landline is 8p per minute. Calls may be monitored and recorded. PEUGEOT Insurance is a trading style of PSA Finance UK Ltd. PEUGEOT Insurance is underwritten by UK Insurance Limited, The Wharf, Neville Street, Leeds, LS1 4AZ, a member of the General Insurance Standards Council. Subject to underwriting criteria.

HM FORCES MILITARY SALES

For details of HM Forces tax-free military sales contact PEUGEOT Export, 615 Penistone Road, Sheffield S6 2GA. For further information call 0114 285 6181 or peugeot.export@peugeotmail.co.uk.

TERMS AND CONDITIONS

Every endeavour has been made to ensure that the information, details and descriptions set out in this literature are correct, at the time of going to print. It is our policy to continually improve our vehicles in every way and we reserve the right to modify our vehicles price, specification (including colour), equipment, accessories and characteristics or to discontinue any model, without notice, at any time. To avoid any misunderstandings you are advised to check with your PEUGEOT dealer the specification (including colour), equipment accessories and equipment relating to any PEUGEOT vehicle and the exact cost and availability prior to ordering. Where a feature is described as an option in this publication it should be assumed that it is at extra cost unless specifically stated otherwise.

Issued by Product and Pricing, PEUGEOT Motor Company PLC, Pinley House, 2 Sunbeam Way, Coventry CV3 1ND.

For further information call PEUGEOT on 0800 954 8781 or visit our website at www.PEUGEOT.co.uk.



ALL-NEW PEUGEOT PARTNER



PURE VANS

Telephone - 01633-212944

Email - sales@purevans.com

www.purevans.com