



PURE VANS

Telephone - 01633-212944

Email - sales@purevans.com

www.purevans.com



RENAULT
PRO+

Renault TRAFIC

Powerful, clever and dynamic



1 February 2018

The Renault Trafic: Powerful, clever and dynamic

The Trafic Van has been specifically designed to meet the needs of professionals, whatever their business environment. With panel van, crew van and passenger versions, the Trafic is designed with you in mind, offering a wide range of specialist and practical solutions, plus the ability to create other variations using the Platform Cab version as a base. With its stylish design, efficient engines, the latest on-board technology and high levels of comfort and safety, the Trafic ticks all of the boxes.



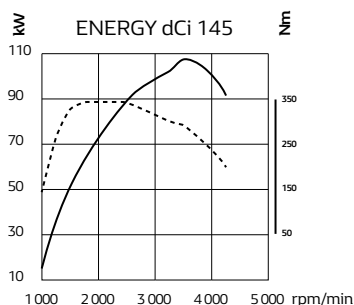
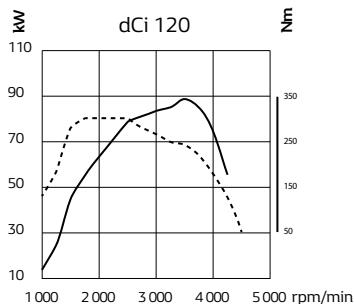


TRAFIC

40 147 100

ENERGY Engines: Double the performance

Benefiting from the technological expertise developed by the Renault Sport Formula One Team™, Trafic offers a range of engines that combine simplicity, flexibility and performance. The efficient 1.6 dCi turbo engine has a range of versions delivering a MPG of up to 47.2* (LCV) or up to 50.4* (passenger), keeping fuel costs low.



--- Torque (Nm)
— Power (hp)

A product of the latest generation 1.6 dCi block developed by Renault, the Trafic engine benefits from the best in modern technology. It consists of a variable geometry turbocharger (dCi 95 hp and dCi 120 hp) or Twin Turbo (ENERGY dCi 125 hp and ENERGY dCi 145 hp), thus offering a large range of engines to meet everyone's needs.

The Twin Turbo engine, with Stop & Start technology and the new regenerative braking system (Energy Smart Management), helps Trafic achieve fuel economy of up to 47.2* (LCV) or up to 50.4mpg* (Passenger) helping you to minimise fuel costs. Better fuel economy and more driving pleasure! With Trafic, you win either way.




EURO 6 and AdBlue®

Ensuring our customers take advantage of the latest engine technology, the Trafic comes equipped with the latest Euro 6 compliant engines. Featuring an upgraded SCR (Selective Catalytic Reduction) system, these engines cut harmful Nitrous Oxides (NOx) emissions by over half through the injection of AdBlue® solution into the exhaust gases. AdBlue® is a clear, non-toxic and non-flammable water-based, high purity operating fluid, which is added downstream of the engine in the exhaust system, meaning you still receive the maximum efficiency from all our engines whilst reducing harmful pollutants.



*Figures are obtained for comparative purposes in accordance with EU Legislation and may not reflect real life driving results. ENERGY dCi 125.



Award winning innovation

Innovation for all. A range of features are available to keep you safe, save you money and make life easier.



Grip Xtend

Engaging Grip Xtend over loose surfaces such as gravel, light snow and shallow mud allows the front wheels to spin. This spinning action clears away the low grip surface and allows you to gain traction on the higher grip surface below.



Wide View mirror

The Wide View mirror, standard from Business+, is a simple solution built into the passenger vanity mirror that helps you to see into your blind spot.



ECO mode

Activate ECO mode at the push of a button and optimise throttle response for maximum fuel economy.



Rear parking camera***

Be more aware of your surroundings, with a rear parking camera that displays in either the rear view mirror or the integrated infotainment system.



Hill Start Assist

This feature allows the vehicle to be held on an incline, without the use of the handbrake, for two seconds. This allows you time to engage gear and apply power.



Electronic Stability Control

This features helps you avoid collisions by detecting and reducing the danger of skidding or losing control as a result of over-steering.

Your mobile office

Specifically designed to meet the needs of professionals, our vehicles provide the ability to have a truly mobile office, packed with clever solutions.



Underseat storage

With 54 litres of storage under the front passenger bench seat, large objects can be safely transported, whilst still being close to hand.



Tablet cradle (optional)

The adjustable tablet cradle holds devices in place allowing you to access information easily.**



Smartphone cradle*

Standard from Business+, the smartphone cradle is adjustable for height and width, and accommodates most phones, meaning you're always connected.†#



Mobile office

An innovative fold down central seat incorporates a detachable A4 clipboard holder, which can be fixed in place to face the driver or passenger, whilst the backrest can be opened out to reveal laptop storage. Standard from Business+ excluding crew vans.



Comfort every day

Comfort is ensured through a specially contoured driver's seat with lateral support, height and lumbar adjustment and an armrest. These features coupled with a new driving position and height/reach adjustable steering wheel create an environment of optimum comfort.



Touchscreen

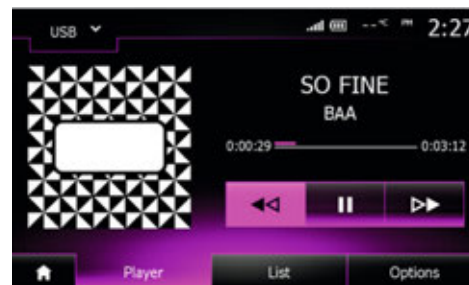
MediaNav is a built-in touchscreen infotainment system which is standard on Sport trim. You'll have access to navigation, radio, music and your telephone all within reach.#

* Supports phones up to 115mm in height and up to 59mm in width **Supports tablets from 125mm and up to 265mm in width †USB port is not compatible with Media Nav or R-Link ***Optional on Formula Edition and Sport #For compatible devices, please refer to www.renault.co.uk/services/multimedia/bluetooth-compatibility.html

Staying connected

MediaNav

Enjoy stress free travel with Renault MediaNav (standard on Sport trim). The on-board touchscreen tablet provides access to useful and practical features including: navigation provided by Navteq® with vocal guidance, media from multiple sources including DAB radio and handsfree telephone using Bluetooth® technology*.

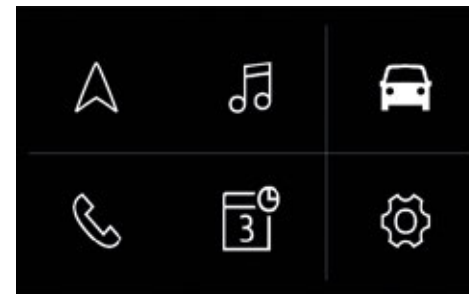


R&GO

R&GO is an application that turns your smartphone or tablet into a touchscreen for your dashboard. Two of the key features of the app are: 3D vehicle navigation[†] provided by CoPilot® and a Eco driving score which includes fuel consumption information, trip computer and rev counter. The R&GO application is free to download for compatible Android and iOS smartphones.*



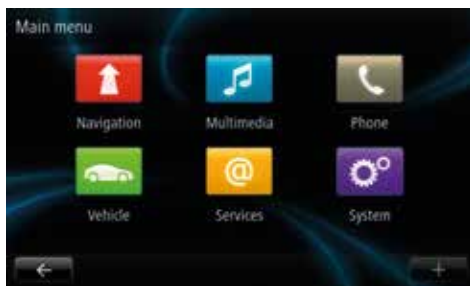
Dashboard USB is not compatible with Renault MediaNav or Renault R-Link



*For compatible devices, please refer to <https://www.renault.co.uk/services/multimedia/bluetooth-compatibility.html>. †Additional purchase required.

R-Link (Optional)

R-Link is an integrated 7" touchscreen multimedia system which includes: navigation with TomTom® maps as well as the ability to subscribe to TomTom® LIVE services (first 12 months included), DAB radio and vehicle information such as “Eco Driving Coach”. In addition to its many built-in features there are also applications to download from the R-Link Store. You can control the system from the screen, steering wheel controls or even via voice command.”



Main menu with 6 icons

Discover the six available menus: navigation, multimedia, telephone, vehicle information, services and applications, system settings.



Touchscreen navigation system

With TomTom® maps and a 12 months subscription to LIVE services from delivery.



Multimedia*

DAB/FM/AM tuner, connect devices via USB, AUX sockets or Bluetooth®.



Reverse parking camera system (additional option)

Reverse parking system with rear parking sensors enables you to park safely and accurately. The image is displayed in the R-link screen (when installed) with guidance aids.



Vehicle information

The “Eco Driving” coach gives you handy tips to improve your driving style and reduce your fuel consumption.



Voice control*

Set your destination, call a contact or launch an application, all hands free, with voice control.

*For compatible devices, please refer to <https://www.renault.co.uk/services/multimedia/bluetooth-compatibility.html>

Connecting a mobile phone to use Bluetooth® should only be done when the car is parked safely. Use of the system should always be in accordance with the rules of The Highway Code. Drivers should only use the system when it is safe to do so. Drivers should be aware of the potential for hands-free technology to distract attention from the road, which could impact on having full control of the vehicle

Smart space



The Renault Trafic has been developed to deliver clever storage solutions, creating a more practical loading area. Its load through bulkhead continues all the way under the passenger bench allowing you to carry items up to 4.15 metres in length (LWB) with a clever internal roof rack* (optional) and a large range of accessories. The intelligently designed Trafic offers endless possibilities.

The load volume - 5.2m³ on the SWB, 6m³ on the LWB, and up to 8.6m³ on high roof variants, have been maximised to provide a loading volume which is as capacious as ever. This means that with the Trafic you can carry 3 Euro pallets in the SWB version as standard.

*SWB only



Load through bulkhead flap is magnetised to fix easily and securely in place (standard from Business+)



Interior roof rack : SWB (L1) only (accessory)



16 anchorage rings as standard on SWB, 18 on LWB versions



Ready4Work by Sortimo



For professionals that need to store tools and equipment, the Ready4Work by Sortimo system arrives at your dealer fully fitted so you can get straight to work. The storage is designed specifically for Renault, so no drilling into the vehicle floor is required.



Traffic near side Basic block



Traffic near side Standard block



Traffic near side Premium block



Traffic off-side Basic block



Traffic off-side Standard block



Traffic off-side Premium block

You can pick and choose from a variety of solutions, with racking on one side or both sides. For full details of what is available, please refer to the LCV Accessories brochure or ask your local dealer. The range is designed to provide professionals with a durable racking system suitable for the storage of a wide range of tools, components and accessories.

Construction:

- All shelves are made of steel with a load capacity of 60kg each.
- Features aluminum uprights with integrated lashing system (Prosafe system).
- Ready4Work comes with a 9mm thick protective floor with integrated cups for anchorage points.
- The protective floor is resistant to soil and water, easy to clean, extremely scratch proof and impact-resistant
- Aluminum strips protect the door sills.

Suggested packs:

- Suggestion A: Standard Storage System – Includes Standard offside racking with safety floor (Offside racking is not compatible with right side loading door)
- Suggestion B: Basic racking on both sides with safety floor

* Needs to be subtracted from the payload.



Sport+ pack

With dynamic and robust lines, the Renault Trafic has a distinctive design with features such as the new Brand Identity front grille with prominent Renault Diamond, slender, expressive headlights and protective wraparound front bumper, giving the front end a strong, determined look that makes it stylish as well as practical.

To complement these features, the Sport+ pack accessory is available featuring:

- Front and rear spoilers with design cues from our Renault Sport range
- Front fog light surrounds
- LED Daytime Running Lights
- Side steps / bars
- Decal striping designed to fit the contours of the Trafic van

These all come together to create a stylish van which stands out from the crowd on the road.



Images show Sport+ pack on SWB, If ordered on a LWB decal may appear differently than depicted above.

Exclusions: the rear spoiler is not compatible with the tailgate option.

The Renault Trafic: Formula Edition

The Trafic Formula Edition is a celebration of the announcement that Renault Pro+ has become the official logistics partner of the Renault Sport Formula One Team™. The black and yellow livery mirrors the colours of our team.

The role of the vans in this logistics partnership is to run parts between the factory in Enstone, Oxfordshire and the races during the European leg of the Formula 1® season. The Renault Sport Formula One Team™ co-ordinator, was keen to point out the importance of the vans in their operation:

“There is more stress on the Europe rounds because they are reached by a 16- or 17-hour cross-country run in vans, meaning engineers and management can tweak the cars a lot nearer the start of a race, to make it as competitive as possible.”

“Vans are essential for sending late freight... we can't afford that van to be late by five minutes, or break down, as we plan it so tightly.”



RENAULT SPORT
FORMULA ONE TEAM

LOGISTICS PARTNER





MediaNav optional



Versatile

Renault is able to offer a wide range of Trafic variants to suit your specific needs.



Panel Van

Choose from short or long wheelbase, low or high roof, glazed or panelled. Loading is made easy thanks to the low load threshold, whilst load volumes from 5.2m³ to 8.6m³ mean you'll have all the space you need.




Crew Van

Need to get tools and a team to site? The Crew Van has seating for up to 6 and can still carry the tools you need for the job - safely and securely.



Passenger

With seating for up to 9 people the Trafic Passenger is the ultimate way to transport clients, employees or the family.



Standard features

BUSINESS



16" DELOS wheel trims



MUSCADE trim

TECHNOLOGY

- Trip computer
- DAB radio with Bluetooth®, USB socket and AUX input with 2x15W speakers**
- 12v power socket (front)
- 6 speed gearbox with gear shift indicator
- ECO mode button

INTERIOR

- Closed glove box
- Driver's seat with armrest - height adjustable, lumbar adjustment
- Steering wheel - reach and rake adjustment
- Electric front windows
- Passenger bench seat
- MUSCADE upholstery

EXTERIOR

- Left side loading door - unglazed†
- 80-litre fuel tank
- 20-litre AdBlue® tank
- Door mirrors - heated with electric adjustment and external temperature sensor
- 16" DELOS wheel trims
- Rear doors - unglazed, 180°†
- Roof bar fixings†
- Spare wheel with anti-theft spare wheel holder

SAFETY AND SECURITY

- ESC (Electronic Stability Control) with HSA (Hill Start Assist) and Grip Xtend
- Anchorage points: 16 for Short Wheel base (SWB) and 18 for Long Wheel Base (LWB)†
- Alarm
- Full steel bulkhead*
- ABS with EBD (Electronic Brake force Distribution)
- Electronic immobiliser
- Remote central locking (2 button key)
- Deadlocking
- Airbag - driver
- Seatbelts - 3 point height-adjustable seatbelts with pretensioners and load limiters
- 4 disc brakes

ADDITIONAL STANDARD EQUIPMENT ON CREW VANS

- 2nd row 3 passenger bench seat
- Left and right side loading doors - glazed
- Plastic side panels up to windows
- Glazed bulkhead

Standard features

BUSINESS+ (additional equipment to Business)



16" DELOS wheel trims



MUSCADE trim

INTERIOR

- Manual air conditioning and pollen filter
- Mobile Office (fold down middle passenger seat, with detachable A4 clipboard and laptop storage)*
- Smartphone cradle^
- Passenger bench seat with underseat storage

EXTERIOR

- Body-coloured front bumper, door rail and rear tail light column**

SAFETY AND SECURITY

- Full steel bulkhead with load-through facility*
- Wide View Mirror (blind spot mirror in passenger sunvisor)
- Rear parking sensors

Standard features

FORMULA EDITION (additional to Business+)



16" BLACK alloy wheels



MUSCADE trim

INTERIOR

- Luxe pack
- Cruise control
- Leather steering wheel
- Formula edition mats

EXTERIOR

- Metallic paint
- Front fog lights
- Yellow Sirius fog lights surrounds
- Black Renault logo
- LED Daytime Running Lights
- Formula edition decals
- Black painted front grille

Standard features

SPORT NAV (additional equipment to Business+)



17" CYCLADE alloy wheels



JAVA trim

TECHNOLOGY

- Automatic headlights and wipers
- Renault MediaNav 7" touch screen multimedia and navigation system
- DAB radio with Bluetooth®, USB socket, AUX input & 2x20W speakers†

INTERIOR

- Leather steering wheel
- Electric front windows - driver's side one-touch descending
- Premium dashboard with closable upper dashboard storage
- JAVA upholstery
- 2 spot reading lights (driver/passenger)

EXTERIOR

- Metallic paint
- Body coloured door mirrors, brilliant black, high gloss logo surround and premium, chrome grille
- 17" CYCLADE alloy wheels

SAFETY AND SECURITY

- Front fog lights
- Cruise control and speed limiter

ADDITIONAL STANDARD EQUIPMENT ON CREW VANS

- 2nd row of passenger seat with two dividing armrests
- Individual seats with ISOFIX (left and right seats) and underseat storage‡
- Left and right side loading doors - glazed with opening windows

Colours



BAMBOO GREEN ⁽¹⁾
DPA



GLACIER WHITE ⁽¹⁾
369



MOLE GREY ⁽¹⁾
KPF



MAGMA RED ⁽¹⁾
NNS



PANORAMA BLUE ⁽²⁾
J43



COPPER BROWN ⁽²⁾
CNH



OYSTER GREY ⁽²⁾
KNG



JET BLACK ⁽²⁾
D68



MERCURY ⁽²⁾
D69



STONE ⁽²⁾
HNK



SLATE GREY ⁽²⁾
KNA

(1) Non metallic paint
(2) Metallic paint

	Bamboo Green DPA	Glacier White 369	Panorama Blue J43	Copper Brown CNH	Mole Grey KPF	Magma Red NNS	Oyster Grey KNG	Jet Black D68	Mercury D69	Stone HNK	Slate Grey KNA
Business / Business+	●	●	○	○	●	●	○	○	○	○	-
Formula Edition	-	-	-	-	●	-	●	●	-	-	-
Sport	●	●	●	●	●	●	●	●	●	●	-
SpaceClass	-	●	●	●	-	-	●	●	●	-	●

● = Standard (therefore no cost) ○ = Optional - = Not available

Wheels



16" DELOS WHEEL TRIMS



17" CYCLADE ALLOY WHEELS



17" CYCLADE DIAMOND ALLOY WHEELS



17" BLACK ALLOY WHEELS

Panel Van, Crew Van and Passenger Vehicles	Business/ Business+	Formula edition	Sport	SpaceClass
16" DELOS wheel trims	●	-	-	○
17" CYCLADE alloy wheels	-	-	●	●
17" CYCLADE DIAMOND alloy wheels	-	-	-	○
17" black alloy wheels	-	●	-	-

Upholstery



MUSCADE TRIM



JAVA TRIM



RIVIERA LEATHER* TRIM

Panel Van, Crew Van and Passenger Vehicles	Business/ Business+	Formula edition	Sport	SpaceClass
MUSCADE trim	●	-	-	-
JAVA trim	-	●	●	●
RIVIERA LEATHER trim	-	-	-	○

● = Standard (therefore no cost) ○ = Optional - = Not available

Key information

For prices, please refer to the Renault Van Price Guide available at your local dealer and on www.renault.co.uk

VERSIONS	HP	CO ₂ (g/km) [†]	Combined fuel consumption (mpg) [†]	Load Volume (m ³)	Payload [†] (kg)
Panel Van					
BUSINESS SWB LOW ROOF					
SL27 dCi 95 E6	95	170	43.6	5.2	1075
SL27 ENERGY dCi 95 E6	95	160	46.3	5.2	1075
SL27 dCi 120 E6	120	170	43.6	5.2	1075
SL27 ENERGY dCi 125 E6	125	155	47.2	5.2	1077
SL27 ENERGY dCi 145 E6	145	160	46.3	5.2	1077
SL29 dCi 95 E6	95	170	43.6	5.2	1235
SL29 ENERGY dCi 95 E6	95	160	46.3	5.2	1235
SL29 dCi 120 E6	120	170	43.6	5.2	1235
SL29 ENERGY dCi 125 E6	125	155	47.2	5.2	1237
SL29 ENERGY dCi 145 E6	145	160	46.3	5.2	1237
BUSINESS SWB HIGH ROOF					
SH29 ENERGY dCi 125 E6	125	175	41.5	7.2	1158
SH29 ENERGY dCi 145 E6	145	175	41.5	7.2	1158
BUSINESS LWB LOW ROOF					
LL29 dCi 95 E6	95	170	43.6	6.0	1280
LL29 ENERGY dCi 95 E6	95	160	46.3	6.0	1280
LL29 dCi 120 E6	120	170	43.6	6.0	1280
LL29 ENERGY dCi 125 E6	125	155	47.2	6.0	1280
LL29 ENERGY dCi 145 E6	145	160	46.3	6.0	1280
BUSINESS LWB HIGH ROOF					
LH29 ENERGY dCi 125 E6	125	178	40.9	8.6	1200
LH29 ENERGY dCi 145 E6	145	178	40.9	8.6	1200
BUSINESS+ SWB LOW ROOF					
SL27 dCi 120 E6	120	170	43.6	5.2	1075
SL27 ENERGY dCi 125 E6	125	155	47.2	5.2	1077
SL27 ENERGY dCi 145 E6	145	160	46.3	5.2	1077
SL29 dCi 120 E6	120	170	43.6	5.2	1235
SL29 ENERGY dCi 125 E6	125	155	47.2	5.2	1237
SL29 ENERGY dCi 145 E6	145	160	46.3	5.2	1237
BUSINESS+ SWB HIGH ROOF					
SH29 ENERGY dCi 125 E6	125	175	41.5	7.2	1158
SH29 ENERGY dCi 145 E6	145	175	41.5	7.2	1158
BUSINESS+ LWB LOW ROOF					
LL29 dCi 120 E6	120	170	43.6	6.0	1280
LL29 ENERGY dCi 125 E6	125	155	47.2	6.0	1280
LL29 ENERGY dCi 145 E6	145	160	46.3	6.0	1280
BUSINESS+ LWB HIGH ROOF					
LH29 ENERGY dCi 125 E6	125	178	40.9	8.6	1200
LH29 ENERGY dCi 145 E6	145	178	40.9	8.6	1200
FORMULA EDITION SWB LOW ROOF					
SL27 dCi 120 Formula Edition E6	120	170	43.6	5.2	1075
SL27 ENERGY dCi 125 Formula Edition E6	125	155	47.2	5.2	1075
SL27 ENERGY dCi 145 Formula Edition E6	145	160	46.3	5.2	1075
FORMULA EDITION LWB LOW ROOF					
LL29 dCi 120 Formula Edition E6	120	170	43.6	6.0	1280
LL29 ENERGY dCi 125 Formula Edition E6	125	155	47.2	6.0	1280
LL29 ENERGY dCi 145 Formula Edition E6	145	160	46.3	6.0	1280
SPORT NAV SWB LOW ROOF					
SL27 dCi 95 Sport Nav E6	95	170	43.6	5.2	1075
SL27 ENERGY dCi 95 Sport Nav E6	95	160	46.3	5.2	1075
SL27 dCi 120 Sport Nav E6	120	170	43.6	5.2	1075
SL27 ENERGY dCi 125 Sport Nav E6	125	155	47.2	5.2	1077
SL27 ENERGY dCi 145 Sport Nav E6	145	160	46.3	5.2	1077
SL29 dCi 95 Sport Nav E6	95	170	43.6	5.2	1235
SL29 ENERGY dCi 95 Sport Nav E6	95	160	46.3	5.2	1235
SL29 dCi 120 Sport Nav E6	120	170	43.6	5.2	1235
SL29 ENERGY dCi 125 Sport Nav E6	125	155	47.2	5.2	1237
SL29 ENERGY dCi 145 Sport Nav E6	145	160	46.3	5.2	1237

Key information

VERSIONS	HP	CO ₂ (g/km) [†]	Combined fuel consumption (mpg) [†]	Load Volume (m ³)	Payload [†] (kg)
SPORT NAV LWB LOW ROOF					
LL29 dCi 95 Sport Nav E6	95	170	43.6	6.0	1280
LL29 ENERGY dCi 95 Sport Nav E6	95	160	46.3	6.0	1280
LL29 dCi 120 Sport Nav E6	120	170	43.6	6.0	1280
LL29 ENERGY dCi 125 Sport Nav E6	125	155	47.2	6.0	1280
LL29 ENERGY dCi 145 Sport Nav E6	145	160	46.3	6.0	1280
Crew Van					
BUSINESS SWB LOW ROOF - 6 SEATS					
SL27 dCi 95 E6	95	170	43.5	3.2	980
SL27 ENERGY dCi 95 E6	95	160	46.3	3.2	980
SL27 dCi 120 E6	120	170	43.5	3.2	980
SL27 ENERGY dCi 125 E6	125	155	47.9	3.2	980
SL27 ENERGY dCi 145 E6	145	160	46.3	3.2	980
SL29 dCi 95 E6	95	170	43.5	3.2	989
SL29 ENERGY dCi 95 E6	95	160	46.3	3.2	989
SL29 dCi 120 E6	120	170	43.5	3.2	989
SL29 ENERGY dCi 125 E6	125	155	47.9	3.2	989
SL29 ENERGY dCi 145 E6	145	160	46.3	3.2	989
BUSINESS LWB LOW ROOF - 6 SEATS					
LL29 dCi 95 E6	95	174	42.2	4.0	1040
LL29 ENERGY dCi 95 E6	95	164	44.8	4.0	1040
LL29 dCi 120 E6	120	174	42.2	4.0	1040
LL29 ENERGY dCi 125 E6	125	159	46.3	4.0	1040
LL29 ENERGY dCi 145 E6	145	164	44.8	4.0	1040
BUSINESS+ SWB LOW ROOF - 6 SEATS					
SL27 dCi 120 E6	120	170	43.5	3.2	980
SL27 ENERGY dCi 125 E6	125	155	47.9	3.2	980
SL27 ENERGY dCi 145 E6	145	160	46.3	3.2	980
SL29 ENERGY dCi 125 E6	125	155	47.9	3.2	989
SL29 ENERGY dCi 145 E6	145	160	46.3	3.2	989
BUSINESS+ LWB LOW ROOF - 6 SEATS					
LL29 dCi 120 E6	120	174	42.2	4.0	1040
LL29 ENERGY dCi 125 E6	125	159	46.3	4.0	1040
LL29 ENERGY dCi 145 E6	145	164	44.8	4.0	1040
SPORT NAV SWB LOW ROOF - 6 SEATS					
SL27 dCi 95 Sport Nav E6	95	170	43.5	3.2	980
SL27 ENERGY dCi 95 Sport Nav E6	95	160	46.3	3.2	980
SL27 dCi 120 Sport Nav E6	120	170	43.5	3.2	980
SL27 ENERGY dCi 125 Sport Nav E6	125	155	47.9	3.2	980
SL27 ENERGY dCi 145 Sport Nav E6	145	160	46.3	3.2	980
SL29 dCi 95 Sport Nav E6	95	170	43.5	3.2	989
SL29 ENERGY dCi 95 Sport Nav E6	95	160	46.3	3.2	989
SL29 dCi 120 Sport Nav E6	120	170	43.5	3.2	989
SL29 ENERGY dCi 125 Sport Nav E6	125	155	47.9	3.2	989
SL29 ENERGY dCi 145 Sport Nav E6	145	160	46.3	3.2	989
SPORT NAV LWB LOW ROOF - 6 SEATS					
LL29 ENERGY dCi 95 Sport Nav E6	95	164	44.8	4.0	1040
LL29 dCi 120 Sport Nav E6	120	174	42.2	4.0	1040
LL29 ENERGY dCi 125 Sport Nav E6	125	159	46.3	4.0	1040
LL29 ENERGY dCi 145 Sport Nav E6	145	164	44.8	4.0	1040
Platform Cab					
BUSINESS LWB LOW ROOF					
LL29 ENERGY dCi 125 E6	125	178	40.9	-	1459
LL29 ENERGY dCi 145 E6	145	178	40.9	-	1459

[†] Official fuel consumption figures are produced for comparison purposes and are measured according to the European Regulation 692/2008 and may not reflect real life driving results. These figures are specific for a vehicle type and not for a single vehicle. Real world fuel (actual) consumption can vary as the fuel efficiency of a vehicle is influenced by driving behaviour, weather and road conditions. The use of technical equipment for example air conditioning, can also effect the fuel consumption.

For further information, please visit the Vehicle Certification Agency web site www.vca.gov.uk. For more information on CO₂ banding and Company Van Tax Benefit in Kind go to www.renault.co.uk

[^] Payload equals the Maximum Operating Mass (Gross Vehicle Mass or GVW) less the Kerb Mass. Kerb Mass is the weight of the complete vehicle including coolant, oil, a 90% full fuel tank, a 100% full AdBlue tank, spare wheel and jack, but excluding driver and crew. All Kerb Masses, and therefore Payloads quoted are subject to a 5% manufacturing tolerance and are based on the base level model. Any additional equipment added (options or accessories), or the selection of a higher trim level, could result in a higher Kerb Mass and a reduced Payload, and may increase CO₂ and decrease MPG figures.

Equipment and options

	BUSINESS PANEL VAN				BUSINESS CREW VAN		BUSINESS+ PANEL VAN				BUSINESS+ CREW VAN		FORMULA EDITION		SPORT PANEL VAN		SPORT CREW VAN		PLATFORM CAB
	SWB		LWB		SWB	LWB	SWB		LWB		SWB	LWB	SWB	LWB	SWB	LWB	SWB	LWB	LWB
	Low roof	High roof	Low roof	High roof			Low roof	High roof	Low roof	High roof			Low roof	Low roof	Low roof	Low roof			
EXTERIOR DESIGN																			
16" DELOS Wheel Trims	●	●	●	●	●	●	●	●	●	●	●	●	○	○	○	○	○	○	-
17" CYCLADE alloy wheels ^{(1) (2)}	○	-	○	-	○	○	○	-	○	-	○	○	●	●	●	●	●	●	○
All-weather tyres ⁽¹²⁾	○	○	○	○	○	○	○	○	○	○	○	○	-	-	○ ⁽¹³⁾	○ ⁽¹³⁾	○ ⁽¹³⁾	○ ⁽¹³⁾	○
Metallic paint	○	○	○	○	○	○	○	○	○	○	○	○	●	●	●	●	●	●	○
Rear tail light column and door rail - body coloured ⁽²⁾	○	-	○	-	○	○	-	-	-	-	-	-	-	-	-	-	-	-	○
Front bumper, rear tail light column and door rail - body coloured ⁽²⁾	○	-	○	-	○	○	●	-	●	-	●	●	●	●	-	-	-	-	○
LOADING, TOWING AND CONVERTING																			
Conversion interface box	○	○	○	○	○	○	○	○	○	○	○	○	○	○	○	○	○	○	○
Plylining - resin coated plywood floor	○	○	○	○	-	-	○	○	○	○	-	-	○	○	○	○	-	-	-
Plylining - reinforced resin coated plywood floor	○	○	○	○	-	-	○	○	○	○	-	-	○	○	○	○	-	-	-
Plylining - sides and resin coated plywood floor	○	○	○	○	-	-	○	○	○	○	-	-	○	○	○	○	-	-	-
Plylining - sides and reinforced resin coated plywood floor	○	○	○	○	-	-	○	○	○	○	-	-	○	○	○	○	-	-	-
Power take off - engine with specific wiring	○	○	○	○	-	-	○	○	○	○	-	-	○	○	○	○	-	-	○
Tow bar (13 pin plug, 9 wired)	○	○	○	○	○	○	○	○	○	○	○	○	○	○	○	○	○	○	-
SAFETY AND SECURITY																			
Alarm	●	●	●	●	●	●	●	●	●	●	●	●	●	●	●	●	●	●	●
Airbag - front passenger with deactivation	○	○	○	○	○	○	○	○	○	○	○	○	○	○	○	○	○	○	○
Airbag - front lateral, curtain and front passenger with deactivation ^{(17) (18)}	○	○	○	○	○	○	○	○	○	○	○	○	○	○	○	○	○	○	○
Bulkhead - full steel (deletes mobile office and load through facility)	●	●	●	●	-	-	○	○	○	○	-	-	○	○	○	○	-	-	-
Bulkhead - full steel with glazing	○	○	○	○	-	-	○	○	○	○	-	-	○	○	○	○	-	-	-
Bulkhead - full steel with glazing (deletes mobile office and load through facility) and front passenger bench seat with underseat storage	-	-	-	-	-	-	○	○	○	○	-	-	○	○	○	○	-	-	-
Bulkhead - full steel with load-through facility + Mobile Office (fold down middle seat with laptop station and detachable A4 clipboard holder)	○	○	○	○	-	-	●	●	●	●	-	-	●	●	●	●	-	-	-
Bulkhead - full steel with glazing + load-through facility + Mobile Office (fold down middle seat with laptop station and detachable A4 clipboard holder)	○	○	○	○	-	-	-	-	-	-	-	-	-	-	-	-	-	-	-
Bulkhead - full steel with glazing + load-through facility + Mobile Office (fold down middle seat with laptop station and detachable A4 clipboard holder)	-	-	-	-	-	-	○	○	○	○	-	-	○	○	○	○	-	-	-
Delete bulkhead (also deletes mobile office and load through facility on Business+ and Sport)	○	○	○	○	-	-	○	○	○	○	-	-	○	○	○	○	-	-	●
Cruise control with speed limiter	○	○	○	○	○	○	○	○	○	○	○	○	●	●	●	●	●	●	○
Engine speed limiter (56mph/90kmh or 62mph/100kmh or 68mph/110kmh)	○	○	○	○	○	○	○	○	○	○	○	○	○	○	○	○	○	○	○
Key - 3 button with selective opening and electric front windows - driver's side one-touch descending	○	○	○	○	○	○	○	○	○	○	○	○	○	○	-	-	-	-	○
Key - 3 button with selective opening	-	-	-	-	-	-	-	-	-	-	-	-	○	○	○	○	○	○	-
Key - hands-free key card and electric front windows - driver's side one-touch descending ⁽³⁾	○	-	○	-	○	○	○	-	○	-	○	○	○	○	-	-	-	-	-
Key - Hands-free key card ⁽³⁾	-	-	-	-	-	-	-	-	-	-	-	-	○	○	○	○	○	○	-
Key - 2 button with single door opening	○	○	○	○	○	○	○	○	○	○	○	○	○	○	○	○	○	○	○
Key - 3 button with selective opening and single door opening and electric front windows - driver's side one-touch descending	○	○	○	○	○	○	○	○	○	○	○	○	○	○	-	-	-	-	○
Key - 3 button with selective opening and single door opening	-	-	-	-	-	-	-	-	-	-	-	-	○	○	○	○	○	○	-
Key - additional (third)	○	○	○	○	○	○	○	○	○	○	○	○	○	○	○	○	○	○	○
Digital tachograph with upgraded battery	○	○	○	○	○	○	○	○	○	○	○	○	○	○	-	-	-	-	○
Digital tachograph with upgraded battery - Without Navigation system - 2x15W DAB radio with AUX input, Bluetooth and USB socket	-	-	-	-	-	-	-	-	-	-	-	-	-	-	○	○	○	○	-

	BUSINESS PANEL VAN				BUSINESS CREW VAN		BUSINESS+ PANEL VAN				BUSINESS+ CREW VAN		FORMULA EDITION		SPORT PANEL VAN		SPORT CREW VAN		PLATFORM CAB
	SWB		LWB		SWB	LWB	SWB		LWB	SWB	LWB	SWB	LWB	SWB	LWB	SWB	LWB		
	Low roof	High roof	Low roof	High roof			Low roof	Low roof										High roof	
Rear parking sensors	o	o	o	o	o	o	●	●	●	●	●	●	●	●	●	●	●	●	-
Rear parking camera and rear parking sensors with front fog lights and automatic headlights and wipers ⁽²⁾	o	-	o	-	o	o	-	-	-	-	-	-	o	o	-	-	-	-	-
Rear parking camera with automatic headlights and wipers ⁽²⁾	-	-	-	-	-	-	o	-	o	-	o	o	o	o	-	-	-	-	-
Rear parking camera ⁽²⁾	-	-	-	-	-	-	-	-	-	-	-	-	o	o	o	o	o	o	-
Tyre pressure monitoring system	o	o	o	o	o	o	o	o	o	o	o	o	o	o	o	o	o	o	o
Wide view mirror	o	o	o	o	o	o	●	●	●	●	●	●	●	●	●	●	●	●	-
Without spare wheel	o	o	o	o	o	o	o	o	o	o	o	o	o	o	o	o	o	o	o
SEATING																			
Single passenger's seat - height and lumbar adjustment with armrest - passenger front airbag	o	o	o	o	o	o	-	-	-	-	o	o	-	-	-	-	o	o	o
Single passenger's seat - height and lumbar adjustment with armrest - passenger front airbag and Bulkhead - full steel (deletes mobile office and load through facility)	-	-	-	-	-	-	o	o	o	o	-	-	o	o	o	o	-	-	-
Single passenger's seat - height and lumbar adjustment with armrest - passenger front airbag and Bulkhead -full steel with glazing (deletes mobile office and load through facility)	-	-	-	-	-	-	o	o	o	o	-	-	o	o	o	o	-	-	-
Heated driver's seat with airbag - front lateral, curtain and front passenger with deactivation	o	o	o	o	o	o	o	o	o	o	o	o	o	o	o	o	o	o	o
Heated driver's and single passenger seat with airbag - front lateral, curtain and front passenger with deactivation	o	o	o	o	o	o	-	-	-	-	o	o	o	o	-	-	o	o	o
Heated driver's and single passenger seat with airbag - front lateral, curtain and front passenger with deactivation and Bulkhead - full steel (deletes mobile office and load through facility)	-	-	-	-	-	-	o	o	o	o	-	-	o	o	o	o	-	-	-
Heated driver's and single passenger seat with airbag - front lateral, curtain and front passenger with deactivation and Bulkhead -full steel with glazing (deletes mobile office and load through facility)	-	-	-	-	-	-	o	o	o	o	-	-	o	o	o	o	-	-	-
DOORS AND WINDOWS																			
Electric front windows - driver's side one-touch descending	o	o	o	o	o	o	o	o	o	o	o	o	●	●	●	●	●	●	o
Interior side panels - load area ⁽¹⁴⁾	o	o	o	o	●	●	o	o	o	o	●	●	o	o	o	o	●	●	-
Right side loading door - unglazed	o	o	o	o	-	-	o	o	o	o	-	-	o	o	o	o	-	-	-
Left and right side loading doors - glazed with opening windows	-	-	-	-	o	o	-	-	-	-	o	o	-	-	-	-	●	●	-
Left and right side loading doors - glazed with opening windows and rear doors - 180° glazed, heated, rear wipers	-	-	-	-	o	o	-	-	-	-	o	o	-	-	-	-	-	-	-
Left and right side loading doors - glazed with opening windows and rear doors - 180° glazed, heated, rear wipers and bulkhead - full steel with glazing	o	o	o	o	-	-	-	-	-	-	-	-	-	-	-	-	-	-	-
Left and right side loading doors - glazed with opening windows and rear doors - 180° glazed, heated, rear wipers and bulkhead - full steel with load-through facility - glazed and Mobile Office	o	o	o	o	-	-	-	-	-	-	-	-	-	-	-	-	-	-	-
Left and right side loading doors - glazed with opening windows and rear doors - 180° glazed, heated, rear wipers and bulkhead - full steel with load-through facility - glazed	-	-	-	-	-	-	o	o	o	o	-	-	o	o	o	o	-	-	-
Left and right side loading doors - glazed with opening windows and tailgate, heated, rear wipers and bulkhead -full steel with glazing	o	-	o	-	-	-	-	-	-	-	-	-	-	-	-	-	-	-	-
Left and right side loading doors - glazed with opening windows and tailgate, heated, rear wipers and bulkhead -full steel with load-through facility - glazed and Mobile Office	o	-	o	-	-	-	-	-	-	-	-	-	-	-	-	-	-	-	-
Left and right side loading doors - glazed with opening windows and tailgate, heated, rear wipers and bulkhead -full steel with load-through facility - glazed	-	-	-	-	-	-	o	-	o	-	-	-	o	o	o	o	-	-	-
Left and right side loading doors - glazed with opening windows and tailgate, heated, rear wipers	-	-	-	-	o	o	-	-	-	-	o	o	-	-	-	-	-	-	-

● = Standard (therefore no cost) o = Optional - = Not available * Not compatible with climate control for dCi 95, ENERGY dCi 95 or dCi 120 engines.

[illegible]

	BUSINESS PANEL VAN				BUSINESS CREW VAN		BUSINESS+ PANEL VAN				BUSINESS+ CREW VAN		FORMULA EDITION		SPORT PANEL VAN		SPORT CREW VAN		PLATFORM CAB	
	SWB		LWB		SWB	LWB	SWB		LWB		SWB	LWB	SWB	LWB	SWB	LWB	SWB	SWB	LWB	
	Low roof	High roof	Low roof	High roof	Low roof		Low roof	High roof	Low roof	High roof	Low roof		Low roof		Low roof		Low roof			
VISIBILITY																				
Automatic headlights and wipers with front fog lights	o	o	o	o	o	o	o	o	o	o	o	o	o	o	●	●	●	●	o	
Front fog lights	o	o	o	o	o	o	o	o	o	o	o	o	o	o	-	-	-	-	o	
COMFORT AND STORAGE																				
Climate control and electric front windows - driver's side one-touch(with automatic headlights and wipers and fog lights) ⁽⁶⁾	o	o	o	o	o	o	-	-	-	-	-	-	o	o	-	-	-	-	o	
Climate control and electric front windows - driver's side one-touch(with automatic headlights and wipers and fog lights) ⁽⁶⁾	-	-	-	-	-	-	o	o	o	o	o	o	o	o	-	-	-	-	-	
Climate control ⁽⁶⁾	-	-	-	-	-	-	-	-	-	-	-	-	o	o	o	o	o	o	-	
Comfort Pack (Crew Van Only) 2nd row of passenger seat with two dividing armrests, individual seats with ISOFIX (left and right seats) and underseat storage, left and right side loading doors - glazed with opening windows) ⁽¹⁷⁾	-	-	-	-	o	o	-	-	-	-	o	o	-	-	-	-	●	●	-	
Luxe Pack (Crew Van Only) (3 individual interior roof mounted spotlights for the 2nd row, 2x15w roof mounted speakers for the 2nd row, the reclining ability of the 2nd row of seats, 2 x Sunblind's	-	-	-	-	-	-	-	-	-	-	-	-	-	-	-	-	o	o	-	
Manual air conditioning with pollen filter	o	o	o	o	o	o	●	●	●	●	●	●	●	●	●	●	●	●	o	
Smoker pack	o	o	o	o	o	o	o	o	o	o	o	o	o	o	o	o	o	o	o	
Steering wheel - leather with cruise control	o	o	o	o	o	o	o	o	o	o	o	o	o	o	●	●	●	●	o	
Coat hooks x2 - (load area, on bulkhead)	o	o	o	o	-	-	o	o	o	o	-	-	o	o	o	o	-	-	-	
12V power socket in load area	o	o	o	o	o	o	o	o	o	o	o	o	●	●	o	o	o	o	-	
COMMUNICATION																				
2x15W DAB radio & CD player with Bluetooth, AUX input and USB socket	o	o	o	o	o	o	o	o	o	o	o	o	o	o	-	-	-	-	o	
MediaNav multimedia system: 7" touchscreen, Navteq navigation, DAB/FM/AM tuner, 2x20W speakers, Bluetooth® hands-free calls, USB and AUX sockets ⁽⁷⁾⁽⁸⁾	o	o	o	o	o	o	o	o	o	o	o	o	o	o	●	●	●	●	o	
TMC Traffic Information ⁽¹⁵⁾	o	o	o	o	o	o	o	o	o	o	o	o	o	o	o	o	o	o	o	
Renault R-Link Evolution 7" touch screen multimedia and satellite navigation with 2x20W radio with AUX input, Bluetooth, USB socket and DAB (includes 12 months free TomTom LIVE services) + cruise control with speed limiter compatible with Android Auto™ ⁽⁷⁾⁽⁸⁾	o	o	o	o	o	o	o	o	o	o	o	o	o	o	-	-	-	-	o	
R-Link multimedia system: 7" touchscreen, TomTom® LIVE navigation, FM/AM/DAB tuner, 2x20W speakers, Bluetooth® audio streaming and hands-free calls, USB and AUX sockets, voice control, vehicle applications compatible with Android Auto™ ⁽⁷⁾⁽⁸⁾	-	-	-	-	-	-	-	-	-	-	-	-	o	o	o	o	o	o	-	
TomTom live services and R-Link connectivity: 36 month subscription ⁽⁹⁾	o	o	o	o	o	o	o	o	o	o	o	o	o	o	o	o	o	o	o	
Western Europe map upgrade for R-LINK ⁽¹⁰⁾	o	o	o	o	o	o	o	o	o	o	o	o	o	o	o	o	o	o	o	
Western Europe map upgrade for MediaNav ⁽¹⁰⁾	o	o	o	o	o	o	o	o	o	o	o	o	o	o	o	o	o	o	o	
NO MediaNav or Renault R-Link 7" touch screen satellite navigation	●	●	●	●	●	●	●	●	●	●	●	●	●	●	o	o	o	o	●	
Smartphone cradle ^(a)	o	o	o	o	o	o	●	●	●	●	●	●	●	●	●	●	●	●	o	
Tablet cradle ^{(11) (b)}	o	o	o	o	o	o	o	o	o	o	o	o	o	o	o	o	o	o	o	

● = Standard (therefore no cost) o = Optional - = Not available

(1) Not available with All-weather tyres (2) Not available on high roof versions (3) Incompatible with Climate control when ordered on dCi 95 OR dCi 120 variants OR high roof variants OR any dCi 120 variants (4) Must be ordered with either glazed tailgate or glazed rear doors (6) Incompatible with Hands-free keycard when ordered on dCi 95 OR dCi 120 variants (7) Incompatible with Digital tachograph (8) For list of compatible Bluetooth® devices visit <https://www.cdn.renault.com/content/dam/Renault/master/Services/multimedia/compatibilite-bluetooth/liste-compatibilite-bluetooth-r-link.pdf> (9) Can only be ordered with Renault R-Link multimedia system (10) Requires MediaNav or Renault R-Link (11) Incompatible with 2x15W DAB radio & CD player with AUX input, Bluetooth® and USB socket OR Renault MediaNav OR Renault R-Link (12) Incompatible with 17" Alloy Wheels (13) Must be taken with 16" DELOS Wheels & trims (14) Not Compatible with Plylining (15) Must be ordered with MediaNav multimedia system (16) Incompatible with ENERGY dCi 125 and ENERGY dCi 145 engines on Panel Vans (17) Crew Van Only (18) Lateral airbags not compatible with passenger bench seat - curtain airbag only (a) Supports phones up to 115mm in height and up to 59mm in width (b) Supports tablets 125mm to 265mm in width

Dimensions

STANDARD ROOF



DIMENSIONS (MM)

	SL27	SL29	LL29
Load volume (m³)	5.2	5.2	6.0
A Wheelbase	3098	3098	3498
B Overall length	4999	4999	5399
C Front overhang	933	933	933
D Rear overhang	968	968	968
E Overall width (without door mirrors)	1956	1956	1956
F Overall width (with door mirrors)	2283	2283	2283
G Overall height (unladen)	1971	1971	1971
Ground clearance	160	160	160
I Cargo area length at floor	2537	2537	2937
J Cargo area length with load-through facility	2950	2950	3350
K Cargo area length with load-through facility into footwell	3750	3750	4150
Width*height of the load through facility hatch	510*222	510*222	510*222
L Maximum loading area width	1662	1662	1662
M Width between wheel arches	1268	1268	1268
N Opening Width	1391	1391	1391
Height of rear doors	1320	1320	1320
O Headroom	1387	1387	1387
Sliding door width (useable)	988 (907)	988 (907)	(988) 907
Q Sliding door opening width (maximum)	1030	1030	1030
Height of side door opening	1284	1284	1284
Rear door width - top	1368	1368	1368
T Loading sill height (unladen)	552	552	552

WEIGHTS (KG)

	SL27		SL29		LL29	
	dCi 95, ENERGY dCi 95 & dCi 120	ENERGY dCi 125 & ENERGY dCi 145	dCi 95, ENERGY dCi 95 & dCi 120	ENERGY dCi 125 & ENERGY dCi 145	dCi 95, ENERGY dCi 95 & dCi 120	ENERGY dCi 125 & ENERGY dCi 145
Gross Vehicle Weight	2800	2820	2960	2980	3030	3040
Gross Train Weight	4800	4820	4960	4980	5030	5040
Maximum Payload^	1075	1077	1235	1237	1280	1280
Kerb Weight	1725	1743	1725	1743	1750	1760
1° axle kerb weight (Kg)	1088	1106	1088	1106	1123	1133
2° axle kerb weight (Kg)	637	637	637	637	627	627
Max Weight on front axle	1585	1585	1585	1585	1585	1585
Max Weight on rear axle	1650	1650	1650	1650	1650	1650
Braked trailer capacity	2000	2000	2000	2000	2000	2000
Unbraked trailer capacity	750	750	750	750	750	750

^Payload equals the Maximum Operating Mass (Gross Vehicle Mass or GVW) less the Kerb Mass. Kerb Mass is the weight of the complete vehicle including coolant, oil, a 90% full fuel tank, a 100% full AdBlue tank, spare wheel and jack, but excluding driver and crew. All Kerb Masses, and therefore Payloads quoted are subject to a 5% manufacturing tolerance and are based on the base level model. Any additional equipment added (options or accessories), or the selection of a higher trim level, could result in a higher Kerb Mass and a reduced Payload, and may increase CO₂ and decrease MPG figures

Technical Specifications

	dCi 95	ENERGY dCi 95	dCi 120	ENERGY dCi 125	ENERGY dCi 145
Emissions level	Euro 6				
Type mine	4FL002, 4FL013, 4FL019	4FL103, 4FL113, 4FL119	3FL003, 3FL013, 3FL019	2FL003, 2FL013, 2FL019	1FL103, 1FL113, 1FL119
Max number of seats	3				
Warranty	3 years - 100,000 miles warranty 3 years road side assistance				
ENGINE					
Engine type	R9M H4 70 KW	R9M H4 70 KW	R9M H4 89 KW	R9M D4 92 KW	R9M D4 107 KW
Engine capacity	1598				
Injection type	Common Rail				
Fuel type	Diesel				
Stop&Start with Energy Smart Management	N/A	Standard	N/A	Standard	Standard
Number of cylinders	4				
Number of valves	16				
Bore / Stroke (mm)	80 * 79.5				
Particules Filter	Yes (on engine)	Yes (on engine)	Yes (on engine)	Yes (underbody)	Yes (underbody)
Max engine power (at rpm)	70 (95) at 3500 rpm	70 (95) at 3500 rpm	88 (120) at 3500 rpm	92 (125) at 3500 rpm	107 (145) at 3500 rpm
Max torque Nm (at rpm)	260 (1500)	260 (1500)	300 (1500)	320 (1500)	340 (1500)
Fuel tank capacity (litres)	80				
GEARBOX					
Type	Manual : PF6				
Number of Forward Gears	6				
Vehicle speeds (Mph) at 1000 rpm: in 1st gear	6.63	6.63	6.63	7.02	6.75
Vehicle speeds (Mph) at 1000 rpm: in 2nd gear	12.39	12.39	12.39	13.95	13.42
Vehicle speeds (Mph) at 1000 rpm: in 3rd gear	19.97	19.97	19.97	22.75	21.89
Vehicle speeds (Mph) at 1000 rpm: in 4th gear	30.7	30.7	30.7	33.03	31.78
Vehicle speeds (Mph) at 1000 rpm: in 5th gear	39.17	39.17	39.17	42.62	41
Vehicle speeds (Mph) at 1000 rpm: in 6th gear	50.43	50.43	50.43	53.47	51.45
Reverse	7.12	7.12	7.12	8.01	7.71
STEERING					
Power assisted steering	Standard				
Turns lock-to-lock (PAS)	3.2				
ø Turning circle between kerbs (m)	Short wheelbase : 11.84 Long wheelbase : 13.17				
ø Turning circle between walls	Short wheelbase : 12.4 Long wheelbase : 13.73				
DRIVE TRAIN					
Type	Front wheel drive				
TYRES					
Tyre size (standard)	205/65 R16C 107/105T ENERGY dCi 145 engines : 215/65 R16C 106/104T				
Tyre size (with 17" alloy wheels 'Cyclade') - Standard on Sport versions, optional otherwise	215/60 R17C 109/107T				
BRAKING SYSTEM					
Servobrake: Single (S), Double (D) - ø (")	S 11"				
Front: plain disc (DP), Vent disc (DV) ø (mm)	DV: Ø 296x28 - Mono-piston Ø 60				
Rear: drum (T), plain disc (DP), Vent disc (DV) ø (mm)	DP: Ø 280x12 - Mono- piston Ø 41				
PERFORMANCE					
Maximum speed mph (km/h)	95 (154)	95 (153)	103 (166)	108 (174)	112 (181)
Acceleration 0-62 mp/h (seconds)	15.4	15.4	12.6	11.9	10.9
SERVICING INTERVALS					
Service Intervals	25,000 miles / 2 years				

Dimensions

HIGH ROOF

SH



SH



SH



LH



LH



LH



DIMENSIONS (MM)

	SH29	LH29
Load volume (m ³)	7.2	8.6
A Wheelbase	3098	3498
B Overall length	4999	5399
C Front overhang	933	933
D Rear overhang	968	968
E Overall width (without door mirrors)	1956	1956
F Overall width (with door mirrors)	2283	2283
G Overall height	2465	2465
Ground clearance	160	160
I Cargo area length at floor	2537	2937
J Cargo area length with load-through facility	2950	3350
K Cargo area length with load-through facility into footwell	3750	4150
Width*height of load through facility hatch	510*222	510*222
L Maximum loading area width	1662	1662
M Width between wheel arches	1268	1268
N Opening Width	1391	1391
Height of rear doors	1820	1820
O Headroom	1898	1898
Sliding door opening width (useable)	988 (907)	988 (907)
Q Sliding door opening width (maximum)	1030	1030
Height of side door opening	1284	1284
Rear door width - top	1368	1368
T Loading sill height (unladen)	552	552

WEIGHTS (KG)

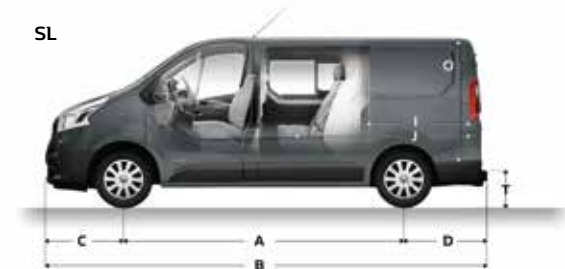
	SH29 ENERGY dCi 125 & ENERGY dCi 145	LH29 ENERGY dCi 125 & ENERGY dCi 145
Gross Vehicle Weight	2980	3070
Gross Train Weight	4980	5070
Maximum Payload [^]	1158	1200
Kerb Weight	1822	1870
1° axle kerb weight (Kg)	1125	1155
2° axle kerb weight (Kg)	697	715
Max Weight on front axle	1585	1585
Max Weight on rear axle	1650	1650
Braked trailer capacity	2000	2000
Unbraked trailer capacity	750	750

[^]Payload equals the Maximum Operating Mass (Gross Vehicle Mass or GVW) less the Kerb Mass. Kerb Mass is the weight of the complete vehicle including coolant, oil, a 90% full fuel tank, a 100% full AdBlue tank, spare wheel and jack, but excluding driver and crew. All Kerb Masses, and therefore Payloads quoted are subject to a 5% manufacturing tolerance and are based on the base level model. Any additional equipment added (options or accessories), or the selection of a higher trim level, could result in a higher Kerb Mass and a reduced Payload, and may increase CO₂ and decrease MPG figures.

Dimensions

CREW VAN

SL



SL/LL



SL



LL



SL/LL



LL



DIMENSIONS (MM)

	SL29	SL29	LL29
Load volume (m³)	3.2	3.2	4.0
A Wheelbase	3098	3098	3498
B Overall length	4999	4999	5399
C Front overhang	933	933	933
D Rear overhang	968	968	968
E Overall width (without door mirrors)	1956	1956	1956
F Overall width (with door mirrors)	2283	2283	2283
G Overall height (unladen)	1971	1971	1971
Ground clearance	160	160	160
I Cargo area length at 400mm from the floor	1419	1419	1819
J Cargo area length at floor	1,914 - 2,023	1,914 - 2,023	2,314 - 2,423
K Maximum loading area width	1662	1662	1662
L Width between wheel arches	1268	1268	1268
M Opening Width	1391	1391	1391
Height of rear doors	1320	1320	1320
O Headroom	1387	1387	1387
Q Width of side loading door	1030	1030	1030
Height of side door opening	1284	1284	1284
Rear door width - top	1368	1368	1368
T Loading sill height (unladen)	552	552	552

WEIGHTS (KG)

	SL27					SL29					LL29				
	dCi 95	ENERGY dCi 95	dCi 20	ENERGY dCi 125	ENERGY dCi 145	dCi 95	ENERGY dCi 95	dCi 120	ENERGY dCi 125	ENERGY dCi 145	dCi 95	ENERGY dCi 95	dCi 120	ENERGY dCi 125	ENERGY dCi 145
Gross Vehicle Weight	2825	2825	2825	2825	2825	2834	2834	2834	2844	2844	2940	2940	2940	2950	2950
Gross Train Weight	4825	4825	4825	4825	4825	4834	4834	4834	4844	4844	4940	4940	4940	4950	4950
Maximum Payload^	980	980	980	980	980	989	989	989	989	989	1040	1040	1040	1040	1040
Kerb Weight	1845	1845	1845	1845	1845	1845	1845	1845	1855	1855	1900	1900	1900	1910	1910
1 st axle kerb weight (Kg)	1125	1125	1125	1135	1135	1125	1125	1125	1135	1135	1176	1176	1176	1186	1186
2 nd axle kerb weight (Kg)	720	720	720	720	720	720	720	720	720	720	724	724	724	724	724
Max Weight on front axle	1585	1585	1585	1585	1585	1585	1585	1585	1585	1585	1241	1241	1241	1251	1251
Max Weight on rear axle	1650	1650	1650	1650	1650	1650	1650	1650	1650	1650	844	844	844	844	844
Braked trailer capacity	2000	2000	2000	2000	2000	2000	2000	2000	2000	2000	2000	2000	2000	2000	2000
Unbraked trailer capacity	750	750	750	750	750	750	750	750	750	750	750	750	750	750	750

^Payload equals the Maximum Operating Mass (Gross Vehicle Mass or GVW) less the Kerb Mass. Kerb Mass is the weight of the complete vehicle including coolant, oil, a 90% full fuel tank, a 100% full AdBlue tank, spare wheel and jack, but excluding driver and crew. All Kerb Masses, and therefore Payloads quoted are subject to a 5% manufacturing tolerance and are based on the base level model. Any additional equipment added (options or accessories), or the selection of a higher trim level, could result in a higher Kerb Mass and a reduced Payload, and may increase CO₂ and decrease MPG figures.

Dimensions

PLATFORM CAB



DIMENSIONS (MM)	LL29
Wheelbase	3498
Maximum overall buildable length	5538
Maximum buildable load length	2990
Front overhang	933
Buildable rear overhang	1107
Overall width (without door mirrors)	1956
Overall buildable height	2700
Ground clearance	160
Width between wheel arches	1268
Loading sill height at rear (unladen)	552
Height	1953

WEIGHTS (KG)	LL29
	ENERGY dCi 125 & ENERGY dCi 145
Gross Vehicle Weight	3000
Gross Train Weight	5000
Maximum Payload^	1459
Kerb Weight	1541
1° axle kerb weight (Kg)	1133
2° axle kerb weight (Kg)	408
Max Weight on front axle	1585
Max Weight on rear axle	1650
Braked trailer capacity	2000
Unbraked trailer capacity	750

^Payload equals the Maximum Operating Mass (Gross Vehicle Mass or GVW) less the Kerb Mass. Kerb Mass is the weight of the complete vehicle including coolant, oil, a 90% full fuel tank, a 100% full AdBlue tank, spare wheel and jack, but excluding driver and crew. All Kerb Masses, and therefore Payloads quoted are subject to a 5% manufacturing tolerance and are based on the base level model. Any additional equipment added (options or accessories), or the selection of a higher trim level, could result in a higher Kerb Mass and a reduced Payload, and may increase CO₂ and decrease MPG figures.







Trafic Passenger

With seating for up to nine people, the Trafic Passenger is the ultimate way to transport clients, employees or the family. A long wheelbase version makes room for suitcases, tools or even the family dog. The Trafic Passenger Sport is equipped to move your passengers in style, whilst making your journey easier with a range of on-board technology as standard.

Standard features

BUSINESS



16" DELOS wheel trims



MUSCADE trim

TECHNOLOGY

- Trip computer
- DAB radio with Bluetooth®, USB socket and AUX input with 2x15W speakers
- 12v power socket (front)*
- 6 speed gearbox with gear shift indicator
- ECO mode button

INTERIOR

- 2nd row of 3 passenger seats, outer seats with ISOFIX points
- 3rd row of 3 passenger seats, removable
- Closed glove box
- Driver's seat with armrest - height adjustable, lumbar adjustment
- Steering wheel - reach and rake adjustment
- Electric front windows
- Parcel shelf
- Front passenger bench seat with underseat storage
- MUSCADE upholstery

EXTERIOR

- Left and right side loading doors - glazed & glazed rear quarter panels
- 80-litre fuel tank
- 20-litre AdBlue® tank
- Door mirrors - heated with electric adjustment and external temperature sensor
- 16" DELOS wheel trims
- Rear tailgate - glazed, heated with rear wipers
- Spare wheel with anti-theft spare wheel holder

SAFETY AND SECURITY

- Airbag - driver and front passenger
- ESC (Electronic Stability Control) with Hill Start Assist and Grip Xtend
- ABS with EBD (Electronic Brake force Distribution)
- Tyre pressure monitoring system
- Electronic immobiliser
- Remote central locking (2 button key)
- Deadlocking
- Alarm pre-wiring (see Accessories for Alarm)
- 2 ISOFIX points for 2nd row, outer seats
- Seatbelts - 3 point height-adjustable seatbelts with pretensioners and load limiters
- 4 disc brakes

*For compatible devices, please refer to <https://www.renault.co.uk/services/multimedia/bluetooth-compatibility.html>

Standard features

SPORT (additional equipment to Business)



17" CYCLADE alloy wheels



JAVA trim

TECHNOLOGY

- Automatic headlights and wipers
- Renault MediaNav Evolution 7" touch screen multimedia and navigation system
- Radio with DAB, Bluetooth® and USB socket and AUX input with 2x20W speakers*

INTERIOR

- Manual air conditioning and pollen filter
- Smartphone cradle^
- Leather steering wheel
- JAVA upholstery
- Premium dashboard with closeable upper dashboard storage
- Electronic front windows - driver's side one touch descending

EXTERIOR

- Metallic paint
- Body coloured front bumper, door rail, rear tail light column and door mirrors, brilliant black, high gloss logo surround and premium, chrome grille
- Left and right side loading doors - glazed with opening windows
- 17" CYCLADE alloy wheels

SAFETY AND SECURITY

- Front fog lights
- Rear parking sensors
- Cruise control and speed limiter

Trafic SpaceClass

With seating for up to 9 people the Trafic SpaceClass brings a unique luxury way to transport clients, employees or the family.

The Trafic SpaceClass allows passengers to create their own unique atmosphere with its individual LED lighting.

With up to 6 swivelling and removable seats the Trafic SpaceClass provides all the pleasure and comfort needed for both business and leisure activities.

Designed to comfortably accommodate up to 9 people, the Renault Trafic SpaceClass knows how to pamper its occupants. Its leather upholstery*, air conditioning, rear passenger heating (optional) and individual LED reading lights transform the private cockpit into both a place to relax and work. With 220V 3-pin plug, 12V and USB sockets passengers can easily charge their smartphones, tablets or computers.

The New Trafic SpaceClass is the ideal vehicle for executive travel ensuring customers and clients arrive at their destination fully informed thanks to its conference seating and rested. In Prestige or Adventurer trim the Trafic SpaceClass becomes a vehicle perfectly suited to larger families ensuring comfort and style for people wanting over 5 seats.

* Standard from Prestige (main leather sides synthetic)
**Accessorisied version





Comfort and space for all

TRAFIC SpaceClass is a mobile and tailored lounge on wheels. With more than 50 possible configurations, it is fully customisable. Benches or swivel seats on rails, reading lamps, for all passengers, individually adjustable seatbacks and armrest, sliding table, beds, etc. Not to mention many practical storage areas and large boot capacity. It is modular and roomy for comfortable journeys.



Driving pleasure

Raised driving position, ergonomic heated leather seats, new leather steering wheel, R-LINK (optional) or Media Nav (standard) intuitive multimedia system, large storage space, climate control, etc. The TRAFIC SpaceClass functional and tidy cockpit will give you real driving pleasure during all your family and business trips.



Generous interior space

TRAFIC SpaceClass also offers you one of the best interior spaces on the market. Its generous dimensions at all seats is combined with a very large boot capacity. Depending on your chosen version, you will have significant usable volume. Up to 6m³ when you remove all seats in the passenger area.



Modular design

With more than 50 possible configurations, two to three seats in the first row and up to six seats in the rear, TRAFIC SpaceClass adapts to all your uses and to the wishes of each passenger. Benches or individual swivel seats on rails, facing the road or face-to-face, sliding table, beds, etc. Your guests can make the space their own. Table shown is an additional accessory.

Standard features

SPACECLASS (additional equipment to Sport)



17" CYCLADE DIAMOND alloy wheels*



RIVIERA LEATHER trim*

TECHNOLOGY

- 220V 3-pin plug socket and 12V socket in row 3
- 2 USB ports in rear passenger area

INTERIOR

- Full leather steering wheel with satin chrome panted insert
- 2 (2+1) benches on rails (with easy-entry system) with 2 ISOFIX on each bench
- 6 individual LED reading lights for passengers in row 2 & 3

- Bottle holders in 3rd row
- Automatic climate control – manual heating and air conditioning in rear passenger area
- Single passenger seat

EXTERIOR

- Glossy black style for distinctive design
- Dark tinted privacy glass
- Integrated LED Daytime Running Lights headlights
- 17" CYCLADE DIAMOND alloy wheels

SPACECLASS ADVENTURER (in addition to SpaceClass)

- 2nd row – 2 individual Captain Chairs fitted on the integrated floor rails that swivel
- 3rd row rear bench fully adjustable on integrated floor rails converts into a fully flat bed suitable for two adults

SPACECLASS PRESTIGE (in addition to SpaceClass)

- 2nd row – 2 individual Captain Chairs fitted on the integrated floor rails that swivel
- Leather RIVIERA** upholstery

Key information

For prices, please refer to the Renault Van Price Guide available at your local dealer and on www.renault.co.uk

VERSIONS	CO ₂ (g/km) [†]	VED Year 1	Combined fuel consumption (mpg) [†]	HP
BUSINESS SWB 9 SEAT				
SL27 ENERGY dCi 95 Business E6	155	£500	47.1	95
SL27 ENERGY dCi 125 Business E6	145	£200	50.4	125
SL27 ENERGY dCi 145 Business E6	152	£500	47.9	145
SL29 ENERGY dCi 95 Business E6	155	£500	47.1	95
SL29 ENERGY dCi 125 Business E6	145	£200	50.4	125
SL29 ENERGY dCi 145 Business E6	152	£500	47.9	145
BUSINESS LWB 9 SEAT				
LL29 ENERGY dCi 95 Business E6	155	£500	47.1	95
LL29 ENERGY dCi 125 Business E6	145	£200	50.4	125
LL29 ENERGY dCi 145 Business E6	152	£500	47.9	145
SPORT NAV SWB 9 SEAT				
SL27 ENERGY dCi 125 Sport Nav E6	145	£200	50.4	125
SL27 ENERGY dCi 145 Sport Nav E6	152	£500	47.9	145
SL29 ENERGY dCi 125 Sport Nav E6	145	£200	50.4	125
SL29 ENERGY dCi 145 Sport Nav E6	152	£500	47.9	145
SPORT NAV LWB 9 SEAT				
LL29 ENERGY dCi 125 Sport Nav E6	145	£200	50.4	125
LL29 ENERGY dCi 145 Sport Nav E6	152	£500	47.9	145
SPACECLASS SWB				
SL27 ENERGY dCi 125	155	£500	48.7	125
SL27 ENERGY dCi 145	159	£500	47.1	145
SPACECLASS LWB				
LL27 ENERGY dCi 125	155	£500	48.7	125
LL27 ENERGY dCi 145	159	£500	47.1	145
SPACECLASS ADVENTURER SWB				
SL27 ENERGY dCi 125*	155	£500	48.7	125
SL27 ENERGY dCi 145*	159	£500	47.1	145
SPACECLASS ADVENTURER LWB				
LL27 ENERGY dCi 125*	155	£500	48.7	125
LL27 ENERGY dCi 145*	159	£500	47.1	145
SPACECLASS PRESTIGE SWB				
SL27 ENERGY dCi 125*	155	£500	48.7	125
SL27 ENERGY dCi 145*	159	£500	47.1	145
SPACECLASS PRESTIGE LWB				
LL27 ENERGY dCi 125*	155	£500	48.7	125
LL27 ENERGY dCi 145*	159	£500	47.1	145

* Accessorised version

† Official fuel consumption figures are produced for comparison purposes and are measured according to the European Regulation 692/2008 and may not reflect real life driving results. These figures are specific for a vehicle type and not for a single vehicle. Real world fuel (actual) consumption can vary as the fuel efficiency of a vehicle is influenced by driving behaviour, weather and road conditions. The use of technical equipment for example air conditioning, can also effect the fuel consumption. For further information, please visit the Vehicle Certification Agency web site www.vca.gov.uk. For more information on CO₂ banding and Company Car & Van Tax Benefit in Kind go to www.renault.co.uk

Equipment and options

	BUSINESS 9 SEAT		SPORT 9 SEAT		SPACECLASS 9 SEAT (inc Adventurer & Prestige)	
	SWB	LWB	SWB	LWB	SWB	LWB
EXTERIOR						
16" steel wheels with DELOS wheel stylers	●	●	○	○	○	○
17" 'Cyclade' alloy wheels ⁽¹⁾	○	○	●	●	●	●
All weather tyres ⁽²⁾	○	○	-	-	-	-
Metallic Paint	○	○	●	●	●	●
Front bumper, rear tail light column and door rail - body coloured	○	○	-	-	-	-
Front bumper, rear tail light column, door rail, door mirror and side moulding - body coloured	-	-	-	-	○	○
LOADING, TOWING AND CONVERTING						
Conversion interface box	○	○	○	○	○	○
Battery Interface	○	○	○	○	●	●
Tow bar	○	○	○	○	○	○
SAFETY AND SECURITY						
Alarm	○	○	○	○	○	○
Airbag - front lateral, curtain ⁽⁹⁾	○	○	○	○	○	○
Cruise control with speed limiter	○	○	●	●	●	●
Engine speed limiter (56mph/90kmh OR 62mph/100kmh OR 68mph/110kmh)	○	○	○	○	○	○
Key - 3 button with selective opening	○	○	○	○	○	○
Hands free key card and engine Start button	○	○	○	○	○	○
Key - 2 button with selective opening	○	○	○	○	○	○
Key - 3 button with selective opening and single door opening	○	○	○	○	○	○
Key - additional (third)	○	○	○	○	○	○
Rear parking sensors	○	○	●	●	●	●
Front & Rear parking sensors	-	-	-	-	○	○
Rear parking camera and rear parking sensors with front fog lights and automatic headlights and wipers	○	○	-	-	-	-
Rear parking camera	-	-	○	○	○	○
Front & Rear parking sensors with rear parking camera	-	-	-	-	○	○
SEATING						
Delete second row of passenger seats	○	○	○	○	○	○
Delete third row of passenger seats (turns the vehicle into a 6 seat)	○	○	○	○	○	○
Passenger's seat - height and lumbar adjustment with armrest (turns the vehicle into an 8 seat)	○	○	○	○	●	●
Passenger's bench seat	●	●	●	●	○	○
Leather upholstery (2+3+3 seats) (SpaceClass only)	-	-	-	-	○	○
Leather upholstery (2+2+bed bench) (SpaceClass Adventurer only)	-	-	-	-	○	○
Heated driver's seat with airbag - front lateral & curtain	○	○	○	○	○	○
Heated driver's & passenger's seat with airbag - front lateral & curtain	-	-	○	○	○	○
Wheelchair Accessible Conversion without 3rd row of seats	○	○	○	○	-	-
Wheelchair Accessible Conversion	○	○	○	○	-	-
Wheelchair Accessible Conversion including a single side folding seat left hand side 3rd row without 3rd row of seats	○	○	○	○	-	-
DOORS AND WINDOWS						
Left and right side loading doors - glazed with opening windows	○	○	●	●	●	●
Rear doors - glazed, 180°, with rear wipers and rear heated window	○	○	○	○	-	-
Extra tinted windows ⁽³⁾	○	○	○	○	-	-
VISIBILITY						
Automatic headlights and wipers, electric front windows (driver's side 'one touch' descending) and front fog lights	○	○	●	●	●	●
Front fog lights	○	○	●	●	●	●
COMFORT AND STORAGE						
Manual air conditioning with pollen filter	○	○	●	●	-	-
Manual air conditioning with pollen filter (front & rear)	○	○	-	-	-	-
Manual air conditioning with pollen filter (front & rear)	-	-	○	○	-	-
Manual air conditioning with pollen filter (front & rear) with additional rear heater	○	○	-	-	-	-
Manual air conditioning with pollen filter (front & rear) with additional rear heater	-	-	○	○	-	-
Automatic front and manual rear climate control	-	-	-	-	●	●
Automatic front and manual rear climate control with external heater	-	-	-	-	○	○
Smoker pack	○	○	○	○	○	○

	BUSINESS 9 SEAT		SPORT 9 SEAT		SPACECLASS 9 SEAT (inc Adventurer & Prestige)	
	SWB	LWB	SWB	LWB	SWB	LWB
Luggage net	○	○	○	○	○	○
Steering wheel - leather with cruise control	○	○	●	●	●	●
COMMUNICATIONS						
2X15W DAB radio & CD player with AUX input, Bluetooth and USB socket ⁽⁴⁾	○	○	-	-	-	-
2X15W DAB radio & CD player with AUX input, Bluetooth and USB socket (ilo MediaNav) ⁽⁴⁾	-	-	○	○	○	○
MediaNav Evolution 7" touch screen multimedia & satellite navigation with 2x20W radio with AUX input, Bluetooth, USB socket & DAB ⁽⁴⁾	○	○	●	●	●	●
Live Traffic Information (MediaNav compatible only)	○	○	○	○	○	○
Renault R-Link Evolution 7" touch screen multimedia & satellite navigation with 2x20W radio with AUX input, Bluetooth, USB socket and DAB (includes 12 months free TomTom LIVE services) + cruise control with speed limiter compatible with Android AutoTM ⁽⁴⁾	○	○	-	-	-	-
Renault R-Link Evolution 7" touch screen multimedia & satellite navigation with 2x20W radio with AUX input, Bluetooth, USB socket and DAB (includes 12 months free TomTom LIVE services) + cruise control with speed limiter compatible with Android AutoTM ⁽⁴⁾	-	-	○	○	○	○
Connectivity + TomTom Live 3 year subscription (for Renault R-Link)	○	○	○	○	○	○
TomTom Live 3 years subscription ⁽⁵⁾	○	○	○	○	○	○
Western Europe map upgrade ⁽⁶⁾	○	○	○	○	○	○
Smartphone cradle	○	○	●	●	●	●
Tablet cradle ^{(4) (7)}	○	○	-	-	-	-
Tablet cradle (ilo MediaNav) ^{(4) (7)}	-	-	○	○	○	○
Without MediaNav	●	●	○	○	○	○

● = Standard (therefore no cost) ○ = Optional - = Not available

(1) Not available with All-weather tyres (2) Not available with 17" 'Cyclade' alloy wheels (3) Must be ordered with either glazed tailgate or glazed rear doors (4) Incompatible with Digital tachograph (5) For list of compatible Bluetooth® devices visit <https://www.cdn.renault.com/content/dam/Renault/master/Services/multimedia/compatibilite-bluetooth/liste-compatibilite-bluetooth-r-link.pdf> (6) Can only be ordered with Renault R-Link (7) Requires MediaNav or Renault R-Link (8) Incompatible with 2x15W DAB radio & CD player with AUX input, Bluetooth® and USB socket AND Renault MediaNav 7" touch screen multimedia & satellite navigation with 2x20W radio with AUX input, Bluetooth® USB socket and DAB AND Renault R-Link multimedia system (9) Lateral airbags not compatible with passenger bench seat - curtain airbag only (a) Supports phones up to 115mm in height and up to 59mm in width (b) Supports tablets 125mm to 265mm in width



Wheelchair Accessible Vehicle

Renault have developed a specialist Wheelchair Accessible Vehicle (WAV*) version of the Trafic Passenger vehicle.

The Trafic WAV complies with European Whole Vehicle Type Approval on accessibility conditions for people with reduced mobility or wheelchair users.

The conversion is based on the Trafic 9 seat Minibus, with a 3-fold aluminium ramp, which allows easy access to the rear of the vehicle. There is a standard anti-slip floor and 4 detachable tie down clamps for wheelchairs with 4 manually adjustable retractors to restrain the wheelchair in its position. Please see option page for more details.

The Renault Trafic WAV is available as an option on all SWB and LWB variants in the following configurations:

- 9/8 seat with wheelchair position (6/5 of which can be used when utilising the wheelchair position)
- 6/5 seat with wheelchair position
- 6/5 seat with wheelchair position and folding rear side seat next to the wheelchair position.



* Not compatible with Trafic SpaceClass



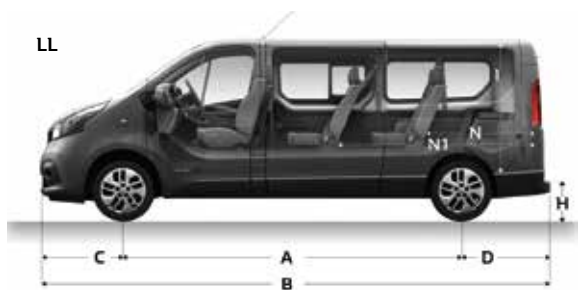
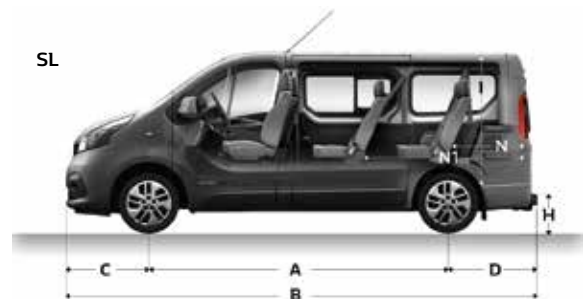
Technical Specifications

	ENERGY dCi 95	ENERGY dCi 125	ENERGY dCi 145
Emissions level		Euro 6	
Max number of seats	9	9	9
Warranty	3 years - 100,000 miles warranty 3 years road side assistance		
ENGINE			
Engine type	R9M413	R9M452	R9M452
Engine capacity		1598	
Injection type		Common Rail	
Fuel type		Diesel	
Start/Stop + ESM		Yes	
Number of cylinders		4	
Number of valves		16	
Bore / Stroke (mm)		80 * 79.5	
Particules Filter	Yes (on engine)	Yes (on engine)	Yes (underbody)
Max engine power KW (hp)	70 (95)	92 (125)	107 (145)
Max engine power (rpm)		3500	
Max torque Nm (rpm)	260 (1500)	320 (1500)	340 (1750)
Fuel tank capacity (litres)		80	
GEARBOX			
Type		Manual	
Number of Forward Gears		6	
STEERING			
Power assisted steering		Standard	
Turns lock-to-lock (PAS)		3.2	
ø Turning circle between kerbs (m)		Short wheelbase : 11.84 / Long wheelbase : 13.17	
ø Turning circle between walls (m)		Short wheelbase : 12.4 / Long wheelbase : 13.73	
DRIVE TRAIN			
Type		Front wheel drive	
TYRES			
Tyre size (standard)	SL27/SL29 205/65R16C 105/107T. Except ENERGY dCi 140 : 215/65R16C 106/104T LL29 : 215/65R16C 106/104T		
Tyre size (with 17" alloy wheels 'Cyclade') - Standard on Sport versions, optional otherwise	215/60 R17C 109/107T		
BRAKING SYSTEM			
Servobrake: Single (S), Double (D) - ø (")		S 11"	
Front: plain disc (DP), Vent disc (DV) ø (mm)		DV: Ø 296x28 - Mono-piston Ø 60	
Rear: drum (T), plain disc (DP), Vent disc (DV) ø (mm)		DP: Ø 280x12 - Mono- piston Ø 41	
PERFORMANCE			
Maximum speed mph (km/h)	95 (153)	105 (169)	110 (177)
Acceleration 0-62 mp/h (seconds)	15.9	11.8	11.1
FUEL CONSUMPTION			
CO ₂ emissions (g/km)	155	145	152
Urban - mpg (litres/100km) [†]	41.5 (6.8)	44.1 (6.4)	42.8 (6.6)
Extra Urban - mpg (litres/100km) [†]	52.3 (5.1)	55.4 (5.1)	52.3 (5.4)
Combined - mpg (litres/100km) [†]	47.1 (6.0)	50.4 (5.6)	47.9 (5.9)
SERVICE INTERVALS			
Service Intervals	25,000 miles / 2 years		

[†] Official fuel consumption figures are produced for comparison purposes and are measured according to the European Regulation 692/2008 and may not reflect real life driving results. These figures are specific for a vehicle type and not for a single vehicle. Real world fuel (actual) consumption can vary as the fuel efficiency of a vehicle is influenced by driving behaviour, weather and road conditions. The use of technical equipment for example air conditioning, can also effect the fuel consumption. For further information, please visit the Vehicle Certification Agency web site www.vca.gov.uk. For more information on CO₂ banding and Company Car & Van Tax Benefit in Kind go to www.renault.co.uk

Dimensions

TRAFIC PASSENGER



DIMENSIONS (MM)

	SL27	SL29	LL29
A Wheelbase	3098	3098	3498
B Total length (with tailgate open / rear doors open)	4999 (6129 / 5814)	4999 (6129 / 5814)	5399 (6529 / 6214)
C Front overhang	933	933	933
D Rear overhang	968	968	968
E Maximum width (without door mirrors)	1956	1956	1956
F Maximum width (with door mirrors)	2283	2283	2283
G Maximum height (unladen)	1971	1971	1971
Maximum height (laden)	1910	1910	1912
H Sill height (unladen)	552	552	552
Ground clearance	160	160	160
Elbow room	1624	1624	1624
Front interior width	1652	1652	1652
I Headroom	1369	1369	1369
Rear door width - top	1368	1368	1368
J Rear width - bottom	1391	1391	1391
K Width between wheel arches	1268	1268	1268
L Maximum interior width	1662	1662	1662
M Sliding door width (maximum)	1030	1030	1030
Height of side door opening	1284	1284	1284
N (N1) Cargo area length (Without 3rd row of seats)	736 (1650)	736 (1650)	1136 (2050)

Accessories



Boot Entry Guard

Protect your vehicle from everyday wear and tear.



Parking Sensors

Manoeuvre more safely around town or a worksite with the option of front and rear parking sensors.*



Leather seating

Add an extra touch of class and luxury to your Renault Traffic. Available in Black, for the Van range, Crew Van range and Passenger range.*



Balmoral alloy wheels

Give your Renault Traffic a stylish sport look with black Diamond-cut alloy wheels. **For post-registration fitting only.**



Side Steps

Heavy Duty Sidestep / Running Boards stylishly facilitate access in and out of the vehicle.



Towbars

A range of Renault tow bars offer excellent durability and sync perfectly with the ESC system to activate Trailer Swing Assist.

For prices, please refer to the Renault Van Price Guide available at your local dealer and on www.renault.co.uk

*Leather facings with synthetic leather sides and backs. Image shown is not representative of the Crew Van trim level and is for illustration purposes only. #Rear parking sensors are not compatible with factory fit rear parking sensors.

Accessory Range

OPTIONS

DESIGN
Sport+ Pack - Sport+ striping and decals, LEDs, Side steps/bars, Front spoiler plus fog light surrounds, High level rear spoiler
Balmoral Alloy Wheel and tyre (set of 4)*
Side chrome bars SWB
Side chrome bars LWB
Chrome mirror covers
Front air deflectors
Traffic Sidesteps SWB
Traffic Sidesteps LWB
LEATHER
Leather - (Van range - 3 seats)**
Leather - (Crew Van range - 6 seats)**
Leather - (Passenger range - 9 seats)**
Artisan Leather -(Van range - 3 seats)**
Artisan Leather -(Crew Van range - 6 seats)**
Artisan Leather -(Passenger range - 9 seats)**
CHEVRONS
H1 Full Rear (Standard Height Chevron)
H1 without window panel (Standard Height)
H1 lower half height
Top half
PROTECTION
Protection Pack - Alarm, Boot Entry Guard, Front Parking Sensor, Rear Parking Sensors
Ply Lining SL
Ply Lining LL
Ply Lining LL Crew
Alarm - Thatcham Category 1
Boot Entry Guard
Front Parking Sensors
Rear Parking Sensors (not compatible with factory rear parking sensors)
Rubber Mats (1st Row)
Textile Mats
Heavy Duty seat covers in black, front seats

SERVICE PLANS†

Service Plan 1 years / 25,000 miles
Service Plan 2 years / 50,000 miles
Service Plan 3 years / 75,000 miles

*Fitting not included. For post-registration fitting only. **Leather facings with synthetic leather sides and backs. † For Service Plan terms and conditions please visit renault.co.uk/serviceplan

MULTIMEDIA
Focal Music Speakers 4.0
TRANSPORT & TOWING
Roof Rack Pack – SWB, Low roof (including roof rack and ladder)
Roof Rack Pack - LWB, Low roof (including roof rack and ladder)
Standard Towbar + 13 Pin Electrics
Removable Towbar + 13 Pin Electrics
Interior roof rack SWB (L1) only
READY 4 WORK
Traffic Standard Storage System – offside racking (L1)
Traffic Standard Storage System – offside racking (L2)
SAFETY
DeadLock Kit-Front Door
DeadLock Kit-Passenger Front Door
DeadLock Kit-SideLoading Door
DeadLock Kit-Passenger SideLoading Door
DeadLock Kit-Rear Door
OBD Port Protector-Kit
Deadlock 4 Door Set-Driver,Passenger,Side Loading, Rear bar
Deadlock 2 Door Set-Side Loading, Rear bar
SlamLock 2 Door Set - Side Loading, Rear Bar
ArmourShell 2 Door Mini Set- Side Loading, Rear bar - Black
SlamHandle 2 Door Set - Side Loading Rear bar - Stainless Steel
SlamHandle 2 Door Set - Side Loading Rear bar - Black
PedalBox-Standard Kit (Manual)
Kenwood Dashcam
ADBLUE
AdBlue® 1.89L
AdBlue® 4L Starter kit
AdBlue® 4L Refill
AdBlue® 10L
TRAFFIC SPACECLASS
SpaceClass Table

Renault Pro+, the expert brand




Renault has been part of the light commercial vehicles (LCV) market for over a century, providing our commercial customers with versatile and innovative solutions in both our products and services.

We have taken over a century's worth of experience in the LCV market along with learnings from our strong customer relationships and created Renault Pro+, an expert brand dedicated to both our loyal and new light commercial vehicle customers alike. Encompassing our award winning products, services and commitments, Renault Pro+ builds on a strong foundation to inspire further creative innovations. This allows us to offer our customers a tailored approach including bespoke solutions to suit all their needs. Our customers deserve a high quality experience and as professionals we strive to understand each other.

The specialised Renault Pro+ network

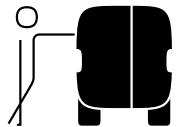

Within the Renault network, certain sales outlets are Renault Pro+ specialists. They meet specific commitments.*



Renault Pro+

We have 9 precise commitments

1. Trained sales and after-sales advisors specialising in the Renault vehicle range, for business customers
2. An extensive display of Renault products
3. A representative range of Renault vehicles available for demonstration and test drives
4. Reasonable effort will be made within 24 hours of a pre-booked appointment, to identify and provide a diagnosis with a transparent quotation, prior to any in service repair work being carried out
5. Finance products designed to meet the needs of the professional customer
6. An introduction to an after-sales advisor when a vehicle is delivered to a dealership
7. Extended opening hours for business customers upon request
8. Service appointments within 3 working days
9. A courtesy vehicle in the same category where possible if your vehicle is off the road





Renault Services

3 Years Warranty

Your vehicle is covered by a warranty package for up to 3 years from date of first registration (unlimited mileage during the first 24 months, followed by a further 1 year limited to a total mileage of 100,000). Your Renault Dealer is able to repair or replace without charge, parts that are found to have a material or assembly defect that is recognised by Renault. The paintwork warranty runs for 3 years and the anti-corrosion warranty for 12 years.

For Warranty Terms and Conditions please visit www.renault.co.uk/warranty.

3 Years Renault Assistance

Should you need it, we'll provide emergency roadside repairs or tow you to the nearest Renault Dealer. This service is available 24 hours a day and is provided for 36 months from the date of first registration. Assistance is provided within the UK & Northern Ireland only at roadside, home and includes national recovery and onward travel. Assistance applies to mechanical or electrical defects which are covered by warranty.

For Renault Assistance Terms and Conditions please visit www.renault.co.uk/assistance

Servicing options*

A Renault Service Plan or Loyalty Pack allows you to budget for the future cost of your routine servicing. It really is the hassle-free way to take care of your Renault and benefits of servicing with Renault include;

- Inflation Proof Servicing - You know exactly what you'll pay and there are no hidden costs
- Peace of Mind - No matter where life takes you, we'll be there in over 5000 workshops across Europe
- Renault Expertise & Quality - Our highly trained technicians know your Renault inside out

We have a range of product and payment types to meet the needs of practically all of our customers. For prices, please refer to the Renault Van Price Guide available at your local dealer and on www.renault.co.uk

Service Intervals

25,000 miles / 2 years: Traffic all engines and versions

Renault Network Services

No-one is better placed than Renault to maintain, fit and repair your Renault, fast. The Renault Minute (maintenance and repair with no appointment necessary) and Renault Rapide Bodycare (bumper scuffs, dings and dents, windscreen, stone chips and interior repairs...) services deliver the highest level of repair and maintenance and offer a full year's guarantee on Original Renault Parts. And don't forget to have a look at our wide range of additional equipment and accessories!

Renault iCare

Is an innovative Service, Maintenance & Repair product that supplies Business customers with a fully supported, managed hassle free service and maintenance package.

Renault iCare is a "Pay-As-You-Go" product that insures your vehicle is maintained by Renault technical experts when work is required.

iCare provides the following benefits:

- Full Service, Maintenance & Repair cover in the Renault Dealer Network
 - Tyres can be included within the contract at an additional fixed cost
 - Ancillary equipment can also be included (at an additional fixed monthly cost)
 - Excludes: Damage/Neglect/Abuse/Glass & Bulbs
- A fixed, pre agreed pence per mile rate
- No excess mileage charges at the end of the contract
- No pooled mileage administration
- Minimalise downtime

For more information and to obtain a quote based on your requirements, please speak to your local Renault Business dealer or visit www.renault.co.uk/icare

Customer Relations

Renault knows the value of communicating with its customers and we have established effective ways to keep in touch with you. If, after speaking to your local Renault dealership, you are not completely satisfied, please contact the Renault UK Customer Relations Department on 0344 3350000* (Mon-Fri 9.00am to 5.30pm, except Weds 10.00am to 5.30pm. Closed on Bank Holidays). You can also visit our website www.renault.co.uk or write to us at: Renault UK Ltd, The Rivers Office Park, Denham Way, Maple Cross, Rickmansworth, Hertfordshire, WD3 9YS.

Finance options**

There are a wide variety of ways in which the purchase of a new vehicle can be financed. Renault Finance offers all of them, so whether you're a fleet buyer or private buyer, Renault Finance is ideally placed to tell you which plan or combination of plans best suits your needs and circumstances.



Continue the Renault Traffic experience
at www.renault.co.uk



Although every effort has been made to ensure that the information contained within this brochure is as accurate and up to date as possible, Renault U.K. reserves the right to modify its models without notice, including their characteristics, specifications, equipment and accessories. Brochures inevitably become out of date or inaccurate in some respects, in that such characteristics, specifications equipment, or accessories may be changed after the publication date given below and can differ from the descriptions given or the photos displayed. It is therefore necessary to check with your Renault Dealer before purchasing any product that the characteristics, specifications, equipment or accessories of the vehicle on order are as advertised. The colours that appear in this document may differ slightly from the actual paint and upholstery colours.

Renault recommends 


 Prodigious

Photo credits: © Renault Marketing 3D-Commerce, A. Bernier, R. Richter, S. Agnetti, O. Banet, D. Meunier – Printed in EC – 7701 380 810 – 1 February 2018



PURE VANS

Telephone - 01633-212944

Email - sales@purevans.com

www.purevans.com