



PURE VANS

Telephone - 01633-212944

Email - sales@purevans.com

www.purevans.com



Innovation
that excites

NISSAN NV300



[Introduction](#) | [Exterior design](#) | [Interior](#) | [Technology](#) | [Versatility](#) | [Performance](#) | [Safety](#) | [Door configurations and Engines](#) | [Accessory](#) | [Technical Specifications](#) | [Price list](#) | [Commitments](#)

[Print](#) | [Close](#)



LCV AN UNBEATABLE LINEUP



NISSAN

OFFICIAL LIGHT COMMERCIAL VEHICLE
OF THE UEFA CHAMPIONS LEAGUE



At Nissan, we're constantly innovating for your business - coming up with clever new ways to deliver class-leading space and enhanced efficiency, improved versatility and durability, increased cost savings and ease of use. We engineer excitement and innovation round the clock to make your daily routine smoother, your work more fun and keep you ahead of the game. Because nothing beats the feeling of a job done smarter.

[Introduction](#) | [Exterior design](#) | [Interior](#) | [Technology](#) | [Versatility](#) | [Performance](#) | [Safety](#) | [Door configurations and Engines](#) | [Accessory](#) | [Technical Specifications](#) | [Price list](#) | [Commitments](#)

[Page 1](#) | [Page 2](#) | [Page 3](#)

[Print](#) | [Close](#)



PICK YOUR PLAYER

YOU CAN ASK A LOT OF THE NEW NISSAN NV300, and trust it to respond. It has everything you need for your business: low on running costs, big on comfort, plus exceptional load-carrying flexibility for its practical, mid-size van dimensions. As you'd expect from a Nissan, the NV300 is also built to be thoroughly dependable. A promise that's supported by our five year warranty.



"Reliability is vital; my business depends on always getting to my customers on time. So the Nissan 5 Year Warranty is a big bonus. It shows Nissan has real confidence in its engineering, build quality and reliability, and that gives me confidence too."



"I'm driving most of the day, which means performance and fuel efficiency are really crucial. My NV300 gives me a smooth drive with good acceleration if I need it, and the economy's really good too. It means driving is more relaxed and my bank balance benefits too."



"Nissan has a great range of LCVs, and they all have features that are useful for my business. I chose the NV300 because it's the right size for my current need. When my business grows it's good to know that I can move up a size and still drive a Nissan."



"My NV300 is more than a van to me, it's also my office. I need to process paperwork, get hold of parts and keep in touch with customers when I'm on the move, so that's why I chose the NV300. It makes it easy to be organised and efficient, and that's a good image to show customers."



[Introduction](#) | [Exterior design](#) | [Interior](#) | [Technology](#) | [Versatility](#) | [Performance](#) | [Safety](#) | [Door configurations and Engines](#) | [Accessory](#) | [Technical Specifications](#) | [Price list](#) | [Commitments](#)

[Page 1](#) | [Page 2](#) | [Page 3](#)

[Print](#) | [Close](#)



GET THE JOB DONE


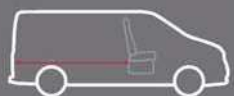
UP TO
1,280KG
PAYLOAD

UP TO
8.6M³
CARGO
VOLUME



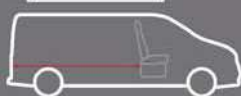
x3

EUROPALLET



x10

2.5M
PLASTERBOARDS



With an impressive load space you can easily load three Europallets or ten 2.5M plasterboards. With its bulkhead flap, NV300 enables you to carry long items up to 3.75M in the L1 and up to 4.15M in the L2.

DESIGNED FOR YOU



VAN



CREW VAN



COMBI



PLATFORM CAB

THERE'S AN IDEAL NV300 FOR YOU. Choose from two lengths and heights for the Panel Van, two lengths for the Combi or Crew Van, or the long Platform Cab, which is ready for your specific conversion.

KEY PERFORMANCE INDICATOR

ROOM FOR LOADS, COMFORT FOR PEOPLE

NV300 PANEL VAN can take up to 8.6M³ of cargo and up to 1,280kg payload while the Crew Van carries a team of six plus the tools you need for the job. Combi will seat up to nine people in spacious comfort.



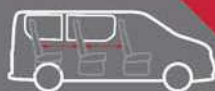
VAN

UP TO **8.6M³**
CARGO CAPACITY



CREW VAN

UP TO **4.0M³**
WITH 6 PERSONS



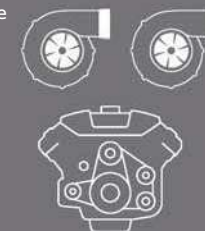
COMBI

UP TO **9 SEATS**
WITH PLENTY OF ROOM



LIGHT ON FUEL, STRONG ON POWER

The 1.6 dCi NV300 engine is available with 4 different outputs: two Single Turbo producing 95PS or 120PS, and two Twin Turbo offering 125PS or 145PS. Twin Turbo engines develop more torque from low revs and more power at high speeds for even better driveability.



KEEP IN TOUCH



NissanConnect by LG*

Keep in touch with NissanConnect, your navigation, communication and audio-entertainment system. Display maps, music, info and phone files on your 7" colour touch screen, get voice guidance across Europe, enjoy hands-free connectivity and listen to all your music in any format through CD, iPod, MP3, USB or Bluetooth* audio streaming.

*Standard on Tekna models

LOW RUNNING COSTS

All NV300 engines are EURO6 compliant. Their low fuel consumption coupled to 2 years / 25,000 miles service intervals contributes to the NV300's low running costs.


[Introduction](#) | [Exterior design](#) | [Interior](#) | [Technology](#) | [Versatility](#) | [Performance](#) | [Safety](#) | [Door configurations and Engines](#) | [Accessory](#) | [Technical Specifications](#) | [Price list](#) | [Commitments](#)

[Page 1](#) | [Page 2](#) | [Page 3](#)

[Print](#) | [Close](#)



EXACTLY YOURS. A comprehensive range plus many options make it easy to choose the perfect NV300 for your business. There are two lengths and heights for Panel Van, two lengths for Crew Van and Combi, and a long wheelbase Platform Cab for conversions. **ENJOY DECIDING!**






DEMANDS LESS, GIVES YOU MORE

WITH ITS LOW RUNNING COSTS, the NV300 is always good for your business. Both its Single and Twin Turbo engines are impressively economical, while Stop/Start and other smart energy management features help save more fuel. And you have the reassurance of knowing the NV300 is covered by the exceptional Nissan 5 year, 100,000 mile warranty.

47.9 MPG
STOP/START & ECO MODE

TWIN | **125**
TURBO | PS



INSPIRED THINKING. SMARTER LOADING.

As well as a roomy and adaptable load space, NV300 packs in lots of practical, helpful details. The sort of inspired ideas that turn a challenge into a job well done.



OTHER FEATURES INCLUDE:

- 12V socket located on the cargo area*
- Optional interior roof storage rack available for items up to 2.0M long/13kg
- Optional glazed rear doors or tailgate
- tow a braked trailer up to 2000kg



Bulkhead flap lifts to allow extra long objects – up to 3.75M in the L1 NV300 or 4.15M in the L2 NV300 (Standard on Acenta & Tekna Panel Van models).



Sliding side door is over a metre wide, so will easily take a Europallet.




Side-hinged rear doors open 90°/180° for wide access. For even wider access, 270° rear doors are available as an option.



Up to 18 Anchorage rings available to keep your load secure.

*Standard on Acenta and Tekna Panel Van & Crew Van models only





FROM 5.2 TO 8.6M³
LOAD SPACE VOLUME

3 EUROPALLETS
CAPACITY

1,662MM
MAX LOAD SPACE WIDTH

1,898MM
MAX LOAD SPACE HEIGHT

TAKE MORE ON BOARD, EASILY

The NV300 is built to make your working day simpler. It's easy to load a Europallet through the wide rear opening, or through the sliding side doors, which also make kerbside deliveries quicker. You can get more done with the NV300.

[Introduction](#) | [Exterior design](#) | [Interior](#) | [Technology](#) | [Versatility](#) | [Performance](#) | [Safety](#) | [Door configurations and Engines](#) | [Accessory](#) | [Technical Specifications](#) | [Price list](#) | [Commitments](#)

[Page 1](#) | [Page 2](#) | [Page 3](#)

[Print](#) | [Close](#)






COMFORTABLE AND PRACTICAL

The NV300's cab is much more than a comfortable workplace. It's also a highly organised mobile office. There's up to 89 litres of storage space available for everything from paper clips and cups to large bottles and your laptop. The base of the passenger seat flips forward to reveal large storage bins (standard on Acenta & Tekna Panel Van models). The centre seatback folds flat and provides a removable A4 clipboard holder (standard on Acenta & Tekna Panel Van models). These are just some of the practical features that show we've thought about the way you work.

VAN INTERIOR FEATURES INCLUDE:

- 1. Storage for larger items beneath the passenger seats. (Acenta & Tekna Panel Van models only)
- 2. Clipboard holder inside centre seatback. Plus flat space for documents or laptop. (Acenta & Tekna Panel Van models only)
- 3. Convenient cup holder to safely hold your beverage.
- 4. Adjustable cradle for your smartphone. (Acenta & Tekna only)



Navigate anywhere like a local with clear images, voice guidance, and traffic info which helps you steer clear of delays.

Make your NV300 an entertainment and communication centre. Listen to your music library via Bluetooth.

Talk to customers and phone home. With NissanConnect hands-free technology, you can make and answer calls and access your contacts, with your hands safely on the wheel.



NissanConnect by LG
7" touch screen, navigation with traffic and USB map updates, DAB digital radio, Bluetooth smartphone integration, USB and jack socket connectivity.

NissanConnect by LG ADVANCED SIMPLICITY

Being on time and keeping in touch are crucial for any business. We make it easier with NissanConnect – our sophisticated yet simple to use multimedia system that syncs with your smartphone.



[Introduction](#) | [Exterior design](#) | [Interior](#) | [Technology](#) | [Versatility](#) | [Performance](#) | [Safety](#) | [Door configurations and Engines](#) | [Accessory](#) | [Technical Specifications](#) | [Price list](#) | [Commitments](#)

[Print](#) | [Close](#)



NV300 PANEL VAN LOVES LARGE LOADS

The NV300 Panel Van is a capable, roomy and reliable workhorse. Offering a large load space in a highly manoeuvrable medium size footprint, it's practical for city streets and relaxed on motorways.

ACCESS AND LOAD SPACE FEATURES INCLUDE:

- Side and rear doors take a Euro pallet with ease
- Rear doors with 180° opening (270° rear doors available as an option)
- Illuminated load area
- 12-volt electrical accessory socket in load area (Standard on Acenta & Tekna Panel Van & Crew Van models)
- Floor-mounted, load-securing eyes
- Bulkhead flap (standard on Acenta & Tekna Panel Van models only) extends load space length up to 3.75m (L1 versions) & up to 4.15m (L2 versions)



A 1.0M wide sliding door is available for one or both sides.



This clever device lets you shut just one of the rear doors, enabling you to carry longer loads safely (Standard on Acenta & Tekna Panel Van & Crew Van H1 models only).

[Introduction](#) | [Exterior design](#) | [Interior](#) | [Technology](#) | [Versatility](#) | [Performance](#) | [Safety](#) | [Door configurations and Engines](#) | [Accessory](#) | [Technical Specifications](#) | [Price list](#) | [Commitments](#)

[Page 1](#) | [Page 2](#) | [Page 3](#)

[Print](#) | [Close](#)



NV300 CREW VAN

READY FOR ANYTHING

The NV300 Crew Van is the flexible working solution. Your workmates have easy access through twin sliding doors, with room to travel to the job and back in comfort. With two van lengths available, there's space for your crew and up to 4.0M³ load capacity.

CREW AND LOAD SPACE FEATURES:

- From 3.2 to 4.0M³ max load space volume
- Payload up to 1,040kg
- Twin sliding side-access doors with fixed (Acenta) or opening (Tekna) windows
- High-strength plastic bulkhead
- 3-seater rear bench or individual seats with head restraints adjustable in height and tilting
- 3-Point inertia-reel safety belt on all seats



Up to 4.0M³ load space for tools and equipment.



Individually contoured rear bench seat for up to three passengers.



Large windows make interior light and airy.





NV300 COMBI

CREATE THE BEST IMPRESSION

Smart, spacious and offering a comfortable ride, the Combi will impress your passengers on the way to the airport, the game, in the city or on the motorway.

COMBI STANDARD FEATURES INCLUDE:

- Up to nine seat layout with choice of two wheelbases
- Twin sliding side-access doors with fixed (Acenta) or opening (Tekna) windows
- Second and third row contoured bench seats, each taking three passengers
- 60/40 split/fold seat back for second-row bench seat
- Fold and tumble facility for third row bench seat
- Removable second and third row bench seats
- Inertia-reel lap and diagonal seatbelts for all seats
- Rubber floor covering
- Half-height sidewall trim



Large sliding side doors and second row split/fold seat backs ensure easy access.



Folding or removable third row and removable second row seats offer flexible passenger/load space combinations.



Remove the second and third row seats and Combi gives you the load space of a Panel Van.

HIGH EFFICIENCY

The NV300's 1.6 litre dCi diesel engines combine the advantages of small capacity for impressive fuel economy, and turbo boost across the rev range. Four EURO6 compliant engines are available: Single Turbo with 95PS or 120PS and Twin Turbo with 125PS or 145PS.

1.6 dCi 145PS Twin Turbo



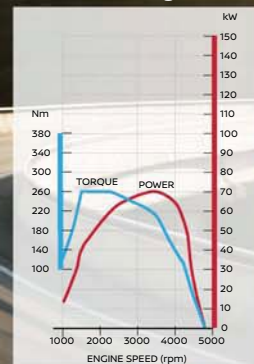
TWIN TURBO FEATURES

The first turbo produces high torque at low speeds, for more power when pulling away and restarting. The second turbo increases output at higher speeds, for constant, confident acceleration.

STOP/START

Standard on twin turbo engines and optional on the 95PS unit, the engine stops while waiting in traffic and restarts instantly when you press the clutch. You'll soon notice the fuel savings.

1.6 dCi 95PS Single Turbo



ECO MODE

Switch on to optimise fuel consumption, through max torque limitation, smoother accelerator response and anticipated gearshift indicator.

SMART ENERGY MANAGEMENT

This is a way of recovering energy from deceleration and braking to reduce overall fuel consumption.

EURO6 COMPLIANT

Selective Catalytic Reduction technology uses AdBlue to convert Nitrogen Oxide emissions to water, nitrogen and tiny amounts of carbon dioxide – natural elements we breathe safely every day.



[Introduction](#) | [Exterior design](#) | [Interior](#) | [Technology](#) | [Versatility](#) | [Performance](#) | [Safety](#) | [Door configurations and Engines](#) | [Accessory](#) | [Technical Specifications](#) | [Price list](#) | [Commitments](#)

[Print](#) | [Close](#)

THOUGHTFUL AND RESPONSIBLE

Your safety is important to us, so the NV300 is equipped with active safety systems including Electronic Stability Program (ESP), ABS with Electronic Brakeforce Distribution (EBD) and Extended Grip that optimises traction in difficult conditions (such as mud and snow), plus several thoughtful touches to make driving easier and keep you calmly in control.



i-KEY (OPTIONAL)

When you have your hands full, i-KEY allows hands-free front and rear door unlocking/locking and engine start.



REAR VIEW CAMERA (OPTIONAL)

Combined with rear parking sensors, it makes manoeuvring easier and safer.



BLIND SPOT MIRROR

(Standard on Acenta & Tekna Panel Van & Crew Van models)



ECO MODE

Activating Eco Mode helps you achieve the most fuel-efficient driving characteristics.



CRUISE CONTROL

Relax on long journeys. Combined with speed limiter to help you keep within the legal limits. (Standard on Tekna)



AUTO LIGHTS & WIPERS

Activate automatically so you can stay focused on the road. (Standard on Tekna)



TOWING

Optional TSM (Trailer Sway Mitigation) works with ESP to help keep you in control when towing.



HILL START ASSIST

Makes hill-starts safer and smoother by maintaining brake pressure for up to 2 seconds.

[Introduction](#) | [Exterior design](#) | [Interior](#) | [Technology](#) | [Versatility](#) | [Performance](#) | [Safety](#) | [Door configurations and Engines](#) | [Accessory](#) | [Technical Specifications](#) | [Price list](#) | [Commitments](#)

[Print](#) | [Close](#)



NV300
OPTIONAL DOOR CONFIGURATIONS

PANEL VAN



TWIN SLIDING DOORS

REAR DOORS



270°
PANELLED FRENCH DOORS



180° OR 270°
GLAZED FRENCH DOORS




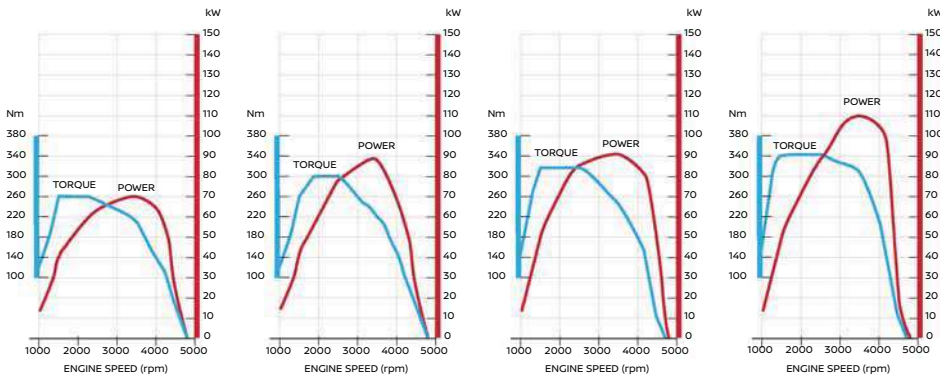
GLAZED TAILGATE

NV300
ENGINES



DIESEL ENGINES

	1.6 dCi 95PS with/wo Start/Stop	1.6 dCi 120PS	1.6 dCi 125PS Twin Turbo Start/Stop	1.6 dCi 145PS Twin Turbo Start/Stop
Capacity	1598cc	1598cc	1598cc	1598cc
Maximum power	95PS (70Kw) @3500rpm	120PS (89Kw) @3500rpm	125PS (92Kw) @3500rpm	145PS (107Kw) @3500rpm
Maximum torque	260Nm (192lb.ft.) @1500rpm	300Nm (221 lb.ft) @1750rpm	320Nm (236 lb.ft) @1500rpm	340Nm (250 lb.ft) @1750rpm
Configuration	4 cylinders, 4 valves per cylinder, double overhead camshafts			
Fuel/induction system	Variable geometry turbocharger with intercooler. Common rail fuel injection		Twin variable geometry turbocharger with intercooler. Common rail fuel injection	
Emissions compliance	Euro 6			
Service interval	25,000 miles or two-years (Whichever comes first)			



1



- 1 - STEEL ROOF RACK
- 2 - LED CARGO AREA STRIPLIGHTING
- 3 - FLOOR MATS: RUBBER
- 4 - REMOVABLE TOWBAR
- 5 - PROTECTION GRILLES FOR SIDE-HINGED REAR DOORS
- 6 - INTERIOR ROOF RACK
- 7 - EPOXY STEEL (BLACK) LADDER FOR SIDE-HINGED REAR DOOR



YOUR PERSONAL NV300

Nissan Genuine Accessories have been designed to meet your business needs, helping to make your daily routine easier.

[Introduction](#) | [Exterior design](#) | [Interior](#) | [Technology](#) | [Versatility](#) | [Performance](#) | [Safety](#) | [Door configurations and Engines](#) | [Accessory](#) | [Technical Specifications](#) | [Price list](#) | [Commitments](#)

[Page 1](#) | [Page 2](#)


[Print](#) | [Close](#)



NV300

CONVERSIONS

Wood trim comes as a Nissan branded conversion benefiting from 5-Year Warranty and hassle-free ordering.



NISSAN NV300 PANEL VAN

The NV300 is a flexible and highly adaptable LCV platform, designed to provide practical and user-friendly service to business drivers across a wide range of industries. These could include transportation and logistics, construction, property maintenance, multi-drop delivery, fast-fit repairs and mobile workshop.

VISIA

SAFETY AND SECURITY

- Driver airbag
- Nissan Anti Theft System immobiliser
- Remote central door locking
- Superlocking
- Anti-theft spare wheel carrier
- Full size spare wheel
- Vehicle Dynamic Control (VDC)
- Thatcham approved alarm system
- Hill Start Assist
- Extended grip
- Daytime Running Lights
- 2 button key (with single door opening function)

EXTERIOR STYLING

- 16" Steel wheels
- Half wheel covers
- 60:40 split 180 degree opening unglazed twin rear french doors
- Left side sliding panel door
- Roof rail fixings

INTERIOR STYLING

- 'Muscade' trimmed cloth seats
- 2 - seater front row passenger bench seat
- Height adjustable driver's seat
- Driver's armrest

COMFORT AND CONVENIENCE

- Steering column mounted audio controls
- Rake and Reach adjustable steering wheel
- Trip computer
- Front electric windows
- Electrically adjustable door mirrors
- Power steering
- Heated door mirrors
- 80 litre fuel tank
- 20 litre AdBlue® tank

AUDIO AND NAVIGATION

- AUX socket for MP3 Player
- USB port
- Bluetooth® telephone integration
- AM/FM/DAB audio system

CARGO AREA

- Full steel bulkhead without fixed window

OPTION PACKS*

- REAR GLAZING PACK (H1 MODELS ONLY)
 - Full steel bulkhead with fixed window
 - Glazed 180 degree rear french doors
 - Heated rear screen
 - Rear wipers

ACENTA

IN ADDITION TO VISIA

COMFORT AND CONVENIENCE

- Manual air conditioning (front)
- Driver's side one-touch electric windows
- Smartphone cradle

EXTERIOR STYLING

- Body coloured door mirrors
- Body coloured bumper (front)
- Body coloured rear light column
- Body coloured door rail
- Full wheel covers

INTERIOR STYLING

- Fold-down central seat with detachable A4 clipboard
- Under-seat storage

CARGO AREA

- 12V power socket
- Load-through facility in bulkhead

SAFETY AND SECURITY

- Blind spot mirror (in passenger sunvisor)
- Rear parking sensors
- Front fog lights

OPTION PACKS*

- REAR GLAZING PACK (H1 MODELS ONLY)
 - Full steel bulkhead behind driver with fixed window
 - Glazed 180 degree rear french doors
 - Heated rear screen
 - Rear wipers
- OFFSIDE DOOR PACK (L2H1 MODELS ONLY)
 - Offside sliding panel door
 - 270 degree rear doors



*Option Packs available at an additional cost.

*Option Packs available at an additional cost.



TEKNA

IN ADDITION TO ACENTA

SAFETY AND SECURITY

- Rain sensing windscreen wipers
- Automatic headlights

EXTERIOR STYLING

- 17" Alloy wheels**

INTERIOR STYLING

- Leather steering wheel
- Leather gear knob
- Closed upper dashboard storage
- 'Java' trimmed cloth seats

AUDIO AND NAVIGATION

- Nissan Connect by LG; Touchscreen, Satellite Navigation and Entertainment System


TECHNOLOGY

- Cruise control and speed limiter

OPTION PACKS*

- REAR GLAZING PACK (H1 MODELS ONLY)
 - Full steel bulkhead behind driver with fixed window
 - Glazed 180 degree rear french doors
 - Heated rear screen
 - Rear Wipers
- OFFSIDE DOOR PACK (L2H1 MODELS ONLY)
 - Offside sliding panel door
 - 270 degree rear doors

*Option Packs available at an additional cost
** Not available on H2



NISSAN NV300 CREW VAN

NV300 Crew Van has space for 6 passengers along with space for tools you need for the job. The Crew Van is equipped as standard with twin glazed sliding side doors.

ACENTA

SAFETY AND SECURITY

- Vehicle Dynamic Control (VDC)
- Hill Start Assist
- Extended Grip
- Superlocking
- Remote central door locking
- Driver airbag
- Daytime Running Lights
- 2 button key (with single door opening function)
- Full-size spare wheel
- Anti-theft spare wheel carrier
- Front fog lights
- Rear parking sensors
- Blind spot mirror (in passenger sunvisor)

CARGO AREA

- Rear bulkhead (behind 2nd row bench seat)
- 12V power socket

EXTERIOR STYLING

- 16" Steel wheels
- Full wheel covers
- Body coloured door mirrors
- Body coloured bumper (Front)
- 60:40 split 180 degree opening unglazed twin rear french doors
- Twin sliding side glazed doors
- Body coloured rear light column
- Body coloured door rail

INTERIOR STYLING

- 'Muscade' trimmed cloth seats
- 2-seater front row passenger bench seat
- Under-seat storage
- Fixed 2nd row
- 3-seater bench seat
- Driver armrest
- Plastic side trim up to windows

COMFORT AND CONVENIENCE

- Manual air conditioning (front)
- Heated door mirrors
- Electrically adjustable door mirrors
- Front electric windows
- Driver's side one-touch electric window
- Smartphone cradle
- Steering column mounted audio controls
- Driver's seat lumbar support
- Height adjustable driver's seat
- Power steering
- Trip computer
- Rake and Reach adjustable steering wheel

AUDIO AND NAVIGATION

- AUX socket for MP3 Player
- USB port
- Bluetooth® telephone integration
- AM/FM/DAB audio system

TEKNA

IN ADDITION TO ACENTA

EXTERIOR STYLING

- 17" Alloy wheels**
- Twin sliding glazed doors with slide opening windows

INTERIOR STYLING

- Leather steering wheel
- Leather gear knob
- Closed upper dash storage
- 'Java' trimmed cloth seats

AUDIO AND NAVIGATION

- Nissan Connect by LG; 7" Touchscreen Satellite Navigation and Entertainment System

SAFETY AND SECURITY


- Rain sensing windscreen wipers
- Automatic headlights

TECHNOLOGY

- Cruise control and speed limiter



*Not available on H2
**Extra Tinted glass is optional on NV300 Crew Van



NISSAN NV300 PLATFORM

The NV300 is more flexible than ever for today's business customers, and nowhere is that more obvious than with the Platform Cab. For operators with more bespoke LCV needs, this 'rolling chassis' can support conversions across a wide range of industries.

VISIA

SAFETY AND SECURITY

- Extended Grip
- Vehicle Dynamic Control (VDC)
- Hill Start Assist
- Thatcham approved immobiliser
- Alarm pre-wiring
- Remote central door locking
- Driver airbag
- 2 button key (with single door opening function)
- Full-size spare wheel
- Anti-theft spare wheel carrier
- Daytime Running Lights
- Superlocking

EXTERIOR STYLING

- 16" Steel wheels
- Half wheel covers

INTERIOR STYLING

- 'Muscade' trimmed cloth seats
- 2-seater front row passenger bench seat
- Height adjustable driver's seat
- Driver armrest

AUDIO AND NAVIGATION

- AUX socket for MP3 Player
- USB port
- Bluetooth® telephone integration
- AM/FM/DAB audio system

COMFORT AND CONVENIENCE

- Trip computer
- Electrically adjustable door mirrors
- Heated door mirrors
- Front electric windows
- Steering column mounted audio controls
- Driver's seat lumbar support
- Rake and Reach adjustable steering wheel
- Power steering

ACENTA

IN ADDITION TO VISIA

EXTERIOR STYLING

- Full wheel covers

INTERIOR STYLING

- Under-seat storage

COMFORT AND CONVENIENCE

- Manual air conditioning (front)
- Driver's side one-touch electric window
- Smartphone cradle



*LHD model not sold in the UK



NISSAN NV300 COMBI

The passenger version of the Nissan NV300 is called the Combi, and provides space for up to nine people (three rows of three seats). It still has room for their luggage, with carrying capacity of 550 and 890 litres for the L1 and L2 versions respectively. The modularity of the two rear bench seats ensures a choice of several layouts to further increase the boot capacity. Access to the third row is via the second row's outer seats, the backs of which can be lowered. Boot volume can be further adapted thanks to a luggage cover, which can be positioned at one of two heights. Cleverly, it can also be positioned vertically in order to compartmentalise the load carrying space.

ACENTA

SAFETY AND SECURITY

- Vehicle Dynamic Control (VDC)
- Hill Start Assist
- Extended Grip
- Thatcham approved alarm system
- Nissan Anti Theft System immobiliser
- Superlocking
- Remote central door locking
- Driver airbag
- Passenger airbag
- Daytime Running Lights
- 2 button key (with single door opening function)
- Full-size spare wheel
- Anti-theft spare wheel carrier
- ISOFIX childseat anchorage points (2nd row outer seats)
- Tyre Pressure Monitoring System

AUDIO AND NAVIGATION

- AUX socket for MP3 Player
- USB port
- Bluetooth® telephone integration
- AM/FM/DAB audio system

EXTERIOR STYLING

- 16" Steel wheels
- Full wheel covers
- Body coloured door mirrors
- Body coloured bumpers (Front)
- Glazed and Heated rear tailgate door with rear wiper
- Twin glazed sliding doors
- Body coloured rear light column
- Body coloured door rail

INTERIOR STYLING

- 'Muscade' trimmed cloth seats
- 2-seater front row passenger bench seat
- Under-seat storage
- Height adjustable driver's seat
- Parcel shelf
- 2nd row 3-seater bench seat (removable)
- 3rd row 3-seater bench seat (foldable and removable)
- Driver armrest

COMFORT AND CONVENIENCE

- Manual air conditioning (front)
- Electrically adjustable door mirrors
- Heated door mirrors
- Front electric windows
- Steering column mounted audio controls
- Driver's seat lumbar support
- Power steering
- Rake and Reach adjustable steering wheel
- Trip computer
- Driver's side one-touch electric window
- Front fog lights
- Smartphone cradle

TECHNOLOGY

- Rear parking sensors

TEKNA

IN ADDITION TO ACENTA

EXTERIOR STYLING

- 17" Alloy wheels
- Twin glazed sliding doors with opening windows

INTERIOR STYLING

- Leather steering wheel
- Leather gear knob
- Closed upper dash storage
- 'Java' trimmed cloth seats

AUDIO AND NAVIGATION

- Nissan Connect by LG; 7" Touchscreen Satellite Navigation and Entertainment System

TECHNOLOGY

- Cruise control and speed limiter
- Rain sensing windscreen wipers
- Automatic headlights



*Extra Tinted glass is optional



COLOURS

S - Solid Paint
M - Metallic Paint



Mercury Grey (M) **GRP**



Magma Red (S) **RMB**



Mole Grey (S) **GRT**



Oyster Grey (M) **GRC**



Jet Black (M) **BLK**



Glacier White (S) **WHI**



Panorama Blue (M) **B43**



Stone (M) **BGE**



Bamboo Green (S) **GBM**



Copper Brown (M) **BRT**

[Introduction](#) | [Exterior design](#) | [Interior](#) | [Technology](#) | [Versatility](#) | [Performance](#) | [Safety](#) | [Door configurations and Engines](#) | [Accessory](#) | [Technical Specifications](#) | [Price list](#) | [Commitments](#)

[Page 1](#) | [Page 2](#) | [Page 3](#) | [Page 4](#) | [Page 5](#) | [Page 6](#) | [Page 7](#) | [Page 8](#) | [Page 9](#) | [Page 10](#) | [Page 11](#)

[Print](#) | [Close](#)



TRIMS



Blue / Dark Grey seat trim



Grey / Dark Grey seat trim

ALLOYS



16" Steel Wheel



16" Steel Wheel with cover



17" Alloy Wheel*

*Not available on H2

NV300 DIMENSIONS

PANEL VAN L1 H1




PANEL VAN L1 H2



DIMENSIONS (MM)	L1H1	L1H2
Length (mm)	4999	
Width/width including mirrors (mm)	1956/2283	
Height (mm)	1971	2493
Wheelbase (mm)	3098	
Front overhang (mm)	933	935
Rear overhang (mm)	968	966
LOAD COMPARTMENT	L1H1	L1H2
Length at floor level (mm)	2537	
Length at floor level with bulkhead with trapdoor (mm)	2967	
Maximum length at floor level (with uplifted seat) (mm)	3750	
Length at 1 metre from the floor (mm)	2250	
Maximum width (mm)	1662	
Width between wheel arches (mm)	1268	
Height (mm)	1387	1898
Loading sill (mm)	552	
Load volume (m³)	5,2	7,2

SIDE SLIDING DOOR	L1H1	L1H2
Width at 600mm from floor (mm)	907	
Width at 100mm from floor (mm)	1030	
Height (mm)	1284	
REAR DOORS	L1H1	L1H2
Height (mm)	1320	1820
Width at 70mm from floor (mm)	1391	
WEIGHTS (KG)	L1H1	L1H2
	1000 kg	1200 kg
Vehicle weight (unladen) (kg)	1699	1800
Payload with driver* (kg)	1075	1158
GVW (kg)	2780	2960

*Payload equals the Maximum Operating Mass (Gross Vehicle Mass or GVW) less the Kerb Mass. Kerb Mass is the weight of the complete vehicle including coolant, oil, a 90% full fuel tank, spare wheel and jack, but excluding driver and crew. All Kerb Masses, and therefore Payloads quoted are subject to manufacturing tolerances and are based on the base level model. Any additional equipment added (options or accessories), or the selection of a higher trim level, can result in a higher Kerb Mass and a reduced Payload.



NV300 DIMENSIONS

PANEL VAN L2 H1



PANEL VAN L2 H2



DIMENSIONS (MM)	L2H1	L2H2
Length (mm)	5399	
Width/width including mirrors (mm)	1956/2283	
Height (mm)	1971	2490
Wheelbase (mm)	3498	
Front overhang (mm)	933	935
Rear overhang (mm)	968	966
LOAD COMPARTMENT	L2H1	L2H2
Length at floor level (mm)	2937	
Length at floor level with bulkhead with trapdoor (mm)	3350	
Maximum length at floor level (with uplifted seat) (mm)	4150	
Length at 1 metre from the floor (mm)	2650	
Maximum width (mm)	1662	
Width between wheel arches (mm)	1268	
Height (mm)	1387	1898
Loading sill (mm)	552	
Load volume (m³)	6	8,6

SIDE SLIDING DOOR	L2H1	L2H2
Width at 600mm from floor (mm)	907	
Width at 100mm from floor (mm)	1030	
Height (mm)	1284	
REAR DOORS	L2H1	L2H2
Height (mm)	1320	1820
Width at 70mm from floor (mm)	1391	
WEIGHTS (KG)	L2H1	L2H2
	1200 kg	1200 kg
Vehicle weight (unladen) (kg)	1720	1842
Payload with driver* (kg)	1280	1198
GVW (kg)	3000	3040

*Payload equals the Maximum Operating Mass (Gross Vehicle Mass or GVW) less the Kerb Mass. Kerb Mass is the weight of the complete vehicle including coolant, oil, a 90% full fuel tank, spare wheel and jack, but excluding driver and crew. All Kerb Masses, and therefore Payloads quoted are subject to manufacturing tolerances and are based on the base level model. Any additional equipment added (options or accessories), or the selection of a higher trim level, can result in a higher Kerb Mass and a reduced Payload.

NV300 DIMENSIONS

CREW VAN L1H1




CREW VAN L2H1



DIMENSIONS (MM)	L1H1	L2H1
Length (mm)	4999	5399
Width/width including mirrors (mm)	1956/2283	
Height (mm)	1971	
Wheelbase (mm)	3098	3498
Front overhang (mm)	933	935
Rear overhang (mm)	968	966
LOAD COMPARTMENT	L1H1	L2H1
Length at floor level (min/max) (mm)	1914/2023	2314/2423
Length at 1 metre from the floor (mm)	1340	1740
Maximum width (mm)	1662	
Width between wheel arches (mm)	1268	
Height (mm)	1387	
Loading sill (mm)	552	
Load volume (m³)	3,2	4,0

SIDE SLIDING DOOR	L1H1	L2H1
Width at 600mm from floor (mm)	907	
Width at 100mm from floor (mm)	1030	
Height (mm)	1284	
REAR DOORS	L1H1	L2H1
Height (mm)	1320	
Width at 70mm from floor (mm)	1391	
WEIGHTS (KG)	L1H1	L2H1
	1000 kg	1200 kg
	1200 kg	1200 kg
Vehicle weight (unladen) (kg)	1845	1900
Payload with driver* (kg)	975	987
GVW (kg)	2820	2832
	2832	2940

*Payload equals the Maximum Operating Mass (Gross Vehicle Mass or GVW) less the Kerb Mass. Kerb Mass is the weight of the complete vehicle including coolant, oil, a 90% full fuel tank, spare wheel and jack, but excluding driver and crew. All Kerb Masses, and therefore Payloads quoted are subject to manufacturing tolerances and are based on the base level model. Any additional equipment added (options or accessories), or the selection of a higher trim level, can result in a higher Kerb Mass and a reduced Payload.



NV300 DIMENSIONS

COMBI VAN



DIMENSIONS (MM)		L1H1	L2H1
Length (mm)		4999	5399
Width/width including mirrors (mm)		1956/2283	
Height (mm)		1971	
Wheelbase (mm)		3098	3498
Front overhang (mm)		933	
Rear overhang (mm)		968	
LOAD COMPARTMENT		L1H1	L2H1
Boot volume with 3rd row seat folded down (m³)		2,5	3,4
Length at floor level (mm)		736	1136
Maximum width (mm)		1662	
Width between wheel arches (mm)		1268	
Height (mm)		1369	
Loading sill (mm)		552	

SIDE SLIDING DOOR		L1H1	L2H1
Width at 600mm from floor (mm)		907	
Width at 100mm from floor (mm)		1030	
Height (mm)		1284	
REAR DOORS		L1H1	L2H1
Height of rear doors/tailgate opening (mm)		1320/1295	
Width at 70mm from the floor (mm)		1391	
WEIGHTS (KG)		L1H1	L2H1
		1000 kg/1200 kg	1200 kg
Number of passengers		9	
Vehicle weight (unladen) (kg)		1797/1807	1848
Payload with driver* (kg)		963/1128	1172
GVW (kg)		2760/2935	3020


*Payload equals the Maximum Operating Mass (Gross Vehicle Mass or GVW) less the Kerb Mass. Kerb Mass is the weight of the complete vehicle including coolant, oil, a 90% full fuel tank, spare wheel and jack, but excluding driver and crew. All Kerb Masses, and therefore Payloads quoted are subject to manufacturing tolerances and are based on the base level model. Any additional equipment added (options or accessories), or the selection of a higher trim level, can result in a higher Kerb Mass and a reduced Payload.

NV300 DIMENSIONS

PLATFORM VAN

DIMENSIONS		L2H1
Wheelbase (mm)	3498	
Front overhang (mm)	933	
Ground clearance	160	
Sill height	552	
OUTFITTING DIMENSIONS		L2H1
Overall outfitting length	5399	
Outfitting load length	2990	
Maximum outfitting width (with standard mirror)	1956	
Maximum outfitting width (with long arm mirror)	2185	
Overall outfitting height	2700	
Outfitting rear overhang	1107	


WEIGHTS		L2H1
	1200 kg	
Vehicle weight (unladen) (kg)	1541	
Payload with driver (kg)	1459	
GVW (kg)	3000	



NV300 VAN & CREW VAN TECHNICAL SPECIFICATIONS

		Van/Crew Van			
MODEL					
Length/Height		L1H1			
Engine		dCi 95	dCi 120	dCi 125 SS	dCi 145 SS
ENGINE PERFORMANCE & DESCRIPTION					
Engine capacity	cm³	1598			
Maximum torque	Nm	260	300	320	340
	Minimum RPM for torque maximum	1,500	1,750	1,500	1,750
Maximum engine performance	kw (PS)	70 (95)	89 (120)	92(125)	107 (145)
		3500			
Emission class		Euro 6			
Transmission		6-speed manual		6-speed manual Stop/Start	
Driven wheels		Front-wheel drive			
Diesel Particle Filter (DPF)		Yes			
Number of cylinders		4			
Number of valves		16			
FUEL CONSUMPTION & EMISSIONS					
C02 Emissions (Combined)	g/km	170	170	155	160
Fuel Consumption (Combined)	MPG	43.5	43.5	479	46.3
Fuel Tank Capacity	Litres	80			
AdBlue® Tank Capacity	Litres	20			
Max Speed	MPH	96	104	109	113
TYRES					
Tyre size		205/65 R16	205/65 R16	205/65 R16	215/65 R16
		215/ 60 R17 (models with alloy wheels)			
STEERING					
Turning circle (kerb-to-kerb)		11.8			
Turning circle (Wall-to-wall)		12.4			
SERVICING					
Service intervals		2 years / 25,000 miles			

Van		Van/Crew Van				Van	
L1H2		L2H1				L2H2	
dCi 125 SS	dCi 145 SS	dCi 95	dCi 120	dCi 125 SS	dCi 145 SS	dCi 125 SS	dCi 145 SS
1598							
320	340	260	300	320	340	320	340
1,500	1,750	1,500	1,750	1,500	1,750	1,500	1,750
92 (125)	107 (145)	70 (95)	89 (120)	92 (125)	107 (145)	92 (125)	107 (145)
3500							
Euro 6							
6-speed manual Stop/Start		6-speed manual		6-speed manual Stop/Start			
Front-wheel drive							
Yes							
4							
16							
175							
41.5	41.5	42.2	42.2	46.3	44.8	40.9	40.9
80							
20							
97	103	96	104	109	113	97	103
205/65 R16	215/65 R16	205/65 R16	205/65 R16	205/65 R16	215/65 R16	205/65 R16	215/65 R16
215/ 60 R17 (models with alloy wheels)							
11.8							
12.4		13.2					
		13.7					
2 years / 25,000 miles							




NV300 COMBI TECHNICAL SPECIFICATION

		Combi					
MODEL							
Length/Height		L1H1			L2H1		
Engine		dCi 95 SS	dCi 125 SS	dCi 145 SS	dCi 95 SS	dCi 125 SS	dCi 145 SS
ENGINE PERFORMANCE & DESCRIPTION							
Engine capacity	cm³	1598					
Maximum torque	Nm	260	320	340	260	320	340
	Minimum RPM for torque maximum	1,500	1,500	1,750	1,500	1,500	1,750
Maximum engine performance	kw (PS)	70 (95)	92(125)	107 (145)	70 (95)	92(125)	107 (145)
Emission class		3500					
		Euro 6					
Transmission		6-speed manual Stop/Start					
Driven wheels		Front-wheel drive					
Diesel Particle Filter (DPF)		Yes					
Number of cylinders		4					
Number of valves		16					
FUEL CONSUMPTION & EMISSIONS							
Co2 Emissions (Combined)	g/km	155	145	152	155	145	152
Fuel Consumption (Combined)	MPG	471	50.4	479	471	50.4	479
Fuel Tank Capacity	Litres	80					
AdBlue® Tank Capacity	Litres	20					
Max. Speed	MPH	96	109	113	96	109	113
TYRES							
Tyre size		215/65 R16 (models with steel wheels)					
		215/60 R17 (models with alloy wheels)					
STEERING							
Turning circle (kerb-to-kerb)		11.8			13.2		
Turning circle (Wall-to-wall)		12.4			13.7		
SERVICING							
Service intervals		2 years / 25,000 miles					

NV300 PLATFORM TECHNICAL SPECIFICATION

		Platform	
MODEL			
Length/Height		L2H1	
Engine		dCi 125 SS	dCi 145 SS
ENGINE PERFORMANCE & DESCRIPTION			
Engine capacity	cm³	1,598	
Maximum torque	Nm	320	340
	Minimum RPM for torque maximum	1,500	1,750
Maximum engine performance	kw (PS)	92 (125)	107 (145)
Emission class		3,500	
Transmission		Euro 6	
Driven wheels		6-speed Manual Stop/Start	
Diesel Particle Filter (DPF)		Front-wheel drive	
Number of cylinders		Yes	
Number of valves		4	
FUEL CONSUMPTION & EMISSIONS			
Co2 Emissions (Combined)	g/km	16	
Fuel Consumption (Combined)	MPG	178	
Fuel Tank Capacity	Litres	40.9	
AdBlue® Tank Capacity	Litres	80	
Max. Speed	MPH	97	103
20		20	
TYRES			
Tyre size		205/65 R16	215/65 R16
		215/ 60 R17 (models with alloy wheels)	
STEERING			
Turning circle (kerb-to-kerb)		13.2	
Turning circle (Wall-to-wall)		13.7	
SERVICING			
Service intervals		2 years / 25,000 miles	



NISSAN LCV 5 YEAR MANUFACTURER WARRANTY

NISSAN now offers a standard 5 Year Pan-European Manufacturer Warranty on its whole LCV range*. This is much more than just a warranty as it includes:



- 5 Year or 100,000 miles bumper-to-bumper protection
- 5 Year Paintwork Warranty – covering the body paint
- 5 Year NISSAN Genuine Parts & Accessories Warranty
- 5 Year Roadside Assistance
- 12 Year Corrosion Warranty on NV300
- Fully transferable

And with service intervals at 2 years or 25,000 miles on the NV300, you'll not only have 5 years of peace of mind but also low running costs into the bargain.



AT NISSAN, YOU BRING OUT THE BEST IN US.

You spark our imagination. You provoke our ingenuity. You inspire us to change the rules and innovate. And at Nissan, innovation is not just about additions and extensions; it's about crossing the line to reinvent the status quo. It's about developing unexpected solutions to satisfy your wildest and most pragmatic desires. At Nissan, we design vehicles, accessories and services that break the mould - making the practical exciting and the exciting practical to offer you a more exhilarating driving experience everyday.

*5-Year / 100,000 miles (whichever comes first) Manufacturer Warranty for the LCV range with the exception of e-NV200. The Basic Vehicle Warranty for e-NV200, according to 3.1 of the Warranty Booklet and Maintenance Record, is extended to 5 years (from the warranty start date) / 60,000 miles (whichever comes first). Only vehicles registered on or after 1st November 2016 are eligible for the Extended Warranty. Body parts and paint excluded during year four and year five. Terms and exclusions apply, for further information please see Extended Warranty Terms and Conditions. Apart from the afore-mentioned, all warranty conditions included in the Warranty Booklet and Maintenance Record remain unchanged. Issuer of this Extended Warranty is Nissan International Insurance Ltd.


CUSTOMER SERVICES



SPECIALISED LCV NETWORK

NISSAN provides a specialised network of LCV dealerships to support your specific commercial vehicle requirements:

- Pan-European coverage
- Dedicated LCV Sales & After Sales staff
- Competitive financing solutions
- Tailor made conversion offers
- Competitive extended warranty offers to go even beyond NISSAN LCV 5 Year Warranty.
- Test drive your choice of vehicle



AFTERSALES SERVICES

If your car breaks down, it's inconvenient. If your van breaks down, it's a serious blow to your business. Even time allowed for servicing is downtime, when your van isn't earning its keep. At Nissan, we understand these hard business facts. So we do the best to ensure that your van stays where it belongs - working for you, on the road.



NISSAN SERVICE CONTRACTS AND EXTENDED WARRANTY

For total peace of mind and budget control, you can subscribe to a Nissan Service Contract which will cover your periodic maintenance and Wear & Tear parts for the mileage and period that suits your business best. This way, you can ensure that your new NV300 is serviced by dedicated Nissan technicians. And for even more peace of mind, you can get an Extended Warranty to cover possible mechanical and electrical breakdown after the end of your new NV300 warranty.



5 YEAR ROADSIDE ASSISTANCE


- Pan-European coverage for breakdowns, accidents, non-warrantable incidents (such as flat tyres, lost keys, wrong fuel...)
- 24/7, 365 days
- Emergency Call Centre
- Prompt roadside assistance

If this is not possible and your vehicle is still immobilised after a few hours, we will make sure you are provided with a courtesy vehicle as soon as possible or if necessary, overnight accommodation and travel to your onward destination or back to your base. We will also recover your immobilised vehicle.

[Introduction](#) | [Exterior design](#) | [Interior](#) | [Technology](#) | [Versatility](#) | [Performance](#) | [Safety](#) | [Door configurations and Engines](#) | [Accessory](#) | [Technical Specifications](#) | [Price list](#) | [Commitments](#)

[Print](#) | [Close](#)





NV300 PANEL VAN


Length / Height	GVW (kgs)	Grade	Engine	Transmission	Basic Price £	VED + FRF £	CV OTR (ex. VAT) £
L1H1	2,700	Visia	1.6 dCi 95 PS	6 Manual	21,015	295	21,310
L1H1	2,700	Visia	1.6 dCi 120 PS	6 Manual	21,515	295	21,810
L1H1	2,700	Acenta	1.6 dCi 95 PS	6 Manual	22,205	295	22,500
L1H1	2,700	Acenta	1.6 dCi 120 PS	6 Manual	22,705	295	23,000
L1H1	2,700	Acenta	1.6 dCi 125 PS SS	6 Manual	23,455	295	23,750
L1H1	2,700	Acenta	1.6 dCi 145 PS SS	6 Manual	24,055	295	24,350
L1H1	2,700	Tekna	1.6 dCi 95 PS	6 Manual	22,910	295	23,205
L1H1	2,700	Tekna	1.6 dCi 120 PS	6 Manual	23,410	295	23,705
L1H1	2,700	Tekna	1.6 dCi 125 PS SS	6 Manual	24,160	295	24,455
L1H1	2,700	Tekna	1.6 dCi 145 PS SS	6 Manual	24,760	295	25,055
L1H1	2,900	Visia	1.6 dCi 95 PS	6 Manual	21,515	295	21,810
L1H1	2,900	Visia	1.6 dCi 120 PS	6 Manual	22,015	295	22,310
L1H1	2,900	Acenta	1.6 dCi 95 PS	6 Manual	22,705	295	23,000
L1H1	2,900	Acenta	1.6 dCi 120 PS	6 Manual	23,205	295	23,500
L1H1	2,900	Acenta	1.6 dCi 125 PS SS	6 Manual	23,955	295	24,250
L1H1	2,900	Acenta	1.6 dCi 145 PS SS	6 Manual	24,555	295	24,850
L1H1	2,900	Tekna	1.6 dCi 95 PS	6 Manual	23,410	295	23,705
L1H1	2,900	Tekna	1.6 dCi 120 PS	6 Manual	23,910	295	24,205
L1H1	2,900	Tekna	1.6 dCi 125 PS SS	6 Manual	24,660	295	24,955
L1H1	2,900	Tekna	1.6 dCi 145 PS SS	6 Manual	25,260	295	25,555

The Basic Price excludes VAT but includes delivery to the dealership and number plates. The CV On The Road Price excludes VAT but includes delivery to the dealership, number plates, 12 months Vehicle Excise Duty (£240) and Government First Registration Fee of £55.

NV300 PANEL VAN

Length / Height	GVW (kgs)	Grade	Engine	Transmission	Basic Price £	VED + FRF £	CV OTR (ex. VAT) £
L1H2	2,900	Acenta	1.6 dCi 125 PS SS	6 Manual	24,955	295	25,250
L1H2	2,900	Acenta	1.6 dCi 145 PS SS	6 Manual	25,555	295	25,850
L1H2	2,900	Tekna	1.6 dCi 125 PS SS	6 Manual	25,510	295	25,805
L1H2	2,900	Tekna	1.6 dCi 145 PS SS	6 Manual	26,110	295	26,405
L2H1	2,900	Visia	1.6 dCi 95 PS	6 Manual	22,215	295	22,510
L2H1	2,900	Visia	1.6 dCi 120 PS	6 Manual	22,715	295	23,010
L2H1	2,900	Acenta	1.6 dCi 95 PS	6 Manual	23,405	295	23,700
L2H1	2,900	Acenta	1.6 dCi 120 PS	6 Manual	23,905	295	24,200
L2H1	2,900	Acenta	1.6 dCi 125 PS SS	6 Manual	24,655	295	24,950
L2H1	2,900	Acenta	1.6 dCi 145 PS SS	6 Manual	25,255	295	25,550
L2H1	2,900	Tekna	1.6 dCi 95 PS	6 Manual	24,110	295	24,405
L2H1	2,900	Tekna	1.6 dCi 120 PS	6 Manual	24,610	295	24,905
L2H1	2,900	Tekna	1.6 dCi 125 PS SS	6 Manual	25,360	295	25,655
L2H1	2,900	Tekna	1.6 dCi 145 PS SS	6 Manual	25,960	295	26,255
L2H2	2,900	Acenta	1.6 dCi 125 PS SS	6 Manual	25,655	295	25,950
L2H2	2,900	Acenta	1.6 dCi 145 PS SS	6 Manual	26,255	295	26,550
L2H2	2,900	Tekna	1.6 dCi 125 PS SS	6 Manual	26,210	295	26,505
L2H2	2,900	Tekna	1.6 dCi 145 PS SS	6 Manual	26,810	295	27,105

The Basic Price excludes VAT but includes delivery to the dealership and number plates. The CV On The Road Price excludes VAT but includes delivery to the dealership, number plates, 12 months Vehicle Excise Duty (£240) and Government First Registration Fee of £55.



NV300 COMBI


Length / Height	GVW (kgs)	Grade	Engine	Transmission	Basic Price £	VAT £	Total Retail £	OTR (inc. VAT) £
L1H1	2,700	Acenta	1.6 dCi 95 PS SS	6 Manual	24,275.00	4,855.00	29,130	29,685
L1H1	2,700	Acenta	1.6 dCi 125 PS SS	6 Manual	25,125.00	5,025.00	30,150	30,405
L1H1	2,700	Acenta	1.6 dCi 145 PS SS	6 Manual	25,725.00	5,145.00	30,870	31,425
L1H1	2,900	Acenta	1.6 dCi 95 PS SS	6 Manual	24,775.00	4,955.00	29,730	30,285
L1H1	2,900	Acenta	1.6 dCi 125 PS SS	6 Manual	25,625.00	5,125.00	30,750	31,005
L1H1	2,900	Acenta	1.6 dCi 145 PS SS	6 Manual	26,225.00	5,245.00	31,470	32,025
L1H1	2,700	Tekna	1.6 dCi 95 PS SS	6 Manual	25,280.00	5,056.00	30,336	30,891
L1H1	2,700	Tekna	1.6 dCi 125 PS SS	6 Manual	26,130.00	5,226.00	31,356	31,611
L1H1	2,700	Tekna	1.6 dCi 145 PS SS	6 Manual	26,730.00	5,346.00	32,076	32,631
L1H1	2,900	Tekna	1.6 dCi 95 PS SS	6 Manual	25,780.00	5,156.00	30,936	31,491
L1H1	2,900	Tekna	1.6 dCi 125 PS SS	6 Manual	26,630.00	5,326.00	31,956	32,211
L1H1	2,900	Tekna	1.6 dCi 145 PS SS	6 Manual	27,230.00	5,446.00	32,676	33,231
L2H1	2,900	Acenta	1.6 dCi 95 PS SS	6 Manual	25,475.00	5,095.00	30,570	31,125
L2H1	2,900	Acenta	1.6 dCi 125 PS SS	6 Manual	26,325.00	5,265.00	31,590	31,845
L2H1	2,900	Acenta	1.6 dCi 145 PS SS	6 Manual	26,925.00	5,385.00	32,310	32,865
L2H1	2,900	Tekna	1.6 dCi 95 PS SS	6 Manual	26,480.00	5,296.00	31,776	32,331
L2H1	2,900	Tekna	1.6 dCi 125 PS SS	6 Manual	27,330.00	5,466.00	32,796	33,051
L2H1	2,900	Tekna	1.6 dCi 145 PS SS	6 Manual	27,930.00	5,586.00	33,516	34,071

The Basic Price excludes VAT but includes delivery to the dealership and number plates. Total Retail Price includes VAT, delivery to the dealership and number plates, but excludes 12 month VED (£240) and Government FRF of £55. The On The Road Price includes VAT, delivery to the dealership, number plates, 12 months Vehicle Excise Duty (£240) and Government First Registration Fee of £55.

NV300 CREW VAN

Length / Height	GVW (kgs)	Grade	Engine	Transmission	Basic Price £	VED + FRF £	CV OTR (ex. VAT) £
L1H1	2,700	Acenta	1.6 dCi 95 PS	6 Manual	24,355	295	24,650
L1H1	2,700	Acenta	1.6 dCi 120 PS	6 Manual	24,855	295	25,150
L1H1	2,700	Acenta	1.6 dCi 125 PS SS	6 Manual	25,605	295	25,900
L1H1	2,700	Acenta	1.6 dCi 145 PS SS	6 Manual	26,205	295	26,500
L1H1	2,700	Tekna	1.6 dCi 95 PS	6 Manual	25,160	295	25,455
L1H1	2,700	Tekna	1.6 dCi 120 PS	6 Manual	25,660	295	25,955
L1H1	2,700	Tekna	1.6 dCi 125 PS SS	6 Manual	26,410	295	26,705
L1H1	2,900	Acenta	1.6 dCi 95 PS	6 Manual	24,855	295	25,150
L1H1	2,900	Acenta	1.6 dCi 120 PS	6 Manual	25,355	295	25,650
L1H1	2,900	Acenta	1.6 dCi 125 PS SS	6 Manual	26,105	295	26,400
L1H1	2,900	Acenta	1.6 dCi 145 PS SS	6 Manual	26,705	295	27,000
L1H1	2,900	Tekna	1.6 dCi 95 PS	6 Manual	25,660	295	25,955
L1H1	2,900	Tekna	1.6 dCi 120 PS	6 Manual	26,160	295	26,455
L1H1	2,900	Tekna	1.6 dCi 125 PS SS	6 Manual	26,910	295	27,205
L1H1	2,900	Tekna	1.6 dCi 145 PS SS	6 Manual	27,510	295	27,805
L2H1	2,900	Acenta	1.6 dCi 95 PS	6 Manual	25,555	295	25,850
L2H1	2,900	Acenta	1.6 dCi 120 PS	6 Manual	26,055	295	26,350
L2H1	2,900	Acenta	1.6 dCi 125 PS SS	6 Manual	26,805	295	27,100
L2H1	2,900	Acenta	1.6 dCi 145 PS SS	6 Manual	27,405	295	27,700

The Basic Price excludes VAT but includes delivery to the dealership and number plates. The CV On The Road Price excludes VAT but includes delivery to the dealership, number plates, 12 months Vehicle Excise Duty (£240) and Government First Registration Fee of £55.



NV300 CREW VAN


Length / Height	GVW (kgs)	Grade	Engine	Transmission	Basic Price £	VED + FRF £	CV OTR (ex. VAT) £
L2H1	2,900	Tekna	1.6 dCi 95 PS	6 Manual	26,360	295	26,655
L2H1	2,900	Tekna	1.6 dCi 120 PS	6 Manual	26,860	295	27,155
L2H1	2,900	Tekna	1.6 dCi 125 PS SS	6 Manual	27,610	295	27,905
L2H1	2,900	Tekna	1.6 dCi 145 PS SS	6 Manual	28,210	295	28,505

The Basic Price excludes VAT but includes delivery to the dealership and number plates. The CV On The Road Price excludes VAT but includes delivery to the dealership, number plates, 12 months Vehicle Excise Duty (£240) and Government First Registration Fee of £55.

NV300 PLATFORM

Length / Height	GVW (kgs)	Grade	Engine	Transmission	Basic Price £	VED + FRF £	CV OTR (ex. VAT) £
L2H1	2,900	Acenta	1.6 dCi 125 PS SS	6 Manual	24,000	295	24,295
L2H1	2,900	Acenta	1.6 dCi 145 PS SS	6 Maunal	24,600	295	24,895

The Basic Price excludes VAT but includes delivery to the dealership and number plates. The CV On The Road Price excludes VAT but includes delivery to the dealership, number plates, 12 months Vehicle Excise Duty (£240) and Government First Registration Fee of £55.



NV300 OPTIONS

	Van	Crew Van	Platform	Basic Price £
Metallic Paint	○	○	○	375
Digital Tachograph	○	○	○	500
Glazed Tailgate (H1 only)	○	○	-	250
Passenger Airbag	○	○	○	220
270 degree rear doors (L2H1 models only)	○	○	-	300
Reversing Camera (H1 models only, not available on Visia grade)	○	○	-	250
Towbar (13 pin)	○	○	-	315
Rubber Mats- Row 1	□	□	□	43.20
Rubber Mats- Row 2	-	□	-	43
Rubber Mats- Row 3	□	-	-	43
Removable towbar with 7 PIN TEK	□	□	□	455
LED cargo area striplighting	□	□	-	170
Front parking sensors	□	□	-	290
L1 Plastic Floor protection	□	-	-	435
L2 Plastic Floor protection	□	-	-	470
Steel roof rack	□	□	-	640
Protection grilles for side hinged rear doors	□	□	-	210
Interior roof rack	□	-	-	265
Epoxy steel (black) ladder for side-hinged rear door)	□	□	-	230

Basic Price excludes VAT
 Dealer fit option prices include fitting but are only a guide. Please check with your local Nissan dealer for exact prices.


Factory Option - ○ Standard - ● Dealer Fit Option - □ Not Available - -

NV300 OPTIONS

	Van	Crew Van	Platform	Basic Price £
OPTION PACKS				
Rear Glazing Pack: Full steel bulkhead behind driver with fixed window, Glazed 180 degree rear french doors, Heated rear screen, Rear Wipers	○	-	-	250
Offside Door Pack: Offside sliding panel door, 270 degree rear door (L2H1 models only)	○	-	-	530
Protection Pack: • Rubber mats (Front row only), Front and rear mudguards	□	□	□	129

Basic Price excludes VAT
Dealer fit option prices include fitting but are only a guide. Please check with your local Nissan dealer for exact prices.

Factory Option - ○ Standard - ● Dealer Fit Option - □ Not Available - -




NV300 COMBI OPTIONS

	Combi	Basic Price £
Metallic Paint	<input type="radio"/>	375
Opening Sliding windows on left & right side loading doors	<input type="radio"/>	100
Extra tinted glass	<input type="radio"/>	175
180 degree glazed/heated rear doors - with rear wipers	<input type="radio"/>	No cost option
Digital Tachograph	<input type="radio"/>	500
Reversing Camera	<input type="radio"/>	250
Towbar (13 pin)	<input type="radio"/>	315
Rubber Mats- Row 1	<input type="checkbox"/>	45
Rubber Mats- Row 2	<input type="checkbox"/>	43
Rubber Mats- Row 3	<input type="checkbox"/>	43
Removable towbar and 7 PIN TEK**	<input type="checkbox"/>	455
Front parking sensors	<input type="checkbox"/>	206

Basic Price excludes VAT
Dealer fit option prices include fitting but are only a guide. Please check with your local Nissan dealer for exact prices.


Optional - ☐ Standard - ☒ Optional Dealer Fit - ☐



NISSAN CARE WARRANTY

• Provides protection on top of the New Vehicle Warranty (5yr/100k mile) for the following models.

Duration	Navara		NV200		NV300		NV400		NT400 Cabstar	
	Retail exc. VAT £	Retail inc. VAT £	Retail exc. VAT £	Retail inc. VAT £	Retail exc. VAT £	Retail inc. VAT £	Retail exc. VAT £	Retail inc. VAT £	Retail exc. VAT £	Retail inc. VAT £
5 Years up to 125,000 Miles (+25,000 miles)	825	990	700	840	883	1,060	1067	1280	1383	1660
5 Years up to 150,000 Miles (+50,000 miles)	1042	1,250	875	1050	1,108	1,330	1333	1600	1742	2090
5 Years up to 200,000 Miles (+50,000 miles)	-	-	-	-	-	-	1875	2250	-	-
6 Years up to 125,000 Miles (+1 Year / 25,000 miles)	933	1,120	783	940	992	1,190	1200	1440	1567	1880
6 Years up to 150,000 Miles (+ 1 Year / 50,000 miles)	1,175	1,410	992	1190	1,250	1,500	1508	1810	1967	2360
6 Years up to 200,000 Miles (+ 1 Year / 50,000 miles)	1,642	1,970	1375	1650	1,758	2,110	2125	2550	2783	3340



NISSAN VAN INSURANCE

Nissan Insurance has been designed to help Nissan drivers get the most from their cover, boasting the following benefits:

- All repairs are guaranteed for 3 years*
- Option to pay annually or through Direct Debit
- Optional Legal Expenses Cover

So, if you would like to obtain a Van Insurance quotation, or would like to know more about Nissan Van Insurance, please call **0344 335 3783** to speak to our team based in the UK.

Calls charged at the same rate as local 01 and 02 numbers and will be included in inclusive call packages from mobiles. Lines are open Monday to Friday 9am-7pm and Saturday 9am-5pm.

[Terms and Conditions](#)

Quotations are subject to underwriting terms and acceptance criteria.

Nissan Insurance is arranged by Europa Group Ltd trading as Nissan Insurance Services on behalf of Maiden Global Holdings Ltd (registered in England with company number 07324422) Registered office: Albion House, Valley Business Centre, Gordon Road, High Wycombe, HP13 6EQ. Authorised and regulated by the Financial Conduct Authority. Financial Services Register number 555397. Europa Group Limited is authorised and regulated by the Financial Conduct Authority. Financial Services Register No. 309794. Registered as a limited company in England and Wales No. 3279177. Registered office: Europa House, Midland Way, Thornbury, Bristol BS35 2JX.

*Contact your local Nissan dealer or see the Nissan website for full Terms & Conditions



FURTHER INFORMATION

Price Protection Plan. Order a new Nissan for delivery no more than 4 weeks in advance and the price you are quoted is the price you pay. This is irrespective of any subsequent price rises between placing your order and delivery of your new vehicle. Nissan Motor (GB) is not liable for price adjustments caused by Government changes in the rate of VAT or by any other applicable legislation or regulation or Vehicle Excise Duty.

Five year/100,000 miles manufacturer's warranty (whichever comes first) - Nissan's comprehensive warranty provides cover for your new Nissan from defects in materials or workmanship. Your vehicle is covered in all European Countries where Authorised Nissan Dealers are located. If your vehicle becomes inoperative due to warrantable defects, a towing service, when necessary, to the Authorised Dealer is covered. If a warrantable defect abroad takes more than six hours to repair, the Touring Assistance Programme will pay for a hotel or rental car to a certain maximum. The paint warranty covers painted body parts (excluding the underbody) for three years regardless of mileage driven. For further details please contact your local Authorised Nissan Dealer.

Nissan e-NV200 offers a 5-year / 60,000 mile warranty (whichever comes first) on all EV dedicated components, including the lithium-ion battery, and a 3-year / 60,000 mile warranty on standard components. The Nissan e-NV200 lithium-ion battery state of health guarantee protects against battery capacity loss (less than 9 bars out of 12) as shown on e-NV200's capacity gauge for a period of 5 years / 60,000 miles. For e-NV200 flex customers, the battery state of health guarantee applies for the duration of the battery lease. Special build conversions may be subject to extended delivery.

The conversions in this price list are from Nissan Motor GB-appointed converters and have warranty terms in line with the Nissan Pan European Warranty. The converter is responsible for all aspects of the conversion.

Nissan European Roadside Assistance is provided for the period of your new vehicle manufacturer warranty. Visit www.nissan-aftersales.co.uk for full details including terms & conditions.

Nissan EV Pan-European Roadside Assistance is provided by AXA for 3 years or 60,000 miles, whichever comes first.

For e-NV200 Van Flex (battery lease) customers, the Nissan EV Pan-European Roadside Assistance will cover you for the duration of your battery lease agreement should your Nissan EV run out of battery charge. For any other repair work, the basic warranty clause still applies.

Benefits and Services are provided by AXA Assistance. AXA Assistance is authorised and regulated by the Financial Conduct Authority (FCA). FCA Register number 439069. AXA Assistance UK Limited (registration 2638890) 106 - 118 Station Road, Redhill Surrey RH1 1PR


Recyclability - we take our environmental responsibilities very seriously - innovation today comes with a deep respect for the environment. Our engines are now much more unobtrusive and their emissions have been considerably reduced. All our vehicles are designed with recycling in mind. All prices in this list are quoted in pounds sterling. Value Added Tax (VAT) has been calculated at 20%.

Pricing - All prices are subject to change, please see your nearest dealership for the most up to date prices. While all reasonable effort has been made to ensure the accuracy of the information provided, due to Nissan's policy of continuous product improvement, all particulars contained are subject to constant revision and Nissan reserves the right to change, alter or modify among other things, specifications, colours and prices of models without notice at any time. Accordingly you should consult your local Nissan Dealer for the exact introduction dates of all models and for the most up-to-date information.

Fleet Customers Special colours and out-of-line-up specifications are available, please check details with fleet managers (regional DFM, CSM or LCV sales managers); Fleet only versions regardless listed in Dealer Master Price List or not, are to be ordered by Dealer Support via regional DFM, CSM or LCV sales managers

VAT and VED VAT application is based on current HMRC guidelines, please check with HMRC for specific guidance for the vehicle you are purchasing. VED is determined by the DVLA, please check with the DVLA for specific guidance for the vehicle you are purchasing.





There's no time limit on how long you will benefit from our promises. If you are a Nissan Customer, we will look after you. **That is our Promise.**



FREE COURTESY CAR

YOU want to stay on the road when your Nissan is in for a service or repair.

NISSAN PROMISE to keep you mobile free of charge whether you need a courtesy car, or just a lift



FREE VIDEO HEALTH CHECK

YOU want to understand what is going on with your car's service.

NISSAN PROMISE a free vehicle health check and we can even show you any work that might need doing with your own vehicle assessment video.



SERVICE PRICE MATCH

YOU want the best value for money when it comes to service and repair.

NISSAN PROMISE simple Fixed Price Servicing, and will price match like-for-like competitor written quotes within 10 miles of your local dealer.



CONTINUOUS ROADSIDE ASSISTANCE

YOU want the peace of mind you get from our quality service to go even further.

NISSAN PROMISE to provide you with Roadside Assistance for free every time you service your car with us.



HERE FOR YOU

YOU want your problems resolved quickly.

NISSAN PROMISE to propose a resolution to any problem within two working days.



TEST DRIVE YOUR CHOICE

YOU want to test drive the latest Nissan model, engine and gearbox you're interested in buying.

NISSAN PROMISE that's what you'll get when you pre-book your test drive either online or through our customer service centre.

Just call 0330 123 1231.

Please visit nissan.co.uk/promise. Terms and conditions apply.



Nissan. Innovation that excites.

NISSAN MOTOR (GB) LIMITED

The Rivers Office Park
Denham Way
Maple Cross
Rickmansworth
Hertfordshire
WD3 9YS

Visit our website at: www.nissan.co.uk


Prices effective from 1st November 2017 unless otherwise stated

Dealer stamp:

[Introduction](#) | [Exterior design](#) | [Interior](#) | [Technology](#) | [Versatility](#) | [Performance](#) | [Safety](#) | [Door configurations and Engines](#) | [Accessory](#) | [Technical Specifications](#) | [Price list](#) | [Commitments](#)

[Print](#) | [Close](#)





PURE VANS

Telephone - 01633-212944

Email - sales@purevans.com

www.purevans.com