







**NEW CITROËN DISPATCH**



Designed by  
**Le TONE**

# 1934

CITROËN revolutionises the automotive landscape with the Traction Avant. The famous name relates to its ground breaking front wheel drive engineering.



During the 90s Le Tone had a major hit, "Joli Dragon", and devoted himself to music for 15 years before progressively moving towards illustrative art. Since 2011 his creations have been exhibited in famous places such as the Pompidou centre. An admirer of artists who know how to make the best use of colour, Le Tone confesses to having a weakness for black and white, which he uses to tell simple stories by using felt pen drawings in notebooks.



# 2014

CITROËN C4 CACTUS is launched, incorporating the innovative AIRBUMP® protection system.



## 1919

The pioneering CITROËN Type A enters mass-production.



## 1939

CITROËN launches the 'Tub' commercial vehicle, a supremely practical modern design with a sliding side door: its successor is the famous type H.



## 1948

The much-loved 2CV is created as a "safe and economical vehicle, able to carry 4 people on-board and 50 kg of luggage". More than 5 million are made.



## 1968

It's a golden age for light and agile vehicles like the Ami 6, Dyane and Mehari, a unique design for all roads and multi-purpose use.



## 1974

The 70s and 80s see CITROËN technology triumph, with models such as the AX, BX, CX and advanced XM, a prestigious vehicle equipped with Hydractive suspension.



## 2015

Winners of the manufacturer's Rally Raid World Cup from 1993 to 1997; Rally Raid World Cup Drivers Champion four times in a row; eight manufacturer's Champion titles in WRC plus two in WTCC... CITROËN continues to demonstrate its exceptional motorsport pedigree, year after year.



CITROËN NEMO



CITROËN BERLINGO



BERLINGO ELECTRIC

## A CITROËN VAN FOR EVERYONE

*From the busy city centre to the open road, every trip will be comfortable and stress-free. CITROËN design and engineering keeps it that way.*



CITROËN DISPATCH



CITROËN DISPATCH COMBI



CITROËN RELAY

## NEW CITROËN DISPATCH UNLIMITED POSSIBILITIES



# NEW CITROËN DISPATCH THE ESSENTIAL ELEMENTS

## PAGES 18-19 MODUWORK®

Innovative versatility with  
up to 4 m floor length

## PAGES 40-41 HEAD-UP COLOUR DISPLAY

Technology making life easier

## PAGES 30-31 HANDS-FREE SLIDING SIDE DOORS

Making light work of  
loading and unloading



## PAGES 12-13 THREE LENGTHS\* INCLUDING THE NEW COMPACT XS

Meet XS, the brand  
new 4.6 m practical  
compact version

## PAGES 16-17 THE RIGHT HEIGHT

At 1.9 m high, you can  
access most car parks\*\*

## PAGES 48-49 EFFICIENCY

New platform, next  
generation engineering

## PAGES 24-25 CITROËN ADVANCED COMFORT

On-board refinement



\* The XL length will be available from early 2017.  
\*\* 1.94 m with larger payload and XL versions.

Explore NEW CITROËN DISPATCH videos  
by scanning this code with your smartphone



## SUMMARY

P. 10 – DESIGN  
.....

P. 24 – COMFORT  
.....

P. 38 – TECHNOLOGY  
.....

P. 52 – EQUIPMENT





## NEW CITROËN DISPATCH

WORKING SMART,  
WORKING HARD

Advanced, well equipped  
and effortlessly functional,  
NEW CITROËN DISPATCH  
is designed for professionals.  
Built on a new modular platform,  
this is a vehicle that delivers  
more practicality, extra comfort  
and cutting edge safety.



## THE POWER OF THREE



The all-new modular platform means that NEW CITROËN DISPATCH is available in three lengths. The XS is just 4.6 m long – a usefully compact first in this segment. M is 4.94 m and XL\* is 5.3 m.





\* The XL length will be available from early 2017.



<5.30 m <4.95 m <4.60 m

## NEW CITROËN DISPATCH VERSION XS

COMPACT: THE PERFECT FIT

 **4.60 m**  **UP TO 3.30 m**  **UP TO 1 400 kg**  **UP TO 5.1 m<sup>3</sup>**

Naturally, NEW CITROËN DISPATCH is available in the tried and tested 4.94m\* and 5.3 m lengths, but it also comes as the all-new compact 4.6 m XS. Just like the M and XL models, the XS has a payload of up to 1,400 kg\* and a capacity of up to 5.1 m<sup>3</sup>\*, plus a usable load floor of up to 3.3 m. Being shorter, it can squeeze into tighter spaces and manoeuvre with surprising ease. The XS is also available on NEW CITROËN DISPATCH COMBI, which offers seating for up to 9 people or 4.5 m<sup>3</sup> of load space with the seats removed.

*\*Depending on version.*



## GOING LOWER



With a height of 1.9 m\*, NEW CITROËN DISPATCH can access all kinds of places that are off limits for rival vans. From underground car parks to airports and shopping centres, you're now able to enter!

*\* 1.94 m with larger payload and XL versions.*

1.9





## MODUWORK®\*

INNOVATION IN SPACE



To maximise the space and versatility in NEW CITROËN DISPATCH, Moduwork® provides a load-through bulkhead and folding side passenger seat. This extends the load length in XL versions up to a full 4 m. You'll also find an anti-shift net on the driver's side for extra safety. The interior of NEW CITROËN DISPATCH also converts seamlessly into your mobile office. The central armrest incorporates a pivoting table with a sturdy elastic retainer that's ideal for securing your tablet or laptop. You can add holders for smartphones and tablets from the range of dedicated accessories. This is an interior that offers genuine comfort too, with plenty of legroom for all passengers – even more in versions with the piloted manual gearbox.

*\*Optional on Dispatch X; standard on Enterprise and Enterprise Plus.*







## SERIOUSLY ACCOMMODATING



Offering up to 6.6 m<sup>3</sup> of flexible load space, NEW CITROËN DISPATCH is designed to carry everything you need, securely and safely. On XL versions, the rear doors can be specified to open to 250 degrees, which makes working in cramped conditions much easier.

Inside you can choose between unfinished wood or treated wood ply-lining, which is anti-slip, waterproof, easy to clean and well protected by aluminium sills. There is a range of ply options, designed to protect the floor or the whole load area, including side panelling and wheel arches. To complete the practical picture, there is a 12V socket positioned near the back of the cargo area on Enterprise and Enterprise Plus versions, and an optional tow hitch that can pull up to 2.5 t\*.

*\*According to gross vehicle weight [GVW] limit*





## ADVANCED COMFORT

Every CITROËN is a model of comfort and space, equipped to make life on the move enjoyable and relaxing and NEW CITROËN DISPATCH is no exception. Every part is engineered to deliver an agile, secure ride and precise responses, whatever the road conditions or the elements have in store.



## FINE-TUNED WORK SPACE



Settle into one of the three front seats in NEW CITROËN DISPATCH and you'll instantly feel at home: they're ergonomically shaped to support you and deliver a spot on driving position. Adjustable for height and reach, the driver's seat gives a commanding view of the road and high mileage comfort. A moulded step ensures easy access to the cabin time after time. To further enhance the interior, you can specify the bulkhead with an optional window and insulating material which keeps the cockpit snug and reduces road noise too. It's a really important detail that you'll appreciate every working day.



## YOUR MOBILE OFFICE



The interior of NEW CITROËN DISPATCH has been carefully designed to provide a comfortable office on the move. Lower the central armrest and you'll find a pivoting writing table\* that's perfect for supporting your notebook or laptop. Built into the centre console is an ingenious tablet holder\*\* which folds down over the dashboard to give you fingertip access to your tablet. Created to accommodate tablets up to 11 inches, it can be charged from the USB port. On the driver's side, you can also specify a neat smartphone holder\*\* with integrated power cable; this really is a space designed around the needs of working on the move.

*\* Available with Moduwork®.*

*\*\* Available as an accessory.*





## HANDS-FREE SLIDING SIDE DOORS



NEW CITROËN DISPATCH is packed with ideas that make your day less hectic. The hands-free technology of the optional Easy Entry Pack is a perfect example. It allows you to open the sliding side doors simply by moving your foot under the corner of the rear bumper, and you can also close the door and lock the whole vehicle in the same way. Practical, innovative and unique, having your hands full need never be a problem again.



## CREW VAN

FOR EVERYONE AND EVERYTHING

6

UP TO  
2.30 m

UP TO  
1 185 kg

UP TO  
4 m<sup>3</sup>

With NEW CITROËN DISPATCH Crew Van you get spacious people carrier and serious load capacity – without compromise. The cabin will seat up to six individuals and offers up to 4 m<sup>3</sup> of load space, with loads up to 2.3 metres long easily accommodated.



NEW CITROËN DISPATCH CREW VAN



**XL**  
extra-long

**M**  
medium

**XS**  
extra-short

## NEW CITROËN DISPATCH COMBI

9 IN COMFORT



A model of versatility, NEW CITROËN DISPATCH COMBI is available in three lengths\* and can seat up to 9 people. It's been carefully designed to meet the needs of organisations that need a comfortable, flexible, large volume vehicle that specialises in passenger space.

\* The XL length will be available from early 2017.



The latest generation modular platform and advanced safety equipment mean that NEW CITROËN DISPATCH COMBI has achieved the maximum Euro NCAP 5 star safety rating



## CITROËN DISPATCH COMBI CONFIGURED BY YOU

2  → 9 

NEW CITROËN DISPATCH COMBI is tough, versatile and really flexible. You can remove all of the back seats to create a huge 6 m<sup>3</sup> load area in the XL version, or 4.5 m<sup>3</sup> in XS models. When all three rows of seats are in position, you can quickly and easily fold the second row, freeing up useful access and space.



## UNLIMITED POSSIBILITIES



UP TO  
4 m



UP TO  
1400 kg



UP TO  
6.6 m<sup>3</sup>



UP TO  
2.5 t

NEW CITROËN DISPATCH is designed to adapt to all your work needs. Functional and easy to use, it turns space into a flexible working asset. The figures speak volumes: load length up to a very useful 4 m, height of 1.4 m and a payload right up to 1,400 kg. In a nutshell, you've got a maximum of 6.6 m<sup>3</sup> of versatile load area.

To get your cargo and colleagues where they need to be, securely and safely, the Grip Control\* system can be combined with the Worksite Pack\*\*, which includes suspension raised by 20 mm, and a protective plate beneath the engine. Now worksites and dirt roads won't stop you in your tracks.

*\*Available as option*

*\*\*Available as option from early 2017*



## GRIP CONTROL

Grip Control is an advanced anti-skid system that adapts instantly to diverse challenging driving conditions and maximises grip everywhere. You can switch easily between the five modes: normal, all-terrain, snow, sand and ESC off.



## TECHNOLOGY WORKING WITH YOU

### HEAD-UP COLOUR DISPLAY

A serious safety benefit and new to the segment, Head-Up Colour Display\* allows you to keep your eyes on the road while accessing essential driver information. This includes speed, cruise control settings, navigation information and collision alerts.

### 7 INCH COLOUR TOUCHSCREEN

For state of the art clarity and instant fingertip control of all multimedia functions, NEW CITROËN DISPATCH is equipped with a bright 7 inch colour touchscreen\*\*, two 12V sockets\*\*, a USB plug and an audio jack plug, all keep you fully connected wherever you go.

*\*Available as option*

*\*\*Depending on version*



### THOUGHTFUL STORAGE

NEW CITROËN DISPATCH is designed around the demands of working life. That's why you'll find numerous useful storage spaces for everyday equipment and valuable tools. There are two door pockets large enough to swallow 1.5 litre bottles, a big storage area under the passenger seat, open and close glove box, dashboard mounted cup holders, plus an A4 sized storage shelf at the top of the centre console: space for everything a busy day demands.



## SOPHISTICATED TOUCH

7" COLOUR TOUCHSCREEN



Everywhere in NEW CITROËN DISPATCH you'll discover technology that makes work on the move easier, and many of these innovations are controlled through the 7 inch colour touchscreen. The new optional Connect Nav system delivers useful services such as TomTom Traffic\*\* that provides real time traffic information, the location of service stations, car parks and their prices and a search function for points of local interest. You can access all this through voice control, or with instant fingertip control via the touchscreen.

There's also Mirror Screen\*\*, which works with a compatible smartphone to play your chosen music and display safe, simple directions on the 7 inch colour touchscreen. This innovative system works with Apple CarPlay™, MirrorLink® and Android Auto\*\*\*.

A truly exclusive feature that makes good use of the touchscreen is Park Assist 180°. You get a wide overhead view from the reversing camera while you're manoeuvring, and as the vehicle gets close to concealed obstacles, the system zooms in so that you can negotiate the remaining distance with relaxed precision.

*\*Depending on version*

*\*\*A compatible smartphone is required*

*\*\*\*Available late 2016*



PARK ASSIST 180°



CITROËN CONNECT BOX



MIRROR SCREEN



## SAFETY AND DRIVING TECHNOLOGY

### SMART BEAM HEADLIGHTS

Instantly switching from high to low beam when an oncoming vehicle is detected, the system activates above 15 mph.



### SPEED LIMIT SIGN RECOGNITION

Recognising speed limits everywhere in real time, Speed Limit Sign Recognition uses the on board camera to read signs and send clear recommendations to the driver. Simply set the right maximum on the cruise control and relax.



### DRIVER ATTENTION ALERT

With the help of the multifunctional windscreen-mounted camera and steering wheel movements, this safety innovation can detect driver drowsiness and send audible and visual alerts.



### LANE DEPARTURE WARNING SYSTEM

The windscreen-mounted camera detects when lane line markings are crossed without the indicators being activated. It then alerts the driver audibly and visually, allowing quick and safe correction.



### HEAD-UP COLOUR DISPLAY

This technology lets you keep your eyes on the road while viewing essential driver information (current and recommended speed, cruise control/speed limiter settings, navigation instructions and collision alert) on a transparent strip in front of the windscreen. A first for a vehicle in this segment.



### ADAPTIVE CRUISE CONTROL

Helping you to drive safely and without stress, Adaptive Cruise Control enables NEW CITROËN DISPATCH to adapt its speed to vehicles in front. The technology can reduce speed by up to 12.5 mph in changeable traffic conditions, such as on a busy motorway.



### ACTIVE SAFETY BRAKE

Available for the first time on NEW CITROËN DISPATCH, the Active Safety Brake is a significant safety benefit. Using the windscreen-mounted camera, the system detects potential collisions with stationary or slowing vehicles ahead and automatically applies braking. This can help you to avoid accidents altogether at up to 18 mph and significantly reduce impacts at higher speeds.



### BLIND SPOT DETECTION

This monitoring system detects vehicles close behind, hidden by the rear view mirror 'blind spot'. A bright orange warning light is activated in your door mirror, providing a clear warning.

## A NEW RANGE OF ENGINES

### HIGH PERFORMANCE EFFICIENCY

Powering NEW CITROËN DISPATCH is a range of advanced BlueHDi diesel engines. Each meets the latest Euro 6 standards and delivers the kind of flexible performance that makes every working trip a pleasure.

With versions producing between 95 hp to 180 hp, there's an engine to suit all jobs, and as ever, efficiency is key. The Blue HDi 115 S&S produces just 133 g/km of CO<sub>2</sub>, making it the best in class. Whichever engine you select, you'll appreciate the exceptional economy and low overall running costs.





NEW CITROËN DISPATCH platform cab, Combi and panel vans (with and without optional side windows) offer the ideal base for a variety of conversions to meet your specialist requirements, such as refrigerated vans or wheelchair accessible vehicles. Opposite are illustrations of potential conversions based on the New Dispatch range.

Please note: All prospective conversions must be conducted and validated in accordance with PSA convertor guidelines; please contact the PSA Homologation department for further details of this process. All conversions undertaken on the Dispatch platform cab must, when completed, have six rigid sides or a metallic parallelepiped structure whose height is at least equal to that of the cab.



TEMPERATURE-CONTROLLED  
VEHICLES



AMBULANCE

## CITROËN DISPATCH CONVERSIONS

CONVERSIONS TO SUIT  
EVERY NEED



WHEELCHAIR ACCESSIBLE  
VEHICLES



FIRE SERVICE



PICK-UP

BODY COLOURS



SOFT SAND (M)



RICH OAK (M)



ARCTIC STEEL (M)



PLATINUM GREY (M)



TOURMALINE ORANGE (M)



BLACK (F)



POLAR WHITE (F)



PASSION RED (F)<sup>(1)</sup>



IMPERIAL BLUE (F)

EQUIPMENT

ABS, EBA, ESC with ASR and Hill Assist
Central locking with deadlocks
Alarm with remote, selective locking of cabin and loadspace
Cruise control with programmable speed limiter
Driver's seat height and lumbar adjustable with armrest
Moduwork configurable dual passenger bench seat with load-through bulkhead
Dual passenger bench seat
Row 2 three-seat bench
Driver's and front passengers' airbags
Front lateral airbags
DAB radio, Bluetooth®, USB and audio jack
7 inch touchscreen with Mirror Link and Coffee Break Alert
Rear parking sensors
Park Assist 180°: Front and rear sensors with rear parking camera
Air conditioning
Front electric windows
Electrically adjustable heated door mirrors
Electrically folding heated door mirrors
Body colour bumpers and side strips, front fog lights, LED DRLs

CITROËN DISPATCH X	◆	◆		◆	◆		◆		◆		◆					◆			
CITROËN DISPATCH ENTERPRISE	◆	◆	◆	◆	◆	◆			◆		◆	◆	◆			◆	◆		
CITROËN DISPATCH ENTERPRISE PLUS	◆	◆	◆	◆	◆	◆			◆		◆	◆	◆	◆	◆		◆		◆
CITROËN DISPATCH CREW VAN	◆	◆	◆	◆	◆		◆	◆	◆	◆	◆	◆				◆	◆		
CITROËN DISPATCH COMBI	◆	◆		◆	◆				◆							◆			
CITROËN DISPATCH PLATFORM CAB	◆	◆		◆	◆		◆		◆							◆			

UPHOLSTERY



MICA GREY CLOTH / VINYL <sup>(1)</sup><sup>(2)</sup><sup>(3)</sup>



MICA GREY CLOTH <sup>(1)</sup><sup>(2)</sup><sup>(3)</sup>

WHEELS



16 INCH STEEL WHEEL WITH BLACK CENTRE CAP



17 INCH STEEL WHEEL WITH BLACK CENTRE CAP



17 INCH CURVE ALLOY WHEEL

Metallic paint
Automatic lights and windscreen wipers
16 inch steel wheels with full size steel spare wheel
17 inch alloy wheels with full size steel spare wheel
Twin sliding side loading doors
Twin (50/50) rear doors
Full bulkhead

			◆			◆	◆	◆	
			◆			◆	◆	◆	
◆	◆			◆		◆	◆	◆	
			◆			◆			
			◆						
			◆						

<sup>(1)</sup> Available on CITROËN DISPATCH vans; not available on CITROËN DISPATCH COMBI.  
<sup>(2)</sup> Supplemented with other materials.  
<sup>(3)</sup> For further details on seat trim, please refer to the Prices, Equipment and Technical Specification Guides, downloadable from [www.citroen.co.uk](http://www.citroen.co.uk).  
[M] : Metallic colour – [F] : Flat colour.  
The equipment presented in this brochure represents the global CITROËN DISPATCH range and may vary according to the specific range within each country. To confirm the standard and optional equipment available in the UK, please refer to the Prices, Equipment and Technical Specification Guides, downloadable from [www.citroen.co.uk](http://www.citroen.co.uk).

TECHNICAL SPECIFICATION

FUEL CONSUMPTION AND CO <sub>2</sub> EMISSIONS (CEE 1999-100*)				
Engine	Urban mpg (l/100km)	Extra-urban mpg (l/100km)	Combined mpg (l/100km)	CO <sub>2</sub> emissions (g/km)
BlueHDi 95 manual	47.1 (6.0)	54.3 (5.2)	51.4 (5.5)	144 to 148**
BlueHDi 95 S&S ETG6 piloted manual**	50.4 (5.6) / 53.3 (5.3)	53.3 (5.3) / 55.4 (5.1)	52.3 (5.4) / 54.3 (5.2)	135 to 139
BlueHDi 115 S&S 6-speed manual	50.4 (5.6) / 51.4 (5.5)	56.5 (5.0) / 57.6 (4.9)	54.3 (5.2) / 55.4 (5.1)	133 to 137
BlueHDi 120 S&S 6-speed manual	47.9 (5.9)	57.6 (4.9)	53.3 (5.3)	139 to 147
BlueHDi 150 S&S 6-speed manual	47.9 (5.9)	57.6 (4.9)	53.3 (5.3)	139
BlueHDi 180 S&S EAT6 auto**	44.8 (6.3) / 46.3 (6.1)	51.4 (5.5) / 52.3 (5.4)	47.9 (5.9) / 49.6 (5.7)	151 to 155

\* MPG figures are achieved under EU conditions, intended as a guide for comparative purpose only, and may not reflect actual on-the-road driving conditions.  
\*\* Subject to confirmation of Homologated data.



(1) XS – (2) M – (3) XL (The XL length will be available from early 2017).  
(4) 1940 max avec suspension rehaussée.

CITROËN : CITROËN CARE

With the added reassurance of a warranty, routine servicing and maintenance, as well as 24-hour roadside assistance, you are protected.

CITROËN WARRANTY

Every new Citroën van has the benefit of a 3 year\* warranty package, plus a 12 year anti-perforation\*\* warranty and a 3 year paint warranty.

CITROËN ASSISTANCE

In response to a free telephone call in the UK, Citroën Assistance brings rapid expert roadside assistance to you in an emergency. It comes free of charge for a full year and operates 24 hours a day in all parts of the UK and Europe. Services include nationwide recovery for both van and passengers, a home call service, replacement vehicle, hotel accommodation and vehicle storage if required. Please note, Citroën Assistance only applies to incidents covered by the new vehicle warranty, and excludes non-vehicle faults, such as running out of fuel, mis-fuelling, loss of keys, lock-ins, road traffic accidents and punctures/wheel changes. Full details are available on request from Citroën UK via [cuk\\_contactcentre@citroen.com](mailto:cuk_contactcentre@citroen.com)

CITROËN MAINTENANCE

From roadside assistance to replacing wear and tear parts or regular servicing, with Citroën Maintenance you have total peace of mind. For a one-off fee or low monthly payment, our experienced engineers will take care of your Citroën, whatever happens.

To find out more, contact your Citroën Dealer or Citroën Authorised Repairer.

CITROËN SERVICING

Available up to 1 year from your vehicle’s registration date, but before its first chargeable service, a Citroën Servicing Package enables you to pay in advance for your vehicle’s servicing needs for 3 years/35,000 miles. For further information, please contact your Citroën Dealer.

CITROËN MOT TEST

Once your vehicle is three years old, it requires an annual MOT Test. This is a legal requirement to check that it meets road safety and environmental standards. Our nationwide network of Citroën Authorised Repairers know your Citroën best, so if your vehicle’s MOT Test is due, why not contact your local Citroën dealer? You can be confident that your vehicle will be looked after by one of our expert trained Citroën Technicians, nominated by VOSA as accredited MOT Testers. Plus, whilst your vehicle is with us, we’ll carry out a free outstanding manufacturer diagnostic test, check for any new technical updates and carry them out for free.

\* 2 years’ unlimited warranty. No-fee customer option of 1 year’s Dealer provided warranty, only on cars sourced from Citroën UK Limited. Note: Dealer provided warranty is limited to 100,000 miles for vans.  
\*\* Against all internal to external perforation to bodywork or underbody.

CITROËN & YOU

OUR CUSTOMER PROMISE. YOU CAN TRUST US TO DO WHAT WE SAY



Satisfied or not, give us your opinion  
CITROEN-ADVISOR.CO.UK



CITROËN prefers TOTAL

Note: Images and specification descriptions are dependent on trim level and options specified. Every endeavour has been made to ensure that the information and details contained in this brochure were accurate at the time of going to press. However the company reserves the right, whilst preserving the essential characteristics of the models described, to introduce at any time modifications, changes of details, equipment or accessories. Every effort will be made to bring this

brochure up to date, but in order to avoid any misunderstanding please consult your Dealer. For full details of Citroën Care of Car and Driver, please see the full manufacturer’s price list. The Citroën Website contains full information on all Citroën products and offers available in the UK, together with details of our environmental and recycling policies. The site address is [www.citroen.co.uk](http://www.citroen.co.uk) or you can contact Citroën directly via [cuk\\_contactcentre@citroen.com](mailto:cuk_contactcentre@citroen.com)



TO FIND OUT MORE  
Visit [citroen.co.uk](http://citroen.co.uk)