



Part of Pure Vans Ltd  
Independent Van Dealer



PART OF PURE VANS LTD  
INDEPENDENT VAN DEALER



**PURE** VANS

Telephone: 01633-212944  
Email: [sales@purevans.com](mailto:sales@purevans.com)

[www.purevans.com](http://www.purevans.com)





**MITSUBISHI  
MOTORS**

Drive your Ambition



# L200

THE PRINCE OF PICK-UPS





# FOREVER LEADER OF THE PACK

Mitsubishi has long been known as the clever car company: a pioneer who is quietly responsible for numerous important automotive innovations, ranging from the four-wheel drive technology which effectively sired the SUV, now one of the world's favourite classes, to the world's first, and still favourite SUV plug-in hybrid electric vehicle.

With the L200, Mitsubishi is almost single-handedly responsible for the growth of the pick-up market in Europe. It constantly sets standards the others strive to achieve and has collected every major accolade over the years, many of them multiple times. From the genes of generations of leaders came one which may well prove to be the greatest of them all.

"The Mitsubishi L200 has been a mainstay of the pick-up sector in the UK for years and the latest Mk5 model is the best yet."

Auto Express



1982-1986



1986-1996





1996-2006

2006-2015



"A dynasty of go-anywhere, utterly versatile pick-ups has developed into a fifth generation that has the opposition reeling." Daily Record



"The L200 is a jack of all trades, but it's mastered one: being a brilliant pick-up." Auto Express





## WHO NEEDS A PICK UP?

Twelve years ago the Mitsubishi L200 launched a bloodless revolution in European motoring.

Higher specification models of its predecessor had introduced a rather American concept, that of combining work and play in what had traditionally been a pure work vehicle, but the 2006 L200 brought to market a true, crossover breed, sport utility truck. A truck which really did combine performance, manoeuvrability, safety, off-

road performance and cabin space with genuine packhorse load-lugging capacity. And it opened up a whole new world of possibilities.

Now, you can run your pick-up to the building site, the beach, or the bar. And the pick-up most at home wherever you go is the Mitsubishi L200.









## EVOLUTION, NOT REVOLUTION

At first glance, this fifth generation L200 appears more evolution than revolution but, whilst its DNA is undeniable, in reality it is all new.

It's sleek and muscular enough to reap plenty of street cred, yet it is smoother, quieter, roomier, more sophisticated, more comfortable and even more aerodynamic than its predecessors. It has a new engine, new suspension, new steering and new transmission, both manual and automatic, and that's just the start.

Of course, the sleek shape of the new L200 isn't designed simply to be easy on the eye, it's actually designed to make it one of the most aerodynamically efficient pick-ups you can buy. Some day all trucks will be built like this.

"The fifth-generation Mitsubishi L200 is the best yet – good enough to demand a place on any pickup buyer's shortlist." Car Buyer

330  
CHANGES  
SERIES 4 TO SERIES 5 L200



"The ride is noticeably more composed than we've been used to in UK market pick-ups... There's still a loud growl under throttle but it suits the L200's character, you wouldn't really want your pick-up truck whispering away like a luxury saloon." Auto Express



"That's the mythical official test figure, but we got close to that on our test." Daily Mirror.

39.8MPG





## A TRUCK TO TAME TARMAC

In the latest L200 aerodynamic excellence combines with a new, all-aluminium 2.4 litre diesel MIVEC\* engine to return both exceptional performance and outstanding fuel economy. On 4Life models, Auto Stop & Go further aids both fuel consumption and emissions, whilst the highly responsive compact turbocharger endows Titan, Warrior and Barbarian models with an impressive 181 PS output. This enables you to power up to 62mph in just 10.4 seconds, maintain that speed at barely 2000rpm, and still have plenty of torque to call on when you need it.

Quiet, smooth, refined and incredibly responsive, the engine's exceptional torque characteristics are matched by a new six-speed

manual transmission with a light and fluid shift action. Warrior and Barbarian derivatives offer the option of a five-speed automatic with Sports Mode manual facility and paddle shift.

Add to the mix a revised suspension set up which ensures that the L200 rides more like an SUV than an LCV, feeling composed and settled around bends and over potholes. This is a highlight which is matched by the steering: light at low speeds, and with considerably reduced lock-to-lock revolutions, it emphasises the L200's extreme manoeuvrability, and with a turning circle of just 11.8m no pick-up can beat it; indeed, it's better even than some small cars.

\*Variable valve timing (not 4Life).



# A MASTERCLASS IN OFF-ROAD EFFECTIVENESS

Off-road, it's simply no contest. With its smooth torque delivery (an impressive 317 lb.ft. at just 2500rpm\*) that quiet, economical engine, notable on-road, is equally suited to tougher work. It powers through mud, slush, snow and sand as effectively as it attacks the asphalt, whilst the new suspension set up skilfully irons out deeper bumps.

Traction is never in question. The Easy Select system in operation on 4Life models features a heavy duty rear differential lock to provide extra traction for when the going goes beyond tough, whilst, even after all these years, the L200 Titan, Warrior and Barbarian models remain unusual in enabling on-road driving in the dry with either two- or four-wheels engaged. This renowned Super Select system, borrowed from the iconic Shogun, provides the option of extra grip when you need it and extra economy when you don't.

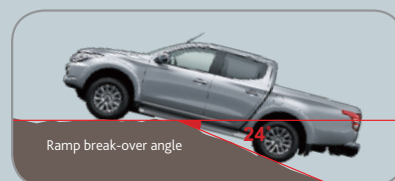
And the L200's unusual ability to run in 4WD on tarmac is a major advantage. Having all four wheels driven while towing provides superior stability and safety, especially if road conditions deteriorate during the journey. Backed up by a Trailer Stability Assist system, this makes the L200 the towing supremo. With an increased braked capacity of 3500kg\*\* thanks to a strengthened chassis, and a total load capacity (the maximum total weight which can be carried in the load bed whilst towing) of 4090kg\*\*\*, the Double Cab model continues to be the brawnier packhorse in the bunch.

\*280 lb.ft. at 1500-2500rpm on 4Life.

\*\*3.5t towing capacity is possible with 3 axle braked trailer; 3.1t towing capacity is possible with 1 or 2 axle braked trailer;

0.75t towing capacity is possible regardless of the number of trailer axles or trailer brakes.

\*\*\*For all pick-up vehicles the total load capacity will be reduced when taking into account a tow bar and additional equipment.



The L200 is spider-like over the steepest terrain, climbing seemingly impossible angles with ease. Despite boasting one of the best approach angles in its class, the pick-up has an extended front overhang which prevents water from splashing up and impairing visibility, even when traversing water at relatively high speeds.

# 3.5 TONNES TOWING CAPACITY\*\*





“Last, but not least, the L200 is also extremely capable off-road, with four-wheel drive engaged simply by turning a rotary control between the front seats.” Auto Trader





"More than plush enough for a vehicle that is likely to lead a hard life." Daily Mirror

## PICK OF THE PICK-UPS INSIDE

You might choose this pick-up for its ride alone; but then again, you might pick it for its class.

A perfect balance between practical, durable materials and 'car-like' refinement, its list of standard kit reads more like that of a top-end saloon: central locking with keyless entry, tactile leather on the height and reach adjustable steering wheel and gearshift knob which complements the leather seats in Warrior and Barbarian models, electric windows to both front and rear, electric heated door mirrors for optimum vision under all conditions, and air conditioning of course – climate control with dual zone facilities providing separate settings for driver and front passenger. It even includes privacy glass, cruise control, luxury details like rain and dusk sensors, a Bluetooth® hands free 'phone connection, and good sound systems with steering wheel remote control as standard, as well as a Smartphone Link Display Audio system on the Warrior and Barbarian\*.

\*Specifications vary by model – please refer to pages 28-30 for full details.





“The cabin offers plenty of head and shoulder room and is tastefully finished with the Warrior and Barbarian versions getting leather trimmings and seats.” What Van?



# NOW YOU'RE SITTING COMFORTABLY

Maximising space has always been a Mitsubishi strong point and, despite its relatively compact size, the last L200's cabin provided better legroom than any other cab in the class; well, this one is even bigger.

The seats are even better too; much, much better. Drivers will find their position very car-like, sitting down snugly in the seats instead of the traditional pick-up perch. Double Cab rear seat passengers are cosseted with a 25° reclined seat-back and good headroom, making this their pick of the pick-ups too, and everyone benefits from the excellent sound insulation: combined with the naturally quiet engine, this latest L200 cruises more than 2dB more quietly than its peers.





“If you’re looking for a pick-up to use as a working vehicle then the L200 is a great candidate. It’s good value, practical, easy to drive, comparatively comfortable and better than its rivals in many areas. It’s also a considerable improvement over its predecessor.” Autocar





# A WINNING FORMULA

The L200 is a winner all round, and it will keep you safe at all times too.

The very first pick-up to feature a traction control system, this active safety feature works alongside technical innovations like ABS with EBD (which adjusts the level of braking power applied between the front and rear wheels, depending upon the load), Brake Assist (power assistance for the pedal under emergency braking), an Emergency Stop signal System which automatically alerts other drivers to a hazardous situation, and Trailer Stability Assist for safer towing.

Features like the Lane Departure Warning system, Hill Start Assist and the Bi-Xenon headlamps which turn night into day, also make the L200 both safer and easier to drive. But, should the worst happen and you come closer than is desirable to another solid object, you'll find the L200's ultra-tough body and multiple airbags a safe place to be\*.

\*Specifications vary by model – please refer to pages 28-30 for full details.





“With all the on-paper advantages, such as the excellent economy and emissions, and great-value package of equipment, any current pick-up owner will find it a no-brainer to pick this as their next vehicle.” Auto Trader





# MITSUBISHI AFTERSALES CARE

With a new Mitsubishi, you not only get a safe and reliable vehicle that is a real pleasure to drive, you also become part of the Mitsubishi family. And as our nearest and dearest, we want you to feel protected should you ever encounter a problem – that's why we have **me&my**, which encompasses a wide range of benefits:

- A comprehensive **five-year, 62,500-mile warranty** (please ask your Authorised Mitsubishi Dealer for full details)
- The **Mitsubishi Assistance Package (MAP)**, which provides the reassurance of roadside or home breakdown assistance for the first three years following registration. It includes vehicle recovery following a breakdown or accident, help if your vehicle is stolen or vandalised, and even if you should accidentally fill up with the wrong fuel. 24/7 cover extends to over 30 countries throughout Europe. So wherever you are and whatever you're doing, if the unexpected does happen help is always at hand
- In the unfortunate event of an accident we have **Mitsubishi First** – our customer support service for all Mitsubishi drivers. No matter which insurer you use, Mitsubishi First smooths your progress through an insurance claim, handling everything on your behalf – and all at absolutely no cost to you

And once you're part of the family... it's service with a smile:

- A **Mitsubishi Service Plan**, purchased at the same time as your vehicle, covers the first three scheduled services for a modest sum. It can be included in your vehicle's finance and transferred to a new owner if you sell
- Mitsubishi Motors also offer superior **insurance cover** at a competitive price which is specifically designed for Mitsubishi vehicles and uses only genuine parts and approved repair centres

**me&my** MITSUBISHI

## BUY YOUR NEW MITSUBISHI ONLINE



### FIND YOUR PERFECT NEW MITSUBISHI FROM THE COMFORT OF YOUR OWN HOME

We've taken the inconvenience out of buying a new car. Our new online system will help you find your perfect Mitsubishi. No haggling. No surprises. You don't even need to leave the house.

#### HOW BUYING ONLINE WORKS

##### 1. SET YOUR BUDGET

Decide how much you want to pay and choose finance to suit you

##### 2. PART EXCHANGE

Get a valuation for your existing car

##### 3. SELECT YOUR MODEL

Choose from a range of Mitsubishi models

##### 4. ADD OPTIONS AND EXTRAS

Choose colours, interior, accessories and extras

##### 5. CHECKOUT

Complete your purchase online

##### 6. COLLECTION / DELIVERY

Collect your new car or have it delivered to your home or workplace

#### WITH MITSUBISHI BUY ONLINE, YOU'RE IN COMPLETE CONTROL



##### BOOK A TEST DRIVE TO SUIT YOU

It's up to you if and when you take a test drive. Mitsubishi Buy Online lets you book a test drive at any step along the way. Pick a time to suit you at any of our dealerships across the country.



##### COMPLETE FLEXIBILITY

You can save your chosen model, part exchange valuation and finance preferences at any point along your Buy Online journey. Your Mitsubishi will be saved in your customer account, ready to pick up where you left off.



##### COMPARE AND CONTRAST DEALS AND MODELS

You can adjust your finance preferences, compare deals and find out more about your chosen options.

For full details visit [buy.mitsubishi-cars.co.uk](http://buy.mitsubishi-cars.co.uk). Terms and conditions apply





# VEHICLE FINANCE

## A QUICK GUIDE TO MITSUBISHI FINANCE

Drive away in your new or used vehicle with a finance arrangement that is right for you. You might not even need an upfront payment, and payments are fixed for the duration of the agreement so you can budget more easily. Our range of finance choices means you can find the right one to suit you.

Please note that some of the finance options shown below may not be available for Mitsubishi Buy Online

### HIRE PURCHASE



- Flexible deposit options – 0% deposit may be available subject to status
- Balance (plus fixed interest) pay over the chosen period 1-5 years in equal monthly payments
- After all the payments have been made, you own the vehicle

### PERSONAL CONTRACT PURCHASE (PCP)



- Flexible deposit options – 0% deposit may be available subject to status
- Balance (plus fixed interest) pay over the chosen period 2-3.5 years in equal monthly payments
- At the end of your chosen period you have 3 options:
  - 1 Renew – part exchange it for a new model\*
  - 2 Retain – pay the final lump sum to own the vehicle
  - 3 Return – return the vehicle to Shogun Financial Services (under the goods return option)\*\*

### LEASE PURCHASE



- Flexible deposit options – 0% deposit may be available subject to status
- Balance (plus fixed interest) pay over the chosen period 2-4 years in equal monthly payments
- At the end of your chosen period you have 2 options:
  - 1 Part exchange for a newer model\*
  - 2 Own the vehicle by paying the final lump sum payment\*

### CONTRACT HIRE FOR BUSINESS CUSTOMERS



- Flexible advanced rental
- Fixed regular rentals over 2-5 years
- At the end of the contract return the vehicle\*\*\*

### PERSONAL CONTRACT HIRE



- Flexible advanced rental
- Fixed regular rentals over 2-5 years
- At the end of the contract return the vehicle\*\*\*

\* Subject to settlement of your existing finance agreement, new finance agreements are subject to status

\*\* If the vehicle is in good condition and has not exceeded the agreed maximum mileage, you will have nothing further to pay. If the vehicle has exceeded the agreed maximum mileage, a charge for excess mileage will apply. Further information on what is considered good condition can be found at [www.mitsubishi-cars.co.uk/goodconditionguide](http://www.mitsubishi-cars.co.uk/goodconditionguide)

\*\*\* The vehicle must be returned to us in a condition that meets the BVRLA 'Fair wear and tear' guidelines, otherwise charges may be incurred. Fair wear and tear guidelines can be found on the BVRLA website at [www.bvrla.co.uk](http://www.bvrla.co.uk). Excess mileage charges will apply if you exceed the agreed contract mileage

For full details visit [www.mitsubishi-cars.co.uk/finance](http://www.mitsubishi-cars.co.uk/finance). Terms and conditions apply

Finance is subject to status and is only available to UK residents aged 18 and over. Credit products are provided by Shogun Finance Limited, trading as Shogun Financial Services, 116 Cockfosters Rd, Barnet, EN4 0DY. Contract Hire is provided by Shogun Vehicle Leasing (a trading style of Lex Autolease Ltd, SK3 0RB).



# ACCESSORIES

A wide range of accessories is available to help fine-tune the L200 into the exact load-lugger you need, all of which enjoy a 3-year 62,500-mile warranty if fitted at the time of purchase. A small selection is illustrated here, for details of the complete range and availability by model visit [www.mitsubishi-cars.co.uk/L200](http://www.mitsubishi-cars.co.uk/L200) or ask your dealer for the L200 accessories brochure.



1. Bonnet guard
2. Side window deflectors (set of 4)
3. 17" alloy wheel (for Titan, Warrior and Barbarian)
4. Door entry guards, front and rear

5. Textile mats (set of 4, choice of 2 grades)
6. Rubber mats (set of 4)
7. Tonneau cover, hard type

The vehicle exterior colour shown for items 4 and 7 is not available in the UK.





- 8. Parking sensors, front
- 9. Parking sensors, rear
- 10. Fullbox
- 11. Front styling element
- 12. Roof carrier
- 13. Load Liner, under-rail
- 14. Load Liner, over-rail

The vehicle exterior colour shown for items 10 and 12-14 is not available in the UK.







- 15. GST Plus Hard Top (shown with optional roof rails)
- 16. Adventurer III Hard Top
- 17. Sports styling bar



## L200 SINGLE CAB 4LIFE



### KEY FEATURES:

- Easy Select 4WD system with rear differential lock
- Mitsubishi Active Stability and Traction Control
- Manual transmission
- ABS with EBD
- Hill Start Assist
- Trailer Stability Assist
- Auto Stop & Go
- Heavy duty rear suspension
- Daytime running lights
- Dual SRS airbags
- Central door locking with remote keyless entry
- Electric windows
- Air conditioning
- Bluetooth® hands-free telephone connection with music streaming
- Audio system with 2 speakers
- Steering wheel remote audio control
- USB connection
- Ladder rack and outer lashing hooks

## L200 CLUB CAB 4LIFE



### KEY FEATURES:

- Easy Select 4WD system with rear differential lock
- Mitsubishi Active Stability and Traction Control
- Manual transmission
- Rear hinged rear doors
- ABS with EBD
- Hill Start Assist
- Trailer Stability Assist
- Auto Stop & Go
- Heavy duty rear suspension
- Daytime running lights
- 16" alloy wheels
- Dual SRS airbags
- Central door locking with remote keyless entry
- Leather steering wheel and gearshift knob
- Electric front windows
- Air conditioning
- Side steps
- Bluetooth® hands-free telephone connection with music streaming
- Steering wheel remote audio control
- Audio system with 4 speakers
- USB connection



## L200 DOUBLE CAB 4LIFE



### KEY FEATURES

- Easy Select 4WD system with rear differential lock
- 6-speed manual transmission
- Front, side, curtain and driver's knee SRS airbags
- Mitsubishi Active Stability and Traction Control
- ABS with EBD
- Hill Start Assist
- Trailer Stability Assist
- Auto Stop & Go
- Heavy duty rear suspension
- Daytime running lights
- 16" alloy wheels
- Side steps
- Central door locking with remote keyless entry
- Black front grille, door mirrors and handles
- Leather steering wheel and gearshift knob
- Electric door mirrors
- Electric windows
- Air conditioning
- Cruise control with adjustable speed limiter
- Exterior temperature display
- Audio system with 4 speakers
- Steering wheel remote audio control
- Bluetooth® hands-free telephone connection with music streaming
- USB connection



## L200 DOUBLE CAB TITAN



### KEY FEATURES

#### SPECIFICATION AS 4LIFE PLUS:

- Super Select 4WD system
- Lane Departure Warning
- 17" alloy wheels
- Colour-keyed wheelarch extensions
- Chrome front grille, door mirrors and handles
- Privacy glass
- Front fog lamps
- Electric folding heated door mirrors
- Rain and dusk sensors
- Keyless operation system with engine start/stop button
- Telescopic steering wheel adjustment
- Dual zone climate control air conditioning
- Display audio system with DAB radio and 6 speakers

#### LESS:

- Auto Stop & Go
- Heavy duty rear suspension





## L200 DOUBLE CAB WARRIOR



### KEY FEATURES

#### SPECIFICATION AS TITAN PLUS:

- Reversing camera
- LED daytime running lights
- Rear bumper step
- HID Bi-Xenon headlamps with washers
- Auto-dimming rear view mirror
- Leather seat trim with heated front seats and power driver's seat
- Electric folding heated door mirrors with side indicators
- Smartphone Link Display Audio

#### OPTION:

5-speed automatic transmission with paddle shift



## L200 DOUBLE CAB BARBARIAN



### KEY FEATURES

#### SPECIFICATION AS WARRIOR PLUS:

- Soft opening tailgate
- Exterior enhancement pack (mesh front grille, door handle recesses/fuel filler/tail lamp/tailgate handle bright trim)
- Premium leather seat trim with heated front seats and power driver's seat
- Illuminated door entry guards
- Blue LED footwell lighting and puddle lamps

### androidauto

Android Auto™<sup>2</sup> allows any compatible Android device to connect and take advantage of smartphone features while driving. It automatically brings you useful information when you need it, whilst using voice technology to allow you to play music, send messages and utilise other functions while you concentrate on the road.



<sup>2</sup>Android Auto and Android are trademarks of Google Inc.



Apple CarPlay<sup>1</sup> is a smarter way to operate your iPhone through your in-car entertainment. It uses the Siri voice control available through your iPhone to make phone calls, play music, send text messages and use maps on the go – all without lifting a finger. You can even use specially designed apps through your in-car display.



<sup>1</sup>Apple CarPlay, iPhone and Siri are trademarks of Apple Inc. registered in the U.S. and other countries.



# TECHNICAL SPECIFICATIONS

		Single Cab 4Life Manual	Club Cab 4Life Manual
ENGINE			
Engine type		In-line 4-cylinder 16-valve DOHC diesel engine, turbocharger with intercooler	
Auto Stop & Go (AS&G)		STD	STD
Fuel system		Diesel, electronic common-rail direct injection	Diesel, electronic common-rail direct injection
Emissions control system		Oxidation catalytic converter with closed flow Diesel Particulate Filter	
Displacement	cc	2442	2442
Bore/stroke	mm	86.0 x 105.1	86.0 x 105.1
Compression ratio		15.5	15.5
Maximum output	kW (PS) at rpm	113 (154) / 3500	113 (154) / 3500
Maximum torque	Nm (lb.ft) at rpm	380 (280) / 1500-2500	380 (280) / 1500-2500

PERFORMANCE/FUEL CONSUMPTION/EMISSIONS			
Maximum speed	mph (kph)	105 (169)	105 (169)
Acceleration 0-62 mph	secs	12.2	12.2
Fuel consumption lts/100km (mpg)	Urban mode Extra urban mode Combined	8.2 (34.4) 6.1 (46.3) 6.9 (40.9)	8.2 (34.4) 6.1 (46.3) 6.9 (40.9)
CO <sub>2</sub> emissions	g/km	180	180
Emissions compliance		EU-6b	EU-6b

SUSPENSION/STEERING			
Front axle		Independent, double wishbone with coil springs	Independent, double wishbone with coil springs
Rear axle		Rigid, elliptic leaf springs - heavy duty	Rigid, elliptic leaf springs - heavy duty
Brakes	Front Rear	Anti-lock Braking System with Electronic Brakeforce Distribution (ABS with EBD) 294mm (11.6") ventilated discs 295mm (11.6") drums	294mm (11.6") ventilated discs 295mm (11.6") drums
Steering		Rack and pinion, power-assisted	Rack and pinion, power-assisted
Min. turning circle	m (ft)	11.8 (38.7)	11.8 (38.7)
Tyres		205R16C 8PR 110/108R	205R16C 8PR 110/108R
Wheels		16" X 6JJ Steel	16" x 6JJ Alloy

DRIVELINE/TRANSMISSION			
Type		Easy Select 4WD with Active Stability & Traction Control and Brake Assist	Easy Select 4WD with Active Stability & Traction Control and Brake Assist
Rear differential lock		STD	STD
Clutch	Manual Automatic	Hydraulic -	Hydraulic -
Transmission	Manual Automatic	6-speed -	6-speed -

DIMENSIONS			
Exterior l x w x h	mm	5080 x 1785 x 1780	5195 x 1785 x 1775
Loadbed			
Length at top (at bottom) x width x height	mm	2230 (2265) x 1470 x 475	1810 (1850) x 1470 x 475
Width between wheelarches	mm	1085	1085
Cargo floor height	mm	845	845
Ground clearance (unladen)	mm	200	200
Track Front / Rear	mm	1520 / 1515	1520 / 1515
Wheelbase	mm	3000	3000
Approach angle	degrees	30.0	30.0
Departure angle	degrees	27.0	25.0
Ramp breakover	degrees	24.0	23.0

WEIGHTS/VOLUMES			
Seating capacity		2	4
Fuel tank capacity	lts (imp.galls)	75 (16.5)	75 (16.5)
Gross vehicle weight	kg	2850	2850
Kerb weight <sup>*1</sup>	kg	1790	1805
Max payload capacity <sup>*2</sup> (for tax purposes)	kg	1060	1045
Towing capacity Braked	kg	3500 <sup>*3</sup>	3500 <sup>*3</sup>
Unbraked	kg	750	750
Trailer nose weight	kg	140	140

SERVICING/WARRANTY	
Service intervals	Every 12,500 miles or 12 months, whichever occurs first
Warranty	5 year/62,500 mile warranty (first 24 months unlimited mileage, thereafter 36 months or 62,500 miles from date of registration, whichever occurs first), 12 year anti-corrosion perforation warranty, 3 year pan-European roadside, home and accident assistance



Double Cab 4Life Manual		Double Cab Titan Manual	Double Cab Warrior Manual/Automatic	Double Cab Barbarian Manual/Automatic
	In-line 4-cylinder 16-valve DOHC diesel engine, turbocharger with intercooler		In-line 4-cylinder 16-valve DOHC diesel engine, turbocharger with intercooler	
	STD	-	-	-
	Diesel, electronic common-rail direct injection	Diesel, electronic common-rail direct injection	Diesel, electronic common-rail direct injection	Diesel, electronic common-rail direct injection
	Oxidation catalytic converter with closed flow Diesel Particulate Filter		Oxidation catalytic converter with closed flow Diesel Particulate Filter	
	2442	2442	2442	2442
	86.0 x 105.1	86.0 x 105.1	86.0 x 105.1	86.0 x 105.1
	15.5	15.5	15.5	15.5
	113 (154) / 3500	133 (181) / 3500	133 (181) / 3500	133 (181) / 3500
	380 (280) / 1500-2500	430 (317) / 2500	430 (317) / 2500	430 (317) / 2500

	105 (169)	111 (179)	111 (179) [110 (177)]	111 (179) [110 (177)]
	12.2	10.4	10.4 [11.8]	10.4 [11.8]
	8.2 (34.4) 6.1 (46.3) 6.9 (40.9)	8.8 (32.1) 6.1 (46.3) 7.1 (39.8)	8.8 (32.1) [9.1 (31.0)] 6.1 (46.3) [6.6 (42.8)] 7.1 (39.8) [7.5 (37.7)]	8.8 (32.1) [9.1 (31.0)] 6.1 (46.3) [6.6 (42.8)] 7.1 (39.8) [7.5 (37.7)]
	180	186	186 [196]	186 [196]
	EU-6b	EU-6b	EU-6b	EU-6b

	Independent, double wishbone with coil springs	Independent, double wishbone with coil springs	Independent, double wishbone with coil springs	Independent, double wishbone with coil springs
	Rigid, elliptic leaf springs - heavy duty	Rigid, elliptic leaf springs	Rigid, elliptic leaf springs	Rigid, elliptic leaf springs
	Anti-lock Braking System with Electronic Brakeforce Distribution (ABS with EBD) 294mm (11.6") ventilated discs 295mm (11.6") drums	Anti-lock Braking System with Electronic Brakeforce Distribution (ABS with EBD) 294mm (11.6") ventilated discs 295mm (11.6") drums	Anti-lock Braking System with Electronic Brakeforce Distribution (ABS with EBD) 294mm (11.6") ventilated discs 295mm (11.6") drums	Anti-lock Braking System with Electronic Brakeforce Distribution (ABS with EBD) 294mm (11.6") ventilated discs 295mm (11.6") drums
	Rack and pinion, power-assisted	Rack and pinion, power-assisted	Rack and pinion, power-assisted	Rack and pinion, power-assisted
	11.8 (38.7)	11.8 (38.7)	11.8 (38.7)	11.8 (38.7)
	205R16C 8PR 110/108R	245/65R17 111S	245/65R17 111S	245/65R17 111S
	16" x 6J Alloy	17" x 7.5J Alloy	17" x 7.5J Alloy	17" x 7.5J Alloy

	Easy Select 4WD with Active Stability & Traction Control and Brake Assist	Super Select 4WD with Active Stability & Traction Control and Brake Assist	Super Select 4WD with Active Stability & Traction Control and Brake Assist	Super Select 4WD with Active Stability & Traction Control and Brake Assist
	STD	-	-	-
	Hydraulic -	Hydraulic -	Hydraulic Torque converter	Hydraulic Torque converter
	6-speed -	6-speed -	6-speed 5-speed INVECS-II with Sports Mode manual shift facility and paddle shift	6-speed

	5205 x 1785 x 1775	5205 x 1815 x 1780	5285 x 1815 x 1780	5285 x 1815 x 1780
	1470 (1520) x 1470 x 475 1085 845	1470 (1520) x 1470 x 475 1085 850	1470 (1520) x 1470 x 475 1085 850	1470 (1520) x 1470 x 475 1085 850
	200	205	205	205
	1520 / 1515	1520 / 1515	1520 / 1515	1520 / 1515
	3000	3000	3000	3000.0
	30.0	30.0	30.0	30.0
	25.0	25.0	22.0	22.0
	23.0	24.0	24.0	24.0

	5	5	5	5
	75 (16.5)	75 (16.5)	75 (16.5)	75 (16.5)
	2900	2905	2905 [2910]	2905 [2910]
	1855	1860	1860	1860
	1045	1045	1045 [1050]	1045 [1050]
	3500 <sup>3</sup> 750	3500 <sup>3</sup> 750	3500 <sup>3</sup> 750	3500 <sup>3</sup> 750
	140	140	140	140

	Every 12,500 miles or 12 months, whichever occurs first	Every 12,500 miles or 12 months, whichever occurs first
	5 year/62,500 mile warranty (first 24 months unlimited mileage, thereafter 36 months or 62,500 miles from date of registration, whichever occurs first), 12 year anti-corrosion perforation warranty, 3 year pan-European roadside, home and accident assistance pan-European roadside, home and accident assistance	

Important Information: The weights quoted apply to vehicles in standard condition. The operator must ensure compliance with plated axle weights embossed on the vehicle identification plate. <sup>1</sup> Kerb weight includes an allowance of 75kgs for a driver, the weights of oil, engine coolant, operational fluids, fuel tank filled to 100%, toolkit and spare wheel, as defined by HM Revenue and Customs. <sup>2</sup> Maximum payload capacity as defined by HM Revenue and Customs for VAT purposes.

<sup>3</sup> 3.5t towing capacity is possible with 3 axle braked trailer; 3.1t towing capacity is possible with 1 or 2 axle braked trailer; 0.75t towing capacity is possible regardless of the number of trailer axles or trailer brakes.



# STANDARD AND OPTIONAL EQUIPMENT

SECURITY AND SAFETY FEATURES

	Single Cab 4Life Manual	Club Cab 4Life Manual	Double Cab 4Life Manual	Double Cab Titan Manual	Double Cab Warrior Man/Auto	Double Cab Barbarian Man/Auto
SECURITY						
Immobiliser, engine	■	■	■	■	■	■
Keyless entry	■	■	■	■	■	■
Locking wheel nuts	-	■	■	■	■	■
Rear floor hidden compartment	-	■	-	-	-	-
Visible VIN	■	■	■	■	■	■

SAFETY

ABS with EBD	■	■	■	■	■	■
Airbag SRS, driver's and front passenger's	■	■	■	■	■	■
Airbag SRS, driver's knee protection	-	-	■	■	■	■
Airbag SRS, front seat side and curtain	-	-	■	■	■	■
Airbag, front passenger deactivation switch	■	■	■	■	■	■
Child proof rear door locks	-	-	■	■	■	■
Daytime running lights	■	■	■	■	-	-
Daytime running lights, LED type	-	-	-	-	■	■
Emergency Stop signal System (ESS)	■	■	■	■	■	■
High-mount stop lamp on tailgate	■	■	■	■	■	■
Hill Start Assist (HSA)	■	■	■	■	■	■
ISO-Fix child seat mountings	-	-	■	■	■	■
Lane Departure Warning (LDW)	-	-	-	■	■	■
Mitsubishi Active Stability & Traction Control (M-ASTC) with Brake Assist	■	■	■	■	■	■
Rear view mirror, auto-dimming	-	-	-	-	■	■
Reversing camera	-	-	-	-	■	■
Seatbelts, 3-point ELR x 2 with force limiters and pretensioners, front	■	■	■	■	■	■
Seatbelts, 3-point ELR x 2, rear	-	■	-	-	-	-
Seatbelts, 3-point ELR x 3, rear (outer with force limiters and pretensioners)	-	-	■	■	■	■
Side impact door bars	■	■	■	■	■	■
Speed-sensitive auto door locks	■	■	■	■	■	■
Trailer Stability Assist (TSA)	■	■	■	■	■	■

EXTERIOR FEATURES

STYLING

16" steel wheels	■	-	-	-	-	-
16" alloy wheels	-	■	■	-	-	-
17" alloy wheels	-	-	-	■	■	■
Door handle recess covers, stainless steel	-	-	-	-	-	■
Door mirrors and handles, black	■	■	■	-	-	-
Door mirrors and handles, chrome	-	-	-	■	■	■
Door mirrors with side indicators	-	-	-	-	■	■
Front bumper, colour-keyed	■	■	■	■	■	■
Front grille, black	■	■	■	-	-	-
Front grille, dark chrome	-	-	-	■	■	-
Front grille, dark chrome with sports mesh inserts	-	-	-	-	-	■
Fuel filler cap, stainless steel	-	-	-	-	-	■
Metallic or pearlescent paint finish	□	□	□	□	□	□
Mudguards, front and rear	■	■	■	■	■	■
Privacy glass, rear windows	-	-	-	■	■	■
Rear bumper step, silver	-	-	-	-	■	■
Rear lamp bezels and tailgate handle trim, chrome finish	-	-	-	-	-	■
Rear under-guard bar, black	■	■	■	■	■	■
Side steps, straight type	-	■	■	■	■	■
Spare wheel, 16" steel, underfloor-mounted	■	■	■	-	-	-
Spare wheel, 17" alloy, underfloor-mounted	-	-	-	■	■	■
Wheelarch extensions, colour-keyed	-	-	-	■	■	■

FUNCTIONAL

Central door locking, remote	■	■	■	■	■	■
Central tailgate handle	■	■	■	■	■	■
Differential lock, rear	■	■	■	-	-	-
Door mirrors, manually adjustable	■	■	-	-	-	-
Door mirrors, electrically adjustable	-	-	■	-	-	-
Door mirrors, electrically adjustable/heated/folding	-	-	-	■	■	■
Fog lamps, front	-	-	-	■	■	■
Halogen headlamps with levelling adjustment	■	■	■	■	-	-
HID Bi-Xenon headlamps, wide beam with washers and levelling adjustment	-	-	-	-	■	■



# STANDARD AND OPTIONAL EQUIPMENT

## EXTERIOR FEATURES

	Single Cab 4Life Manual	Club Cab 4Life Manual	Double Cab 4Life Manual	Double Cab Titan Manual	Double Cab Warrior Man/Auto	Double Cab Barbarian Man/Auto
FUNCTIONAL CONTINUED						
Headlamps, automatic light sensor	-	-	-	■	■	■
Load bed and tailgate, double-walled	■	■	■	■	■	■
Load bed inner hooks x 6	■	■	■	■	■	■
Load bed outer lashing hooks and ladder rack, colour-keyed	■	-	-	-	-	-
Rear doors, rear-hinged type	-	■	-	-	-	-
Soft-opening tailgate	-	-	-	-	-	■
Window demister with timer, rear	■	■	■	■	■	■
Wipers, automatic rain sensor	-	-	-	■	■	■
Wipers, variable intermittent with washer, front	■	■	■	■	■	■

## INTERIOR FEATURES

AUDIO/COMMUNICATIONS						
Aerial, front roof mounted	■	■	■	■	■	■
Audio system with 2 speakers	■	-	-	-	-	-
Audio system with 4 speakers	-	■	■	-	-	-
Bluetooth hands-free telephone connection with music streaming	■	■	■	■	■	■
DAB radio	-	-	-	■	■	■
Display audio system with 6 speakers	-	-	-	■	-	-
Remote audio control, on steering wheel	■	■	■	■	■	■
Smartphone Link Display Audio (SDA) with HD 7" touch-screen display and 6 speakers	-	-	-	-	■	■
USB port	■	■	■	■	■	■

## STYLING

Air outlet and transmission panel side trim, silver	-	-	-	■	■	■
Dashboard centre panel and transmission panel surround, gloss black	-	-	-	■	■	■
Door entry guards, stainless steel, illuminated Barbarian logo	-	-	-	-	-	■
Door handles, inner, chrome	-	-	-	■	■	■
Electric window switch panels, gloss black/silver	-	-	-	■	■	■
Gearshift knob, leather-wrapped, black	-	■	■	■	■	■
Seat trim, two-tone grey fabric	■	■	■	■	-	-
Seat trim, black leather	-	-	-	-	■	-
Seat trim, premium black leather with Barbarian logo	-	-	-	-	-	■
Steering wheel, 4-spoke leather-wrapped, black	-	■	■	■	■	■

## CONVENIENCE

Access support grips, front	■	■	■	■	■	■
Accessory socket, front and centre console	■	■	■	■	■	■
Air conditioning, manual	■	■	■	-	-	-
Air conditioning, dual-zone climate control	-	-	-	■	■	■
Cup holders, front	■	■	■	■	■	■
Door pockets with bottle holder, front	■	■	■	■	■	■
Door pockets with bottle holder, rear	-	■	■	■	■	■
Floor console box with lid	■	■	■	■	■	■
Front seat backrest pocket, driver's side	-	■	■	■	■	■
Front seat backrest pocket, passenger's side	-	■	■	■	■	■
Glove box, illuminated and lockable	■	■	■	■	■	■
Illuminated ignition keyhole	-	■	■	-	-	-
Passenger's assist grip x 1	■	■	-	-	-	-
Passenger's assist grip x 4	-	-	■	■	■	■
Sunglasses holder	-	-	■	■	■	■
Sunvisors x 2	■	-	-	-	-	-
Sunvisors x 2 with driver's ticket holder and passenger's vanity mirror	-	■	■	■	■	■

## FUNCTIONAL

4WD mode selector, dial type	■	■	■	■	■	■
Auto Stop & Go (AS&G)	■	■	■	-	-	-
Cruise control with speed limiter, on steering wheel	-	-	■	■	■	■
Electric windows, front, with driver's side one-touch open/close and anti-trapping mechanism	■	■	■	■	■	■
Electric windows, rear	-	-	■	■	■	■
Exterior temperature display	■	■	■	■	■	■
Gear shift timing indicator	■	■	■	■	Manual	Manual
Keyless operation system with engine start/stop button	-	-	-	■	■	■
Multi-info display	■	■	■	■	■	■

■ : Standard   □ : Option at additional cost   - : Not available



## STANDARD AND OPTIONAL EQUIPMENT

	Single Cab 4Life Manual	Club Cab 4Life Manual	Double Cab 4Life Manual	Double Cab Titan Manual	Double Cab Warrior Man/Auto	Double Cab Barbarian Man/Auto
<b>EXTERIOR FEATURES</b>						
<b>FUNCTIONAL CONTINUED</b>						
Shift paddles on steering column	-	-	-	-	Automatic	Automatic
Steering wheel, tilt adjustable	■	■	■	-	-	-
Steering wheel, tilt and telescopic adjustable	-	-	-	■	■	■
<b>LIGHTING</b>						
Blue LED footwell lighting with puddle lamps	-	-	-	-	-	■
Interior lamp	■	■	■	■	■	■
Map reading lamps, front	-	-	■	■	■	■
<b>SEATS</b>						
Armrest, front centre	■	■	■	■	■	■
Armrest, rear centre with cup holders	-	-	■	■	■	■
Head restraints, height adjustable, front x 2	■	■	■	■	■	■
Head restraints x 2, rear	-	■	-	-	-	-
Head restraints x 3, rear	-	-	■	■	■	■
Seats, front - driver's height adjuster	-	■	■	■	■	■
Seats, front - driver's powered and 2 x heated seats	-	-	-	-	■	■
Seats, front - slide and recline adjustments	■	■	■	■	■	■
Seats, front - seatbelt height adjustment	-	■	■	■	■	■
Seats, rear - fold-up cushions x 2	-	■	-	-	-	-


## COLOUR OPTIONS AND SEAT TRIMS

EXTERIOR COLOUR		Single Cab 4Life	Club Cab 4Life	Double Cab 4Life	Double Cab Titan	Double Cab Warrior	Double Cab Barbarian
Electric Blue (M) D23		-	-	-	■	■	■
Amazon Green (M) F27		■	■	■	■	■	■
Atlantic Grey (M) U17		-	-	-	■	■	■
Sterling Silver (M) U25		■	■	■	■	■	■
Aztec Red (S) R59		■	■	■	■	■	■
Polar White (S) W32		■	■	■	■	■	■
White Pearl (P) W54		-	-	-	■	■	■
Diamond Black (P) X37		■	■	■	■	■	■
Seats	Fabric (Two-tone Grey)					Leather (Black)	
Door Trim	Resin (Black/Grey)				Resin (Black/Grey) with Fabric Inserts	Resin (Black/Grey) With Leather-look Inserts	
Headlining	Non-woven Fabric (Grey)						
Floor Carpet	Needle Punch (Grey)						

■ : Available - : Not available M: Metallic\* P: Pearlescent\* S: Solid \*Metallic/pearlescent paint finish available at additional cost. Colours and trims reproduced on these pages may vary from the actual colours due to the limitations of the printing process used.



DARK GREY FABRIC (4LIFE)



DARK GREY FABRIC (TITAN)



BLACK LEATHER (WARRIOR)



BLACK LEATHER (BARBARIAN)



ELECTRIC BLUE (M)



AMAZON GREEN (M)



ATLANTIC GREY (M)



STERLING SILVER (M)



AZTEC RED (S)



POLAR WHITE (S)



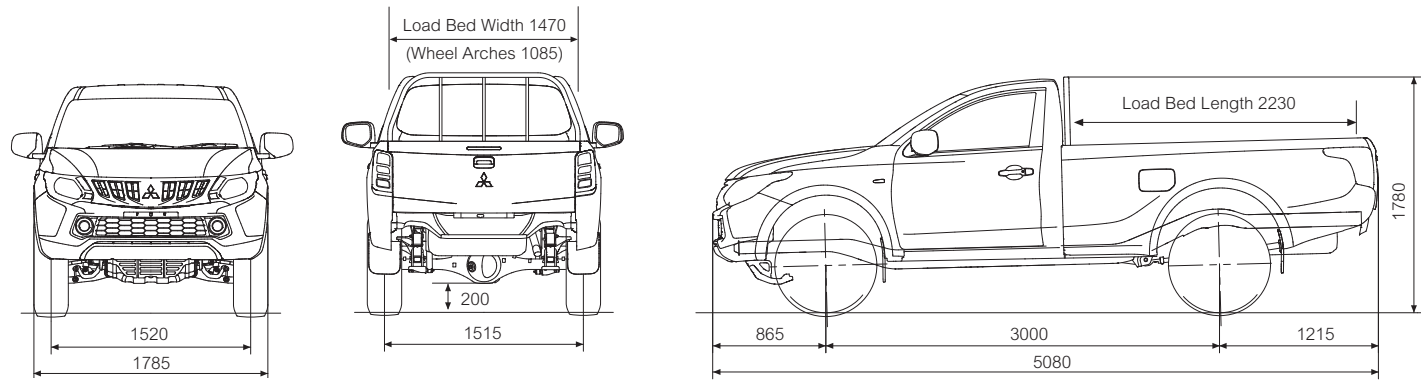
WHITE PEARL (P)



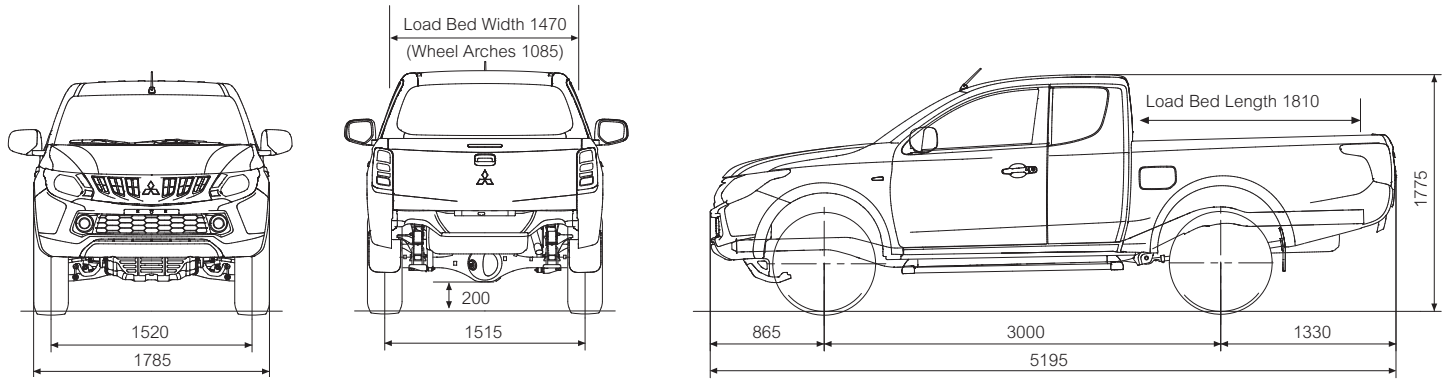
DIAMOND BLACK (P)



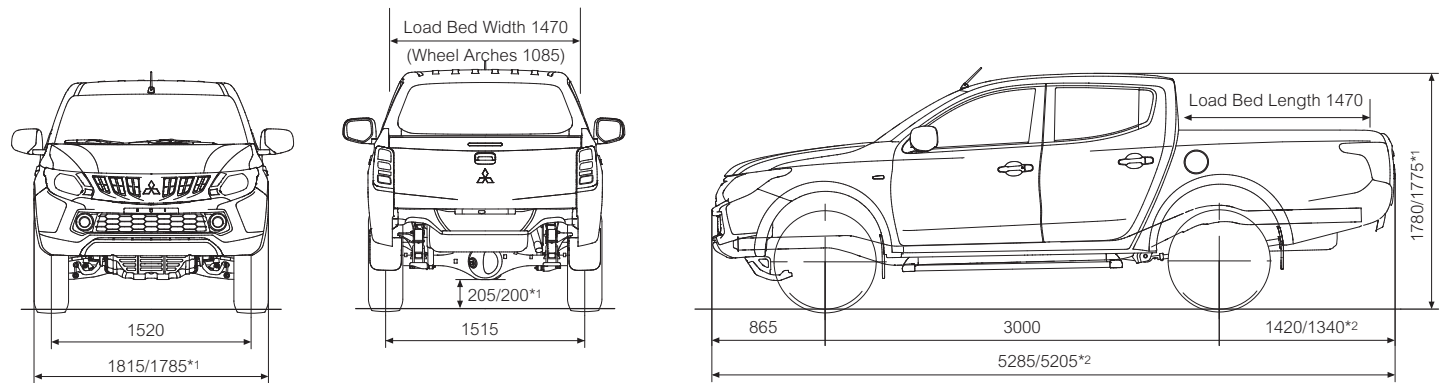
L200 SINGLE CAB



L200 CLUB CAB



L200 DOUBLE CAB



All measurements in millimetres.  
\*14Life / \*24Life/Titan



## MITSUBISHI MOTORS RECYCLING

We all have a duty to protect the environment. After a long working life we will take back any Mitsubishi Motors vehicle originally sold by The Colt Car Company Ltd. and recycle it in an environmentally friendly manner in accordance with the EU Directive on End-of-Life Vehicles and any applicable national statutory provisions.

All Mitsubishi Motors vehicles sold by The Colt Car Company Ltd., irrespective of date of sale, will be taken back free of charge from the last owner, at one of the designated take-back points, provided the vehicle contains all major components and is free of waste.

For further information please visit [www.cartakeback.com](http://www.cartakeback.com), email [info@cartakeback.com](mailto:info@cartakeback.com) or call the Cartakeback info-line on 0845 257 32 33.

Mitsubishi Motors policy is one of continuous product development and the right is reserved to change specification, features and prices without prior notice. The specification of vehicles illustrated in this publication may not be applicable to the UK market. Although every effort has been made to ensure that the written information was accurate, up-to-date and consistent with UK specification at the time of going to press, this brochure should not be regarded as infallible and, as such, does not constitute an offer for the sale of any particular vehicle. No part of this publication may be reproduced in any form or by any means, without the prior written permission of The Colt Car Company Limited.

Head Office: The Colt Car Company Limited, Watermoor, Cirencester, Glos. GL7 1LF

Website: [www.mitsubishi-cars.co.uk](http://www.mitsubishi-cars.co.uk)



MitsubishiUK



MitsubishiUK



MitsubishiTV

This brochure has been produced by an ISO14001 environmentally accredited printer where all processes are managed and materials recycled. The paper used to produce this brochure is from sustainable forests, chlorine free and from an ISO14001 accredited mill. This brochure is fully recyclable.

L2005018 02/18







Part of Pure Vans Ltd  
Independent Van Dealer



PART OF PURE VANS LTD  
INDEPENDENT VAN DEALER



**PURE** VANS

Telephone: 01633-212944  
Email: [sales@purevans.com](mailto:sales@purevans.com)

[www.purevans.com](http://www.purevans.com)